



US00D525869S

(12) **United States Design Patent**
Tedford

(10) **Patent No.:** **US D525,869 S**

(45) **Date of Patent:** **** Aug. 1, 2006**

(54) **CONTAINER LID**

(75) Inventor: **Richard A. Tedford**, Loveland, OH
(US)

(73) Assignee: **International Paper Company**,
Stamford, CT (US)

(**) Term: **14 Years**

(21) Appl. No.: **29/217,089**

(22) Filed: **Jan. 7, 2005**

(51) **LOC (8) Cl.** **09-07**

(52) **U.S. Cl.** **D9/452; D9/454**

(58) **Field of Classification Search** D9/447,
D9/444, 440, 436, 435; D7/900, 619.1, 396.2,
D7/392.1, 300.2; 220/713, 711, 709, 705,
220/253

See application file for complete search history.

(56) **References Cited**

U.S. PATENT DOCUMENTS

3,362,575 A * 1/1968 Fotos D9/452
D246,955 S * 1/1978 Davis D9/452

D260,492 S * 9/1981 Scott D9/452
D274,983 S * 8/1984 Dart et al. D9/447
5,147,065 A * 9/1992 Rush et al. 220/709
D381,268 S * 7/1997 Rush et al. D9/452

* cited by examiner

Primary Examiner—Robert M. Spear

Assistant Examiner—Susan Bennett Hattan

(74) *Attorney, Agent, or Firm*—Matthew M. Eslami

(57) **CLAIM**

I claim the ornamental design for a container lid, as shown and described.

DESCRIPTION

FIG. 1 is a perspective top view of a container lid showing my new design;

FIG. 2 is a front side elevation view of the lid;

FIG. 3 is a back side elevation view of the lid;

FIG. 4 is a right side elevation view of the lid;

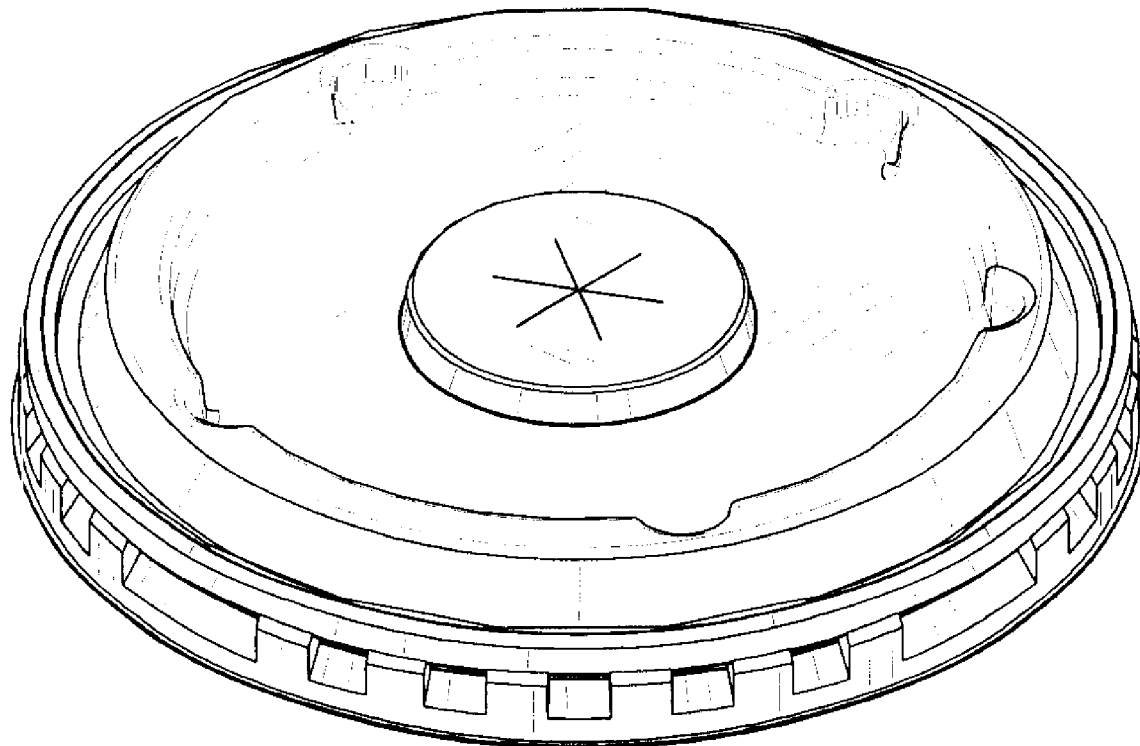
FIG. 5 is left side elevation view of the lid;

FIG. 6 is a top plan view of the lid;

FIG. 7 is a bottom plan view of the lid; and,

FIG. 8 is a perspective view of the bottom of the lid.

1 Claim, 4 Drawing Sheets



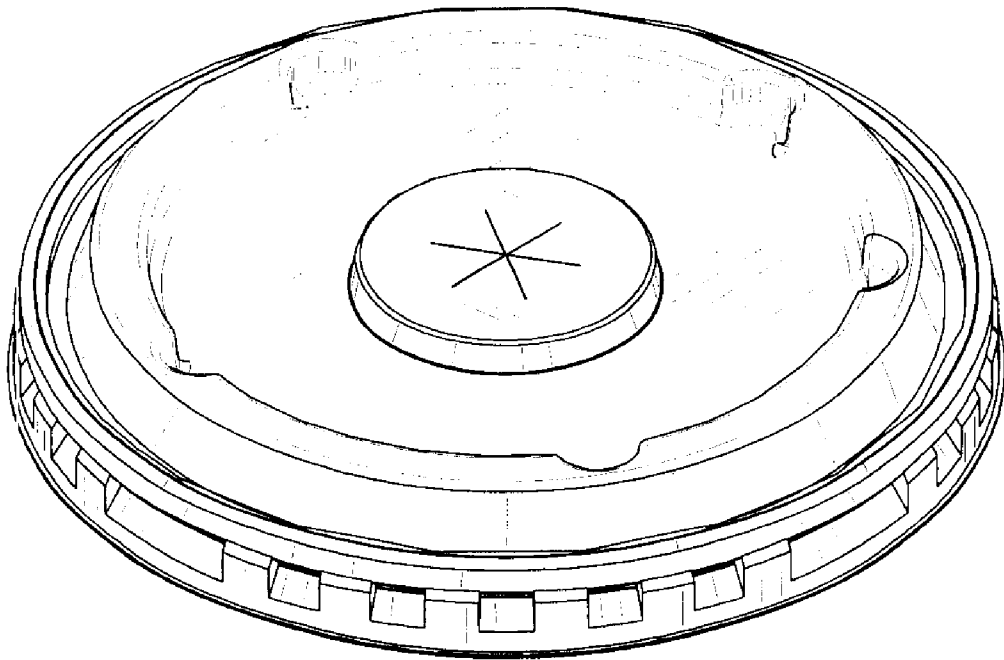


Fig. 1




Fig. 2




Fig. 3

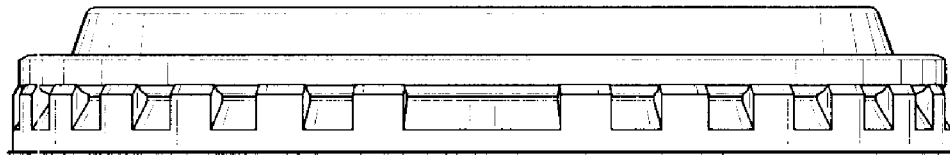


Fig. 4

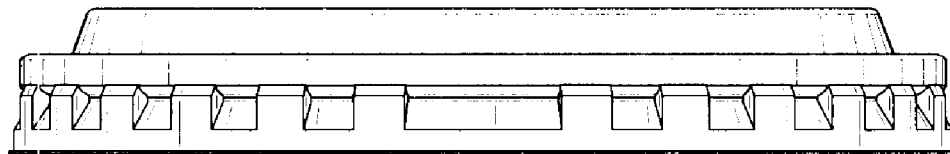


Fig. 5

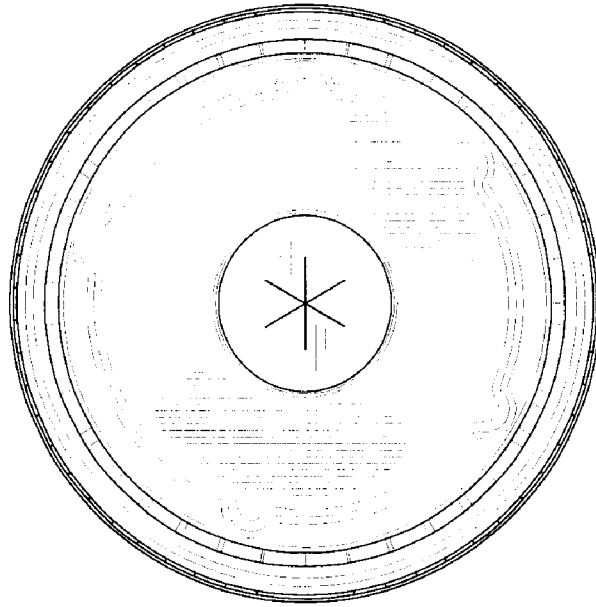


Fig.6

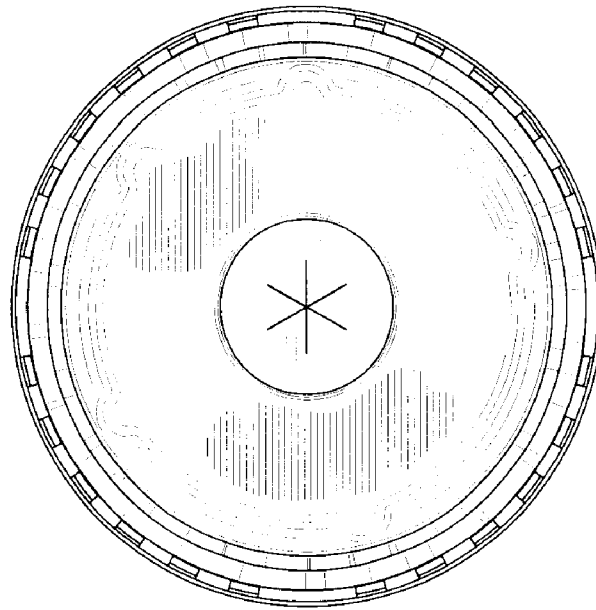


Fig.7

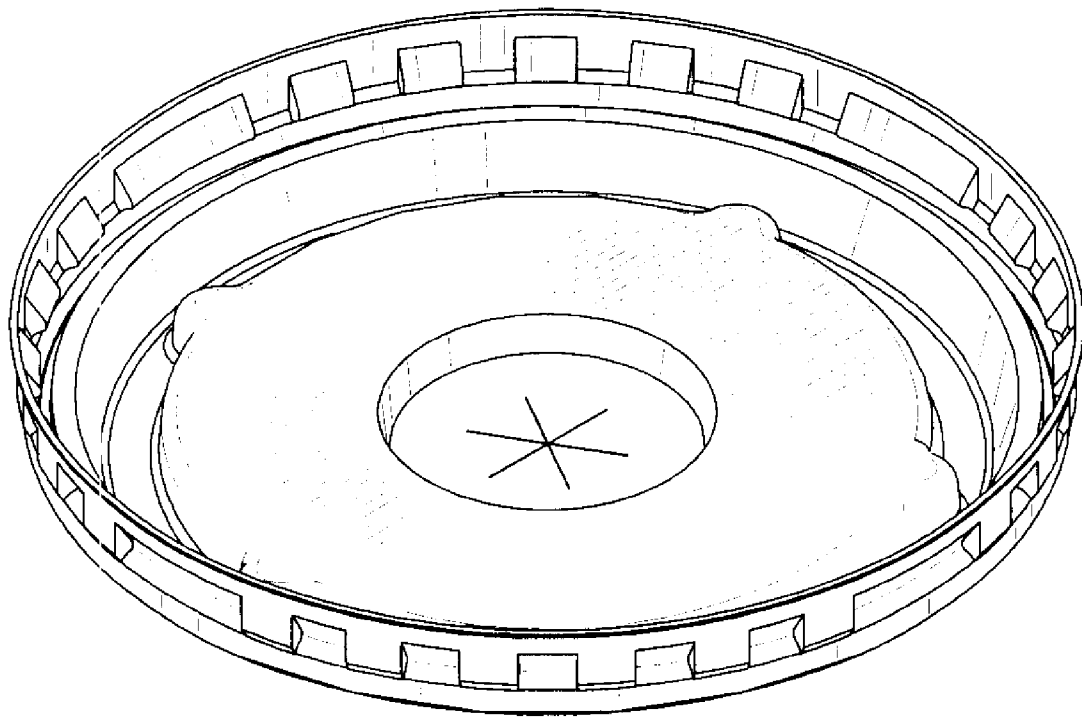


Fig.8