



US00D455235S

(12) **United States Design Patent** (10) **Patent No.:** **US D455,235 S**
Braaten et al. (45) **Date of Patent:** **** Apr. 2, 2002**

(54) **COMPACT**

D343,925 S * 2/1994 Garouste et al. D28/78
D429,850 S * 8/2000 Wilson et al. D28/78

(75) Inventors: **Lia Marie Braaten**, Cincinnati, OH (US); **Ronald Peter de Vlam**, Chicago, IL (US)

FOREIGN PATENT DOCUMENTS

FR 735689 * 11/1932 132/293
GB 311530 * 5/1929 132/296

(73) Assignee: **The Procter & Gamble Company**, Cincinnati, OH (US)

* cited by examiner

(**) Term: **14 Years**

Primary Examiner—Ted Shooman

Assistant Examiner—C Tuttle

(21) Appl. No.: **29/140,395**

(74) *Attorney, Agent, or Firm*—Jack L. Oney, Jr.; Tara M. Rosnell; Steven W. Miller

(22) Filed: **Apr. 17, 2001**

(57) **CLAIM**

(51) **LOC (7) Cl.** **28-03**

The ornamental design for a compact, as shown and described.

(52) **U.S. Cl.** **D28/78**

(58) **Field of Search** D28/76-84; D9/420, D9/423; D3/273-275, 294-295; 132/286, 293-307, 314-318; 206/235, 581, 823; 220/DIG. 26

DESCRIPTION

(56) **References Cited**

U.S. PATENT DOCUMENTS

D74,014 S * 12/1927 Kendall D28/78
D124,953 S * 2/1941 Botham D28/77
D145,100 S * 6/1946 Muller-Munk D28/78
2,438,841 A * 3/1948 Casalino 132/300
D213,653 S * 3/1969 Stern D28/78

FIG. 1 is a perspective of a compact, embodying our new design;

FIG. 2 is a top view thereof;

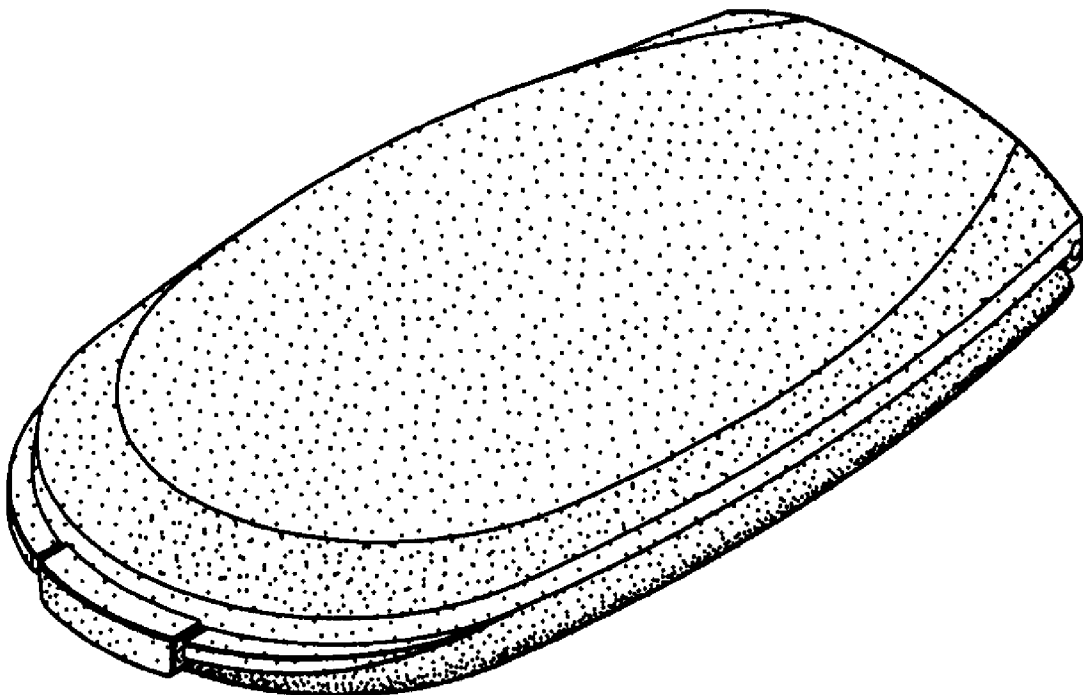
FIG. 3 is a right side elevational view thereof; the left side elevational view thereof being a mirror image;

FIG. 4 is a front elevational view thereof;

FIG. 5 is a rear elevational view thereof; and,

FIG. 6 is a bottom view thereof.

1 Claim, 1 Drawing Sheet



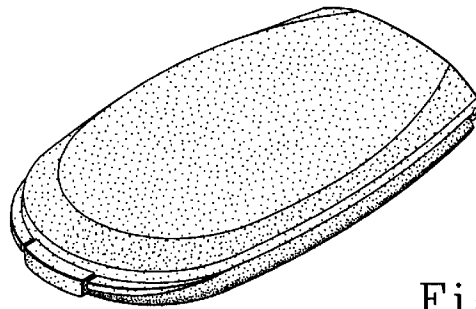


Fig. 1

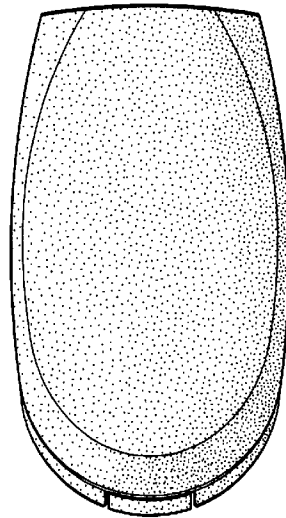


Fig. 2




Fig. 3

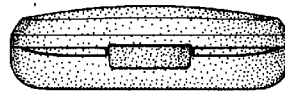


Fig. 4

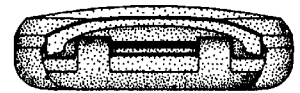


Fig. 5

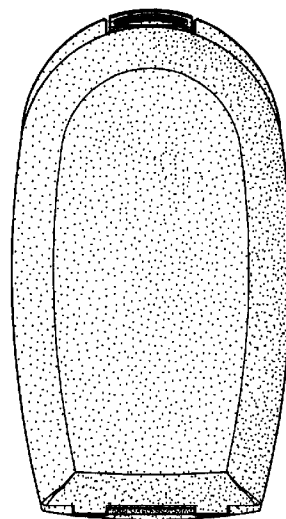


Fig. 6