



US00D828546S

(12) **United States Design Patent**
Eitzman et al.

(10) **Patent No.:** **US D828,546 S**

(45) **Date of Patent:** **** Sep. 11, 2018**

(54) **VALVE COVER WITH OPENINGS**

4,934,362 A 6/1990 Braun
4,958,633 A 9/1990 Angell
4,974,586 A 12/1990 Wandel

(Continued)

(71) Applicant: **3M INNOVATIVE PROPERTIES COMPANY**, St. Paul, MN (US)

(72) Inventors: **Philip D. Eitzman**, Lake Elmo, MN (US); **Thomas J. Xue**, Woodbury, MN (US)

FOREIGN PATENT DOCUMENTS

CN 202751705 2/2013
CN 104147719 11/2014

(Continued)

(73) Assignee: **3M Innovative Properties Company**, St. Paul, MN (US)

Primary Examiner — Eric L. Goodman
Assistant Examiner — Lilyana Bekic

(**) Term: **15 Years**

(57) **CLAIM**

(21) Appl. No.: **29/577,882**

The ornamental design for a valve cover with openings, as shown and described.

(22) Filed: **Sep. 16, 2016**

DESCRIPTION

(51) **LOC (11) Cl.** **29-02**

U.S. application Ser. No. 29/577,873 filed on the same date as the present application, entitled "Valve Cover," is incorporated herein by reference in its entirety.

(52) **U.S. Cl.**

FIG. 1 is a right top perspective view of a valve cover with openings in accordance with our new design;

USPC **D24/110.6**; D24/127

FIG. 2 is a top plan view thereof;

(58) **Field of Classification Search**

USPC D24/110.1, 110.6, 162, 127, 129; D23/332, 335, 355, 356, 366, 388, 412; D29/102, 105, 106

FIG. 3 is a front elevation thereof;

CPC A62B 18/025; A62B 18/02; A62B 9/02;

FIG. 4 is a rear elevation view thereof;

A62B 18/084; A62B 23/02; A62B 7/10;

FIG. 5 is a left side elevation view thereof, the right side elevation view is a mirror image thereof;

A62B 18/08; A61M 16/208; A61M

FIG. 6 is a bottom plan view thereof;

16/201; A61M 16/207; A61M 16/20;

FIG. 7 is a right top perspective view thereof and shown attached to a base; and,

A61M 16/06; A61M 16/0003; A61M

FIG. 8 is a right top perspective view of FIG. 7 and shown attached to a respirator.

16/206

See application file for complete search history.

(56) **References Cited**

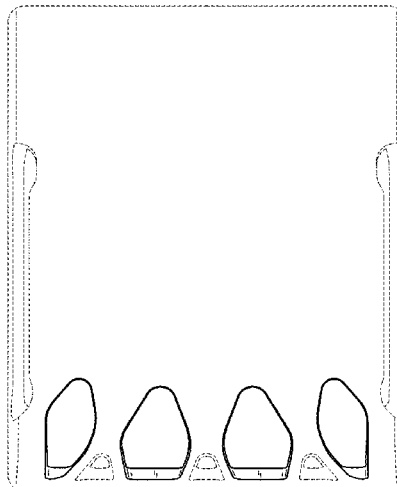
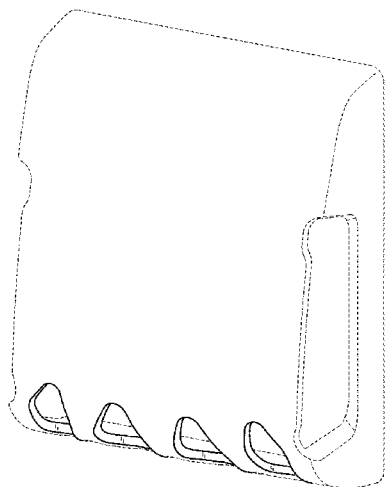
The right side elevation view of the design of FIG. 1 is a mirror image of the left side elevation view illustrated in FIG. 5.

U.S. PATENT DOCUMENTS

1,268,696 A 6/1918 Donald
2,999,498 A 9/1961 Matheson
3,474,783 A 10/1969 Ulmann
4,414,973 A 11/1983 Matheson
4,630,862 A 12/1986 Watanabe
4,749,003 A 6/1988 Leason
4,838,262 A 6/1989 Katz

The broken line showing of the base in FIGS. 7-8 and the respirator in FIG. 8 depict environment and form no part of the claimed design. All other broken lines depict portions of the valve cover with openings that form no part of the claimed design.

1 Claim, 4 Drawing Sheets



(56)

References Cited

U.S. PATENT DOCUMENTS

4,981,134 A 1/1991 Courtney
 D325,627 S * 4/1992 Claypool D23/335
 D347,298 S * 5/1994 Japuntich D24/110.4
 D347,299 S * 5/1994 Bryant D16/313
 5,325,892 A * 7/1994 Japuntich A62B 18/025
 137/855
 5,331,957 A 7/1994 Liu
 D359,346 S * 6/1995 Martin D23/366
 5,509,436 A * 4/1996 Japuntich A62B 18/025
 137/15.18
 5,687,767 A 11/1997 Bowers
 D389,239 S * 1/1998 Scholey D24/110.6
 D400,662 S * 11/1998 Davis D23/366
 6,047,698 A 4/2000 Magidson
 6,102,039 A * 8/2000 Springett B32B 5/26
 128/206.12
 D431,647 S * 10/2000 Henderson D24/110.1
 6,125,849 A * 10/2000 Williams A62B 23/025
 128/206.12
 6,460,539 B1 * 10/2002 Japuntich A41D 13/1138
 128/205.12
 RE37,974 E * 2/2003 Bowers A62B 18/10
 128/205.24
 D473,638 S * 4/2003 Cruver, IV D23/366
 D500,899 S * 1/2005 Udelhofen D29/122
 6,843,248 B2 1/2005 Japuntich
 7,007,695 B2 3/2006 Curran
 7,013,895 B2 3/2006 Martin
 7,013,985 B2 3/2006 Sasaki
 7,028,689 B2 4/2006 Martin
 7,069,931 B2 4/2006 Curran
 7,117,868 B1 * 10/2006 Japuntich A62B 18/025
 128/205.27
 D532,506 S * 11/2006 Caserta D23/366
 D534,265 S * 12/2006 Weggelaar D23/366
 7,188,622 B2 3/2007 Martin
 D547,852 S * 7/2007 Wu D23/366
 7,503,326 B2 3/2009 Martin
 D608,435 S * 1/2010 Zobebe D23/366
 7,686,018 B2 3/2010 Cerbini
 7,958,889 B1 6/2011 Fernandez-Decastro
 RE43,289 E * 4/2012 Bowers A62B 18/10
 128/205.24
 D657,052 S * 4/2012 Amin D24/110.1
 D657,053 S * 4/2012 Amin D24/110.1

D676,527 S * 2/2013 Xue D23/248
 D747,141 S * 1/2016 Wahl D23/366
 2002/0023651 A1 * 2/2002 Japuntich A41D 13/11
 128/206.15
 2002/0195108 A1 12/2002 Mittelstadt
 2003/0000531 A1 1/2003 Tuck
 2004/0255947 A1 12/2004 Martin
 2005/0061327 A1 * 3/2005 Martin A62B 18/10
 128/206.15
 2005/0155607 A1 7/2005 Martin
 2007/0144524 A1 6/2007 Martin
 2008/0026172 A1 * 1/2008 Stelter A41D 13/1146
 428/36.1
 2008/0026173 A1 * 1/2008 Angadjivand A41D 13/1146
 428/36.1
 2008/0318014 A1 * 12/2008 Angadjivand A41D 13/1146
 428/219
 2009/0000624 A1 * 1/2009 Lee A41D 13/1161
 128/207.11
 2009/0044811 A1 2/2009 Welchel
 2009/0235934 A1 * 9/2009 Martin A41D 13/1138
 128/206.15
 2011/0139158 A1 * 6/2011 Xue A62B 18/025
 128/206.15
 2012/0125341 A1 * 5/2012 Gebrewold A62B 18/025
 128/206.12
 2012/0125342 A1 * 5/2012 Gebrewold A62B 18/025
 128/206.12
 2014/0190492 A1 * 7/2014 Noh A41D 13/1161
 128/863
 2016/0375276 A1 * 12/2016 Martin A62B 9/006
 128/207.12
 2017/0340031 A1 * 11/2017 Henderson A41D 13/11

FOREIGN PATENT DOCUMENTS

CN 204519423 8/2015
 CN 205055246 3/2016
 DE 4029939 3/1992
 EP 1647310 8/2007
 FR 2767482 2/1999
 KR 100912233 8/2009
 RU 154233 8/2015
 WO WO 2004/112906 12/2004
 WO WO 2011/026515 3/2011
 WO WO 2015/1833177 12/2015

* cited by examiner

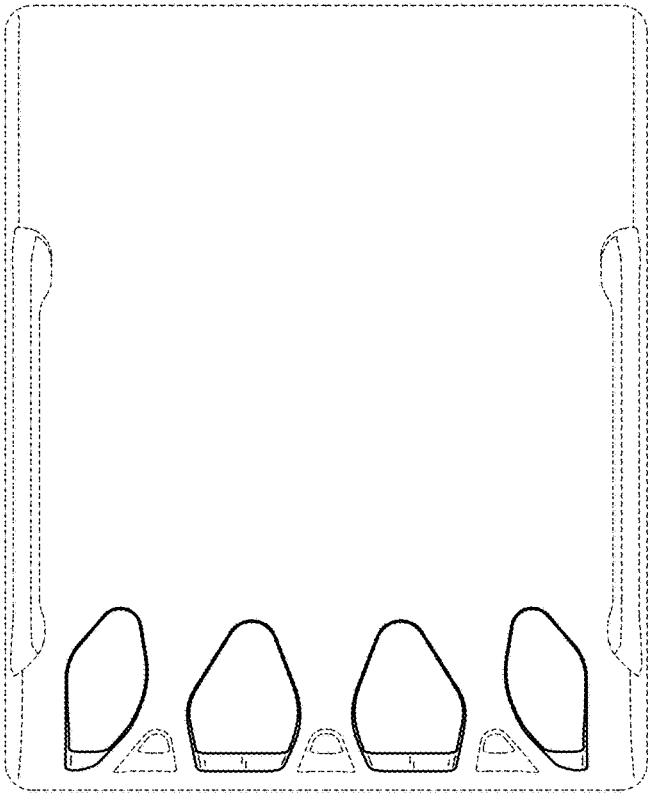
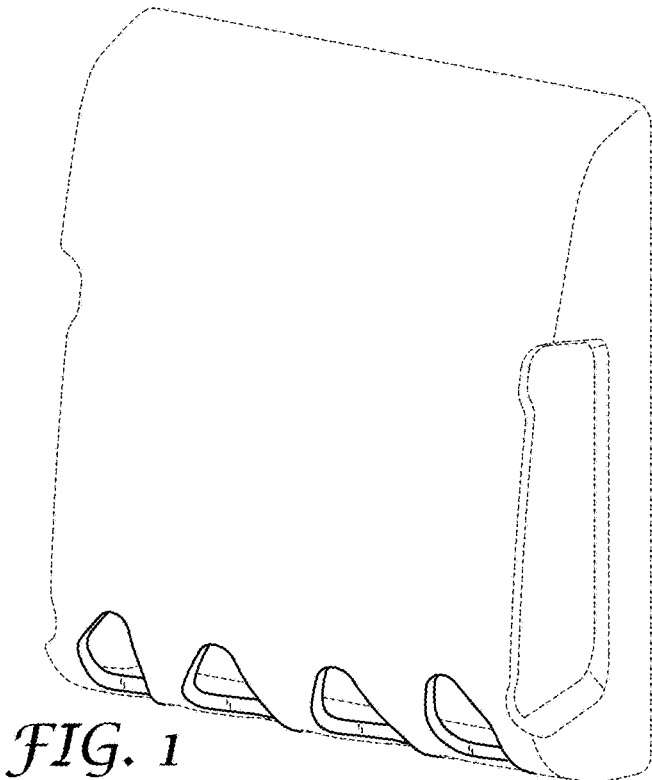


FIG. 2

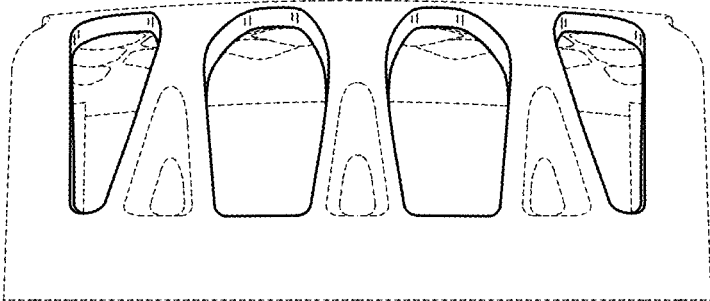


FIG. 3




FIG. 4

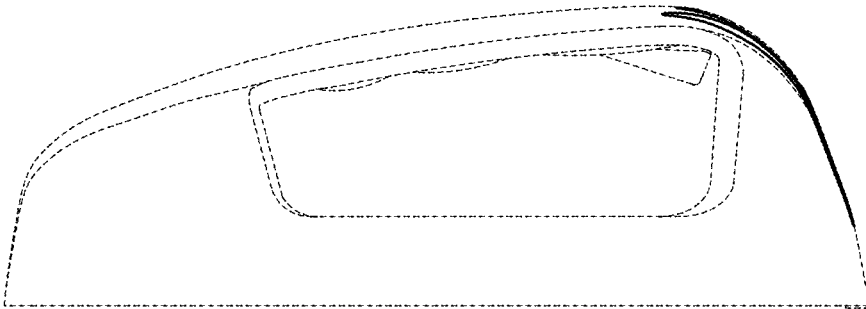


FIG. 5

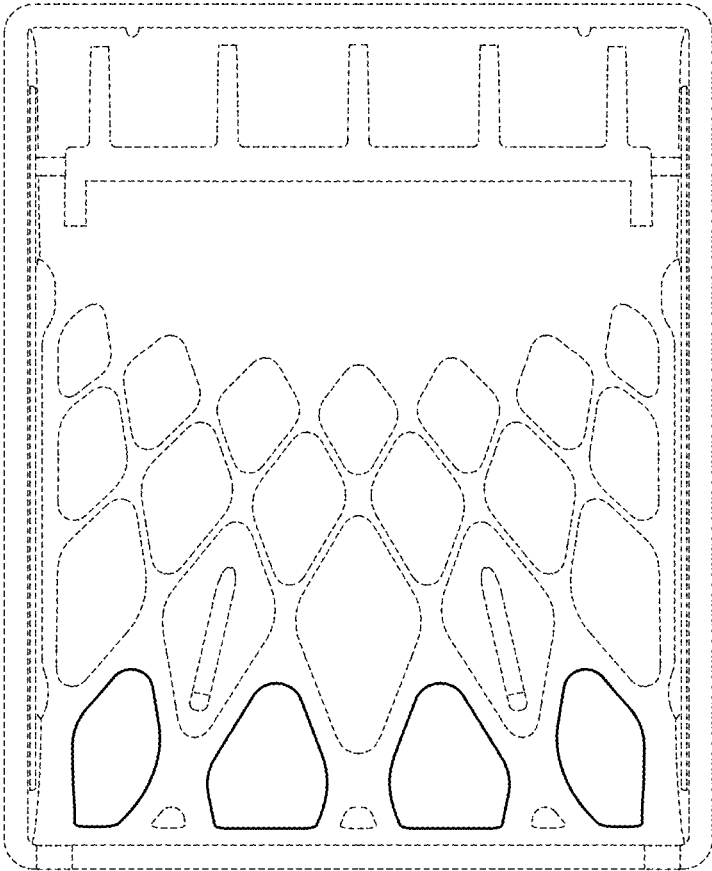


FIG. 6

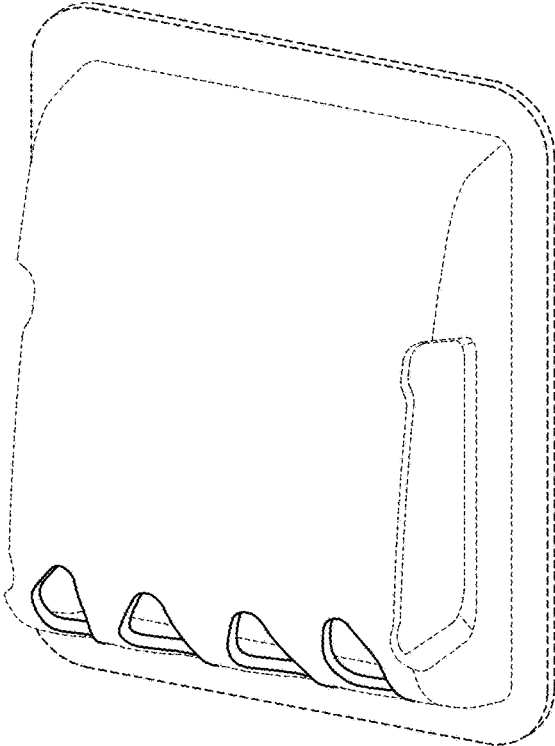


FIG. 7

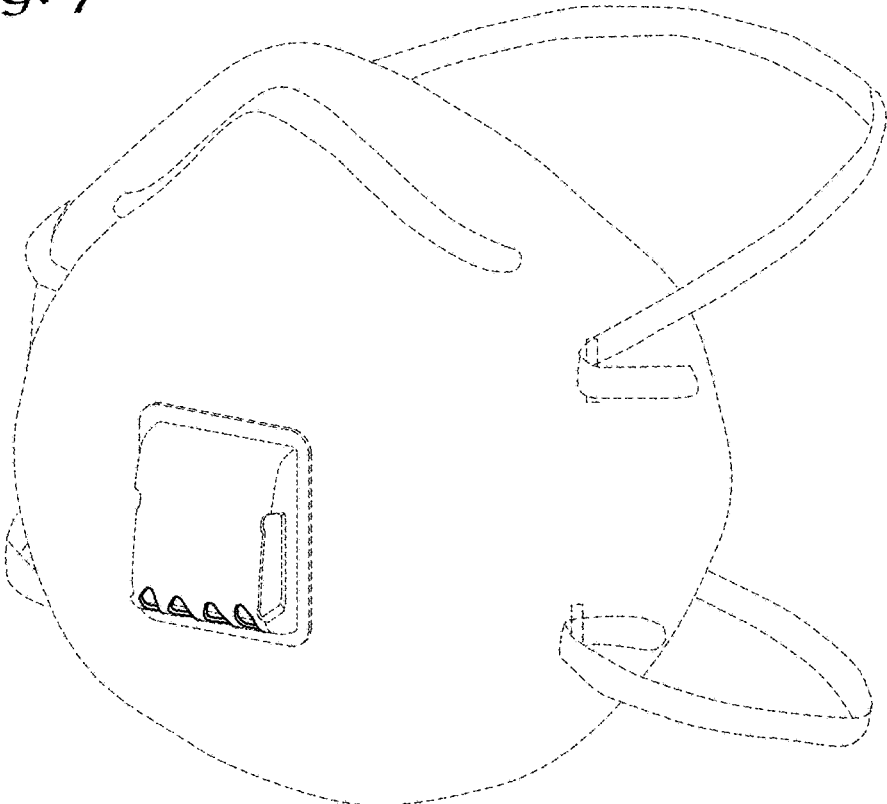


FIG. 8