



US00D807201S

(12) **United States Design Patent**
Hashimoto

(10) **Patent No.:** **US D807,201 S**
(45) **Date of Patent:** **** Jan. 9, 2018**

- (54) **WRIST WATCH**
- (71) Applicant: **CASIO KEISANKI KABUSHIKI KAISHA**, Shibuya-ku, Tokyo (JP)
- (72) Inventor: **Ichiro Hashimoto**, Kanagawa (JP)
- (73) Assignee: **CASIO KEISANKI KABUSHIKI KAISHA**, Tokyo (JP)

- D598,318 S * 8/2009 Behling D10/126
- D619,909 S * 7/2010 Moriai D10/39
- D628,095 S * 11/2010 Monachon D10/39
- D645,362 S * 9/2011 Houlihan D10/38
- D658,081 S * 4/2012 Akagi D10/39
- D663,222 S * 7/2012 Nakai D10/39

(Continued)

- (**) Term: **15 Years**
- (21) Appl. No.: **29/560,731**
- (22) Filed: **Apr. 8, 2016**

(30) **Foreign Application Priority Data**

Nov. 13, 2015 (CN) 2015 3 0452882

- (51) **LOC (11) Cl.** **10-02**
- (52) **U.S. Cl.**
USPC **D10/39**

(58) **Field of Classification Search**

USPC D10/1, 4, 6, 15, 30-39, 41, 44-45, 65,
D10/122-126, 131-132; D14/344
CPC G04B 19/00; G04B 19/025; G04B 19/04;
G04B 19/046; G04B 19/048; G04B
19/06; G04B 19/08; G04B 19/085; G04B
19/087; G04B 19/10; G04B 19/103;
G04B 19/106; G04B 47/042; G04B
47/04; G04B 19/11; G04B 19/16; G04B
19/166; G04B 19/18; G04B 19/22; G04B
19/223; G04B 19/24; G04B 19/30; G04B
37/00; G04B 37/0008; G04B 37/02;
G04B 37/04; G04B 37/12; G04B 39/002;
G04B 39/006; G04B 39/008; G04B
45/0069; G04B 45/0076; G04B 45/04;
G04B 45/00

See application file for complete search history.

(56) **References Cited**

U.S. PATENT DOCUMENTS

- D361,529 S * 8/1995 Sakai D10/30
- D508,860 S * 8/2005 Plan D10/39

OTHER PUBLICATIONS

Chari Co G-Shock GA-500K Watch | posted at chariandconyc.net Feb. 2, 2017 [online][site visited Oct. 25, 2017]. Available from Internet: <<http://www.chariandconyc.net/blog/charicog-shock-ga-500k/>> (Year: 2017).*

Primary Examiner — Sandra S Snapp

Assistant Examiner — Katherine Glennon

(74) *Attorney, Agent, or Firm* — Holtz Holtz & Volek PC

(57) **CLAIM**

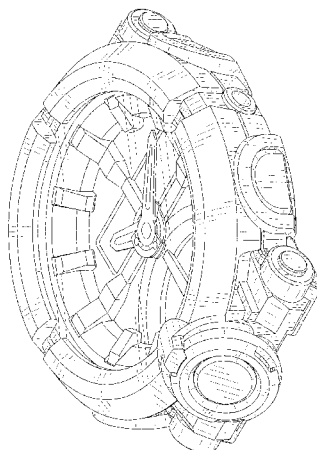
The ornamental design for a wrist watch, as shown and described.

DESCRIPTION

FIG. 1 is a front, right side, bottom perspective view of a wrist watch showing my new design;
 FIG. 2 is a front elevational view thereof;
 FIG. 3 is a rear elevational view thereof;
 FIG. 4 is a left side view thereof;
 FIG. 5 is a right side view thereof;
 FIG. 6 is a top plan view thereof;
 FIG. 7 is a bottom plan view thereof;
 FIG. 8 is a reference front elevational view thereof, showing a state in which this article is electrified; and,
 FIG. 9 is a reference perspective view thereof, with a watchband attached.

The broken lines showing portions of the wrist watch illustrate environmental structure only and form no part of the claimed design.

1 Claim, 8 Drawing Sheets



(56)

References Cited

U.S. PATENT DOCUMENTS

D664,450	S *	7/2012	Syoubayashi	D10/39
D685,666	S *	7/2013	Nakai	D10/128
D724,447	S *	3/2015	Akagi	D10/126
8,988,974	B2 *	3/2015	Takenawa	G04C 3/143 116/220
D733,578	S *	7/2015	Ikezu	D10/30
D733,602	S *	7/2015	Ikezu	D10/128
D740,138	S *	10/2015	Goto	D10/39
D742,253	S *	11/2015	Syoubayashi	D10/30
D742,763	S *	11/2015	Hashimoto	D10/126
D751,420	S *	3/2016	Nakai	D10/126
D776,550	S *	1/2017	Nakai	D10/132
2010/0046328	A1 *	2/2010	Olsen	G04B 19/04 368/30
2015/0205263	A1 *	7/2015	Momose	G04B 19/06 368/232
2017/0082981	A1 *	3/2017	Hasegawa	G04G 9/0005
2017/0261934	A1 *	9/2017	Matsuzawa	G04C 17/00

* cited by examiner

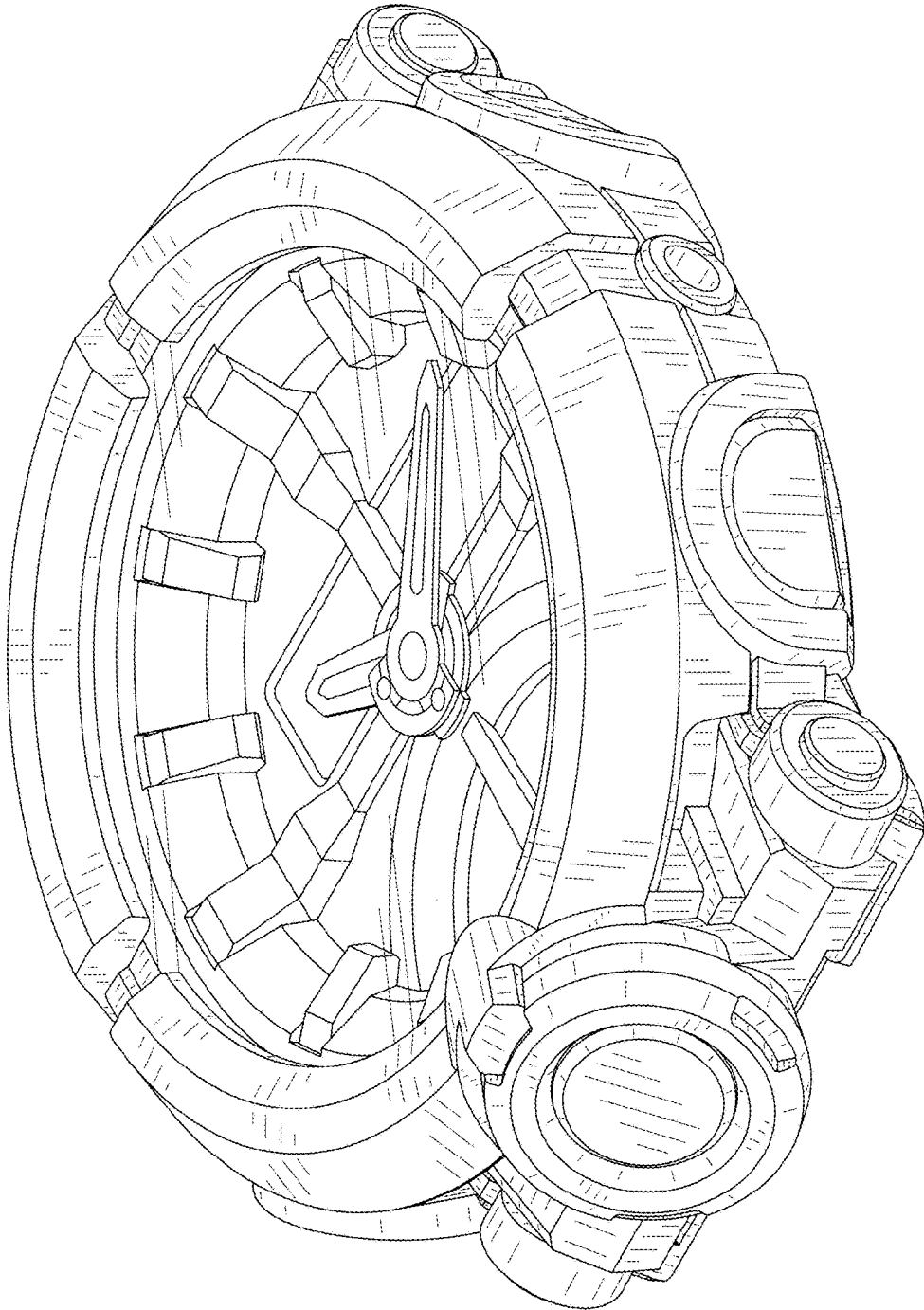


FIG. 1




FIG. 2

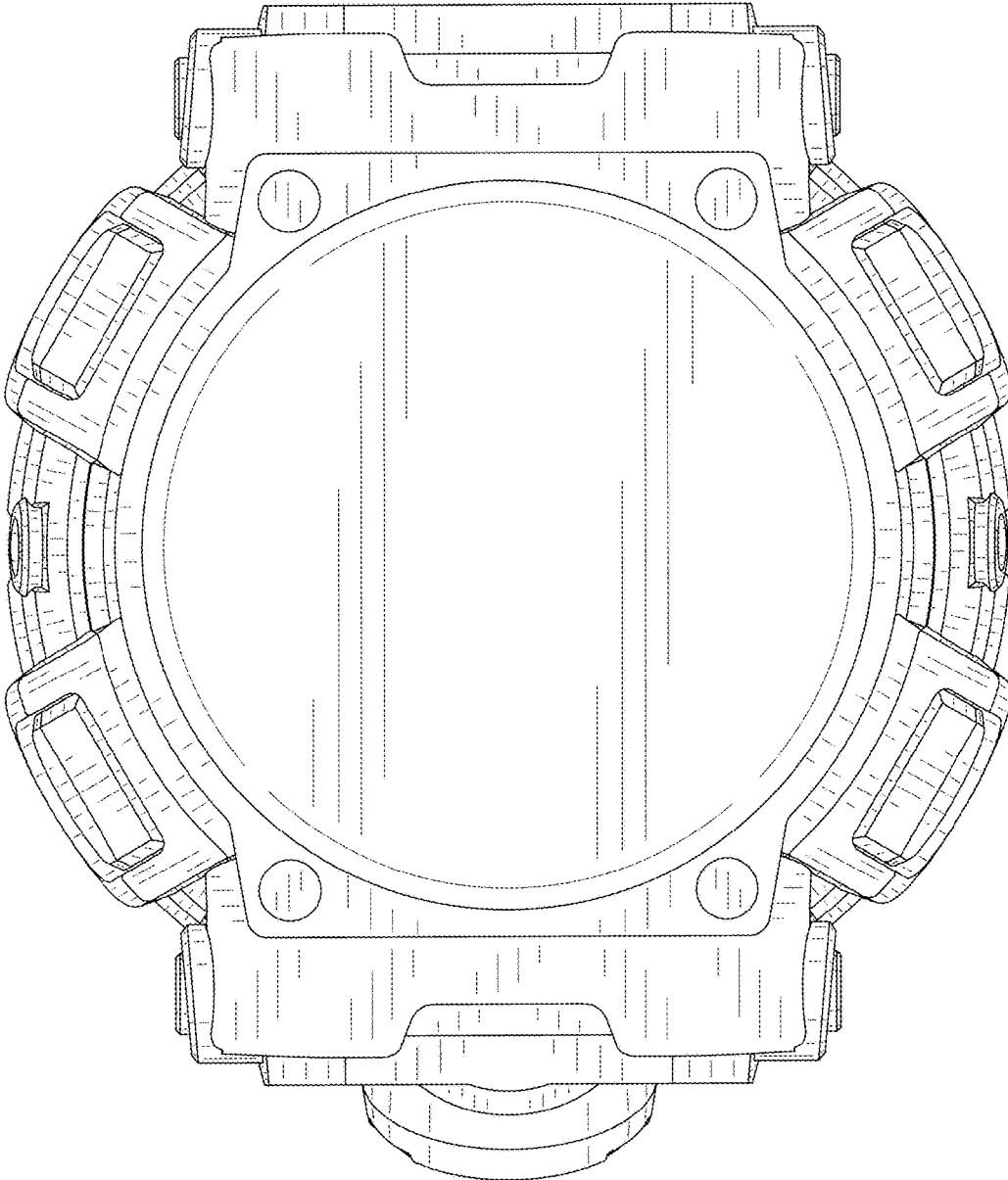


FIG. 3

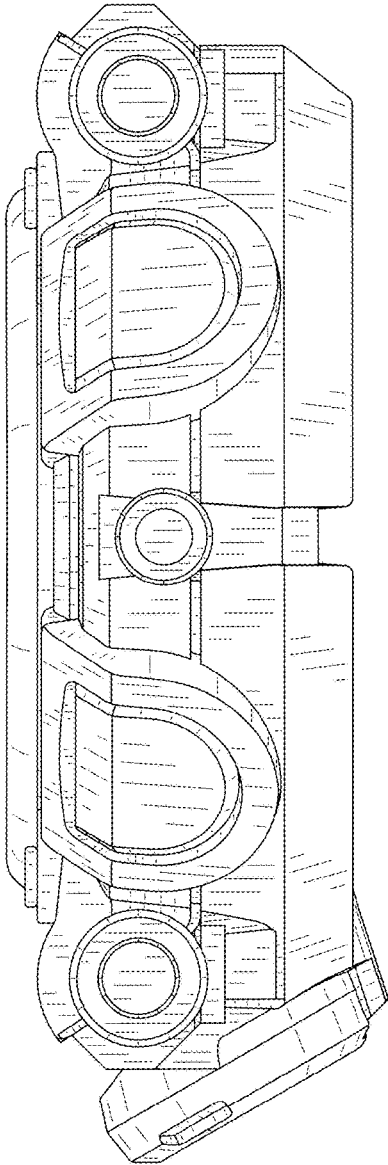


FIG. 4

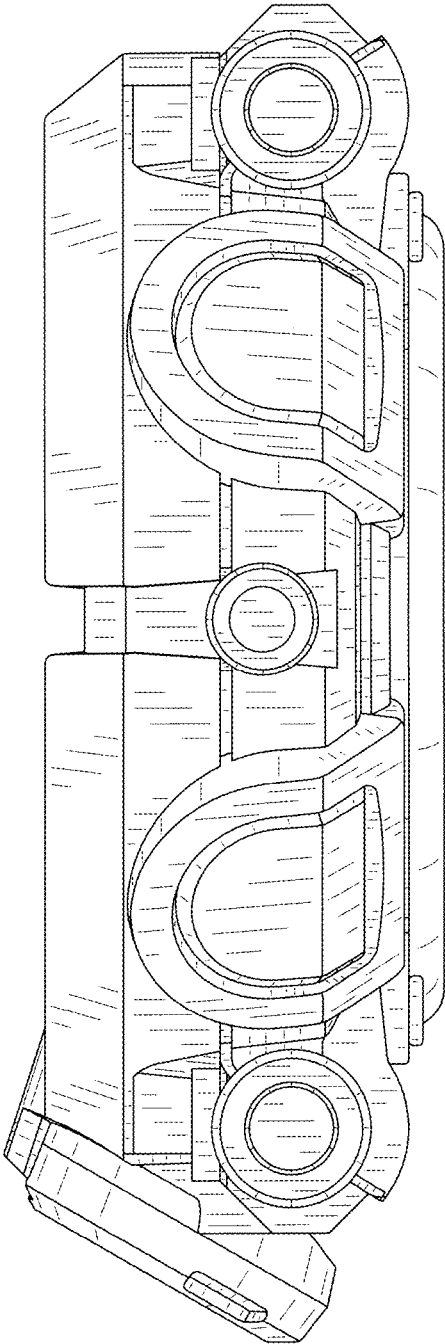


FIG. 5

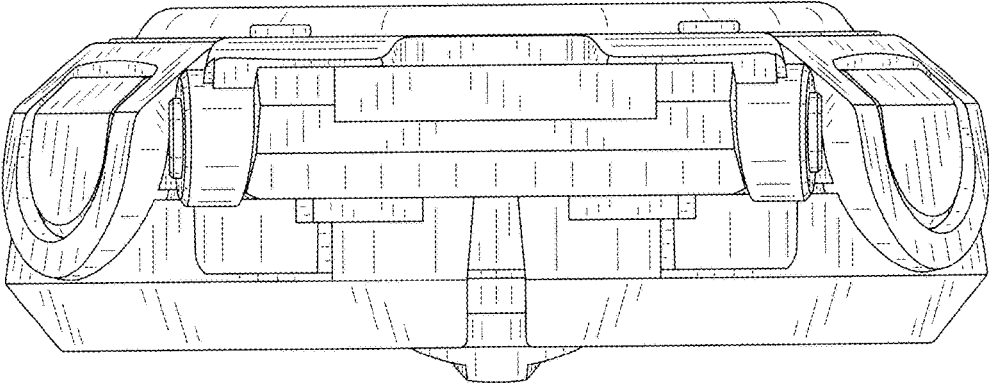


FIG. 6

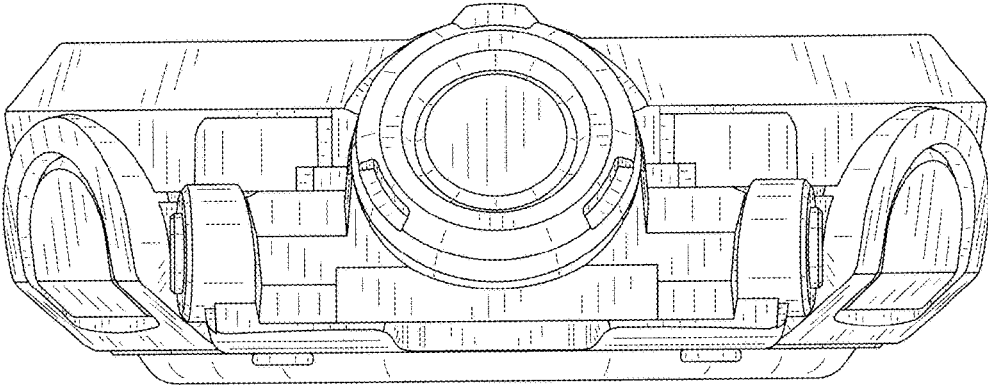


FIG. 7




FIG. 8

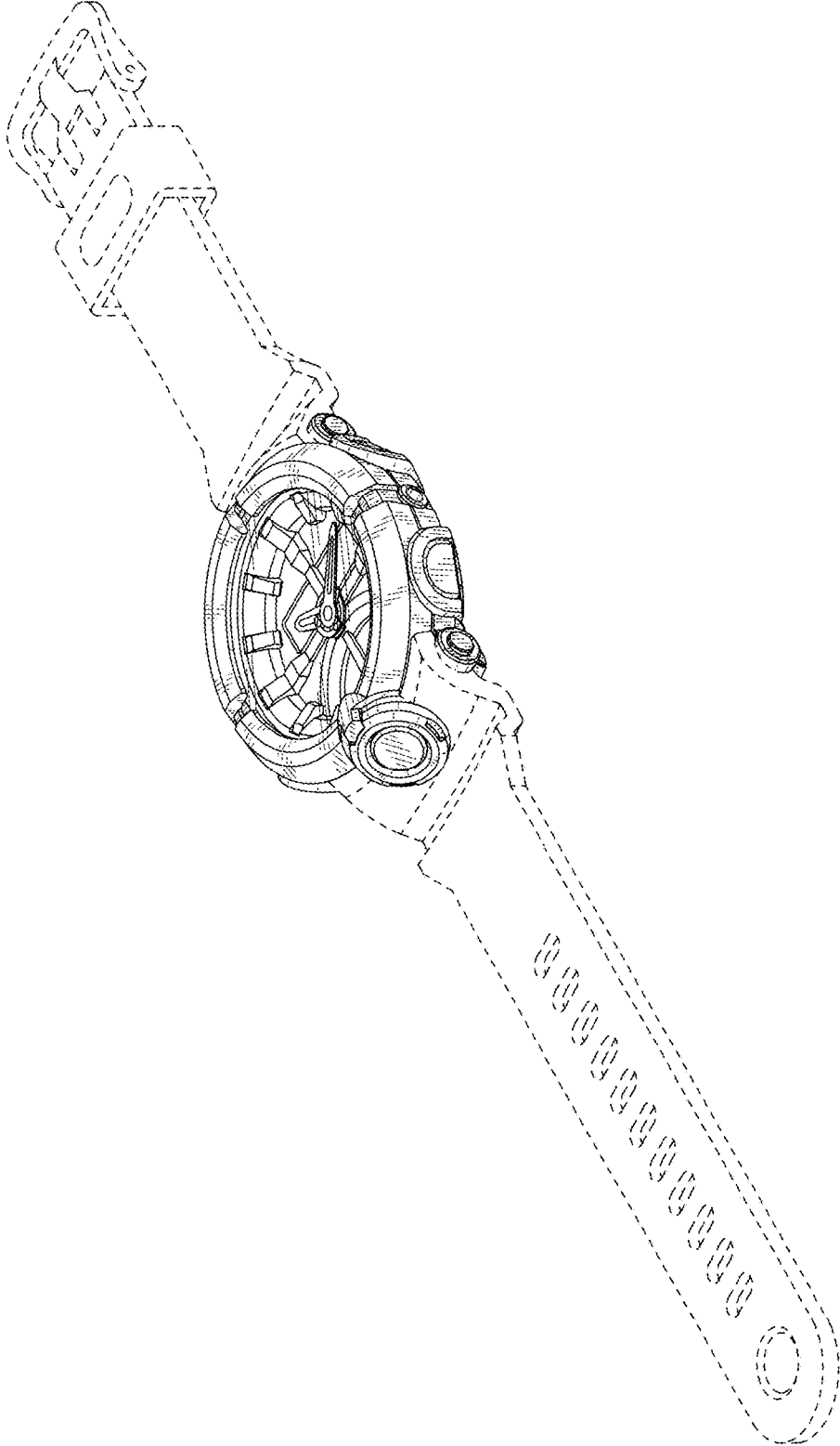


FIG. 9