



US00D902845S

(12) **United States Design Patent**  
**Xia et al.**

(10) **Patent No.:** **US D902,845 S**  
(45) **Date of Patent:** **\*\* Nov. 24, 2020**

(54) **SOLAR CELL PANEL**

(56) **References Cited**

(71) Applicants: **CSI CELLS CO., LTD.**, Jiangsu (CN);  
**Canadian Solar Manufacturing**  
**(Changshu) Inc.**, Jiangsu (CN); **CSI**  
**SOLAR POWER GROUP CO., LTD.**,  
Jiangsu (CN)

U.S. PATENT DOCUMENTS

D353,129	S	*	12/1994	Ricaud	.....	D13/102
D662,040	S	*	6/2012	Yang	.....	D13/102
D666,609	S	*	9/2012	Li	.....	D14/248
D694,175	S	*	11/2013	Kannou	.....	D13/102
D696,186	S	*	12/2013	Kannou	.....	D13/102
D780,108	S	*	2/2017	Wiedeman	.....	D13/102
D817,865	S	*	5/2018	Detrick	.....	D13/102
D833,382	S	*	11/2018	Labesque	.....	D13/102
2009/0293941	A1	*	12/2009	Luch	.....	H01L 31/02008
						136/251
2009/0314330	A1	*	12/2009	Saha	.....	H01L 31/0504
						136/246
2010/0108118	A1	*	5/2010	Luch	.....	H02S 20/10
						136/244
2017/0012154	A1	*	1/2017	Aiken	.....	H01L 31/0475

(72) Inventors: **Zhengyue Xia**, Jiangsu (CN); **Jie Xu**,  
Jiangsu (CN); **Xinchun Yan**, Jiangsu  
(CN); **Minjie Zhu**, Jiangsu (CN);  
**Guoqiang Xing**, Jiangsu (CN)

\* cited by examiner

(73) Assignees: **CSI CELLS CO., LTD.**, Jiangsu (CN);  
**CANADIAN SOLAR**  
**MANUFACTURING (CHANGSHU)**  
**INC.**, Jiangsu (CN); **CSI SOLAR**  
**POWER GROUP CO., LTD.**, Jiangsu  
(CN)

*Primary Examiner* — Derrick E Holland  
(74) *Attorney, Agent, or Firm* — Schmeiser, Olsen &  
Watts, LLP

(\*\*) Term: **15 Years**

(21) Appl. No.: **29/699,761**

(57) **CLAIM**

(22) Filed: **Jul. 29, 2019**

The ornamental design for a solar cell panel, as shown and described.

(51) **LOC (12) Cl.** ..... **13-02**

**DESCRIPTION**

(52) **U.S. Cl.**

USPC ..... **D13/102**


(58) **Field of Classification Search**

USPC ..... D13/101, 102, 103, 107, 133, 184, 199  
CPC ..... H01L 31/02; H01L 31/042; H01L 31/048;  
H01L 31/0475; H01L 31/035281; H01L  
27/142; H01L 27/1421; Y02E 10/40;  
Y02E 10/47; Y02E 10/50; Y02E 10/52;  
Y02E 10/54; Y02E 10/541; Y02E 10/542;  
Y02E 10/543; Y02E 10/544; Y02E  
10/545; Y02E 10/546; Y02E 10/547;  
H02S 10/40

FIG. 1 is a front view of the design for a solar cell panel;  
FIG. 2 is a rear view thereof;  
FIG. 3 is a left view thereof;  
FIG. 4 is a right view thereof;  
FIG. 5 is a top view thereof;  
FIG. 6 is a bottom view thereof; and,  
FIG. 7 is a perspective view thereof.  
The broken lines shown in the figures depict portions of the  
solar cell panel that form no part of the claimed design.

See application file for complete search history.

**1 Claim, 7 Drawing Sheets**






FIG. 1




FIG. 2

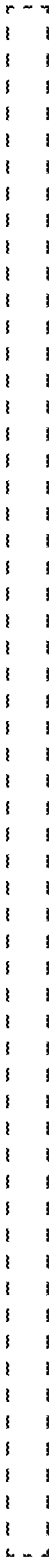


FIG.3

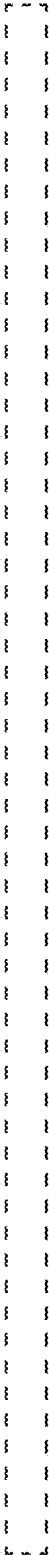


FIG.4



FIG.5



FIG.6




FIG. 7