



US00D735274S

(12) **United States Design Patent**
Johnson et al.

(10) **Patent No.:** **US D735,274 S**

(45) **Date of Patent:** **** Jul. 28, 2015**

(54) **CASINO TABLE**

(71) Applicants: **John Johnson**, Hammond, LA (US);
Anjanette Varnado, Hammond, LA (US)

(72) Inventors: **John Johnson**, Hammond, LA (US);
Anjanette Varnado, Hammond, LA (US)

(**) Term: **14 Years**

(21) Appl. No.: **29/471,620**

(22) Filed: **Nov. 4, 2013**

(51) **LOC (10) Cl.** **21-01**

(52) **U.S. Cl.**
USPC **D21/397**

(58) **Field of Classification Search**
USPC D21/307-308, 334-368, 376-397;
273/236-287, 288-291; 40/649;
D14/435; D6/300

See application file for complete search history.

(56) **References Cited**

U.S. PATENT DOCUMENTS

D263,975 S *	4/1982	Quiroga et al.	D21/369
4,480,840 A	11/1984	Chang		
5,845,906 A	12/1998	Wirth		
5,975,529 A	11/1999	de Keller		
6,113,101 A	9/2000	Wirth		
6,565,088 B2	5/2003	Perrie et al.		
7,341,510 B2	3/2008	Bourbour et al.		
D589,568 S *	3/2009	Migdal	D21/397

8,323,083 B2	12/2012	Feola		
D691,667 S *	10/2013	Lambert et al.	D21/372
D696,358 S *	12/2013	Brodrick	D21/397
2004/0009801 A1	1/2004	Nama		
2007/0018398 A1	1/2007	Kao		

* cited by examiner

Primary Examiner — George D Kirschbaum

(74) *Attorney, Agent, or Firm* — Richard L. Miller

(57) **CLAIM**

The ornamental design for a casino table, as shown and described.

DESCRIPTION

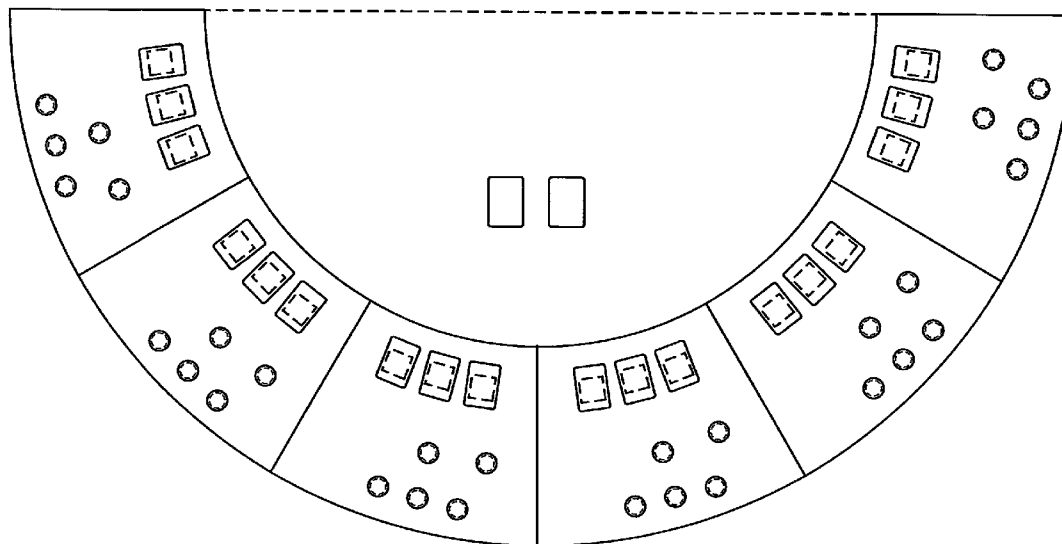
FIG. 1 is a top plan view of a first embodiment of a surface pattern for a casino table showing our new design; FIG. 2 is an enlarged top plan view of a single segment thereof; FIG. 3 is a top plan view of a second embodiment of a surface pattern for a casino table; and, FIG. 4 is an enlarged top plan view a of single segment thereof.

Any portion of any figure shown in broken lines are for environmental purposes only and form no part of the claimed design;

Any portion of any figure enclosed in a dotted closed curve is not part of the claimed design; and

A view of the bottoms are omitted because the bottoms are flat and devoid of surface ornamentation.

1 Claim, 4 Drawing Sheets



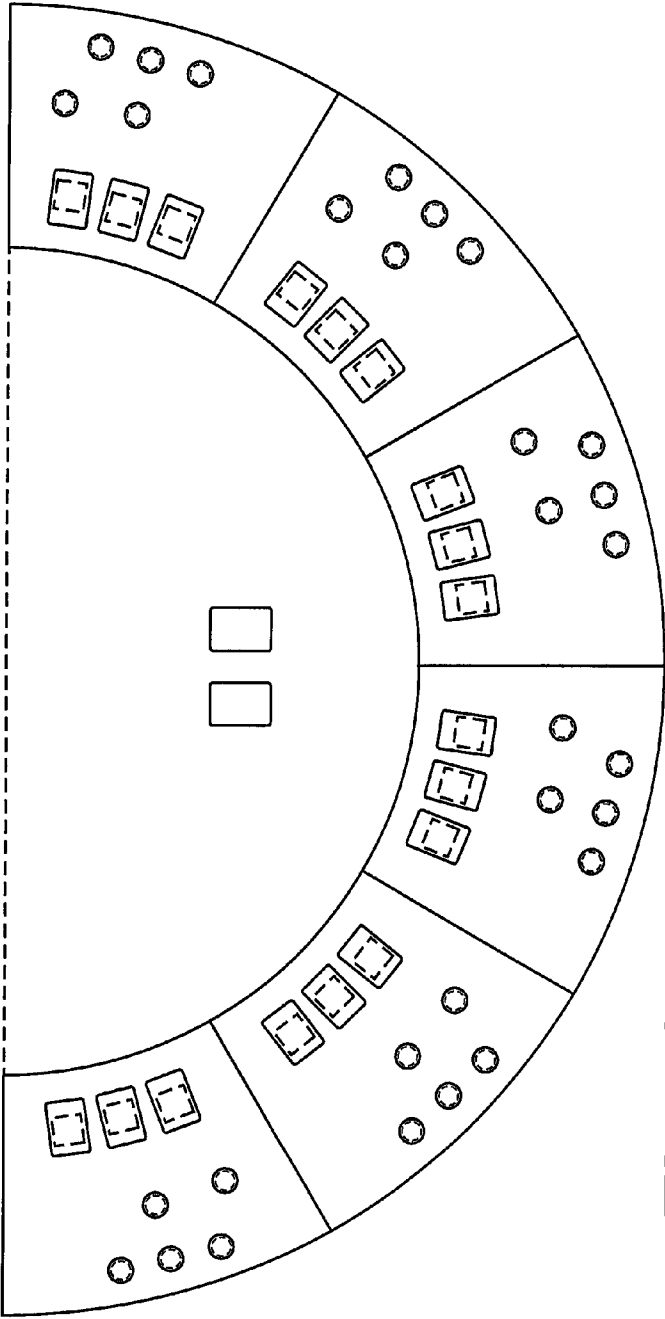


Fig. 1

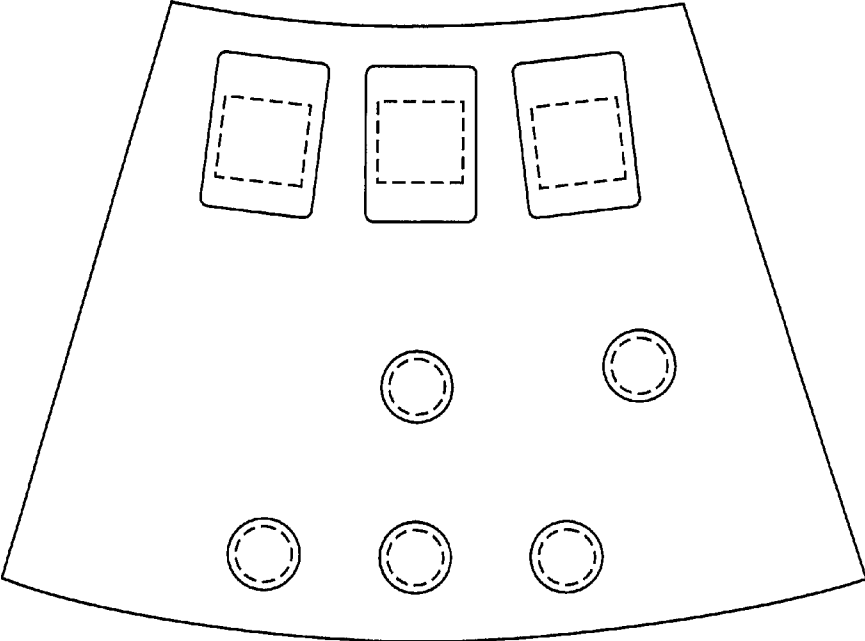


Fig. 2

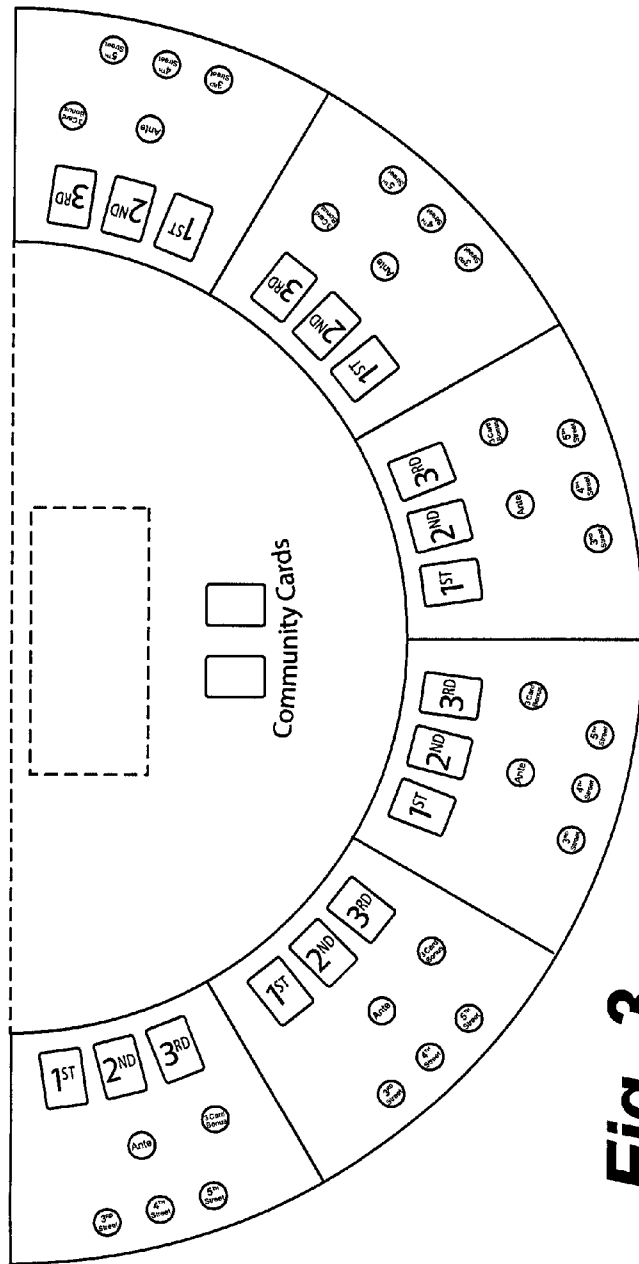


Fig. 3

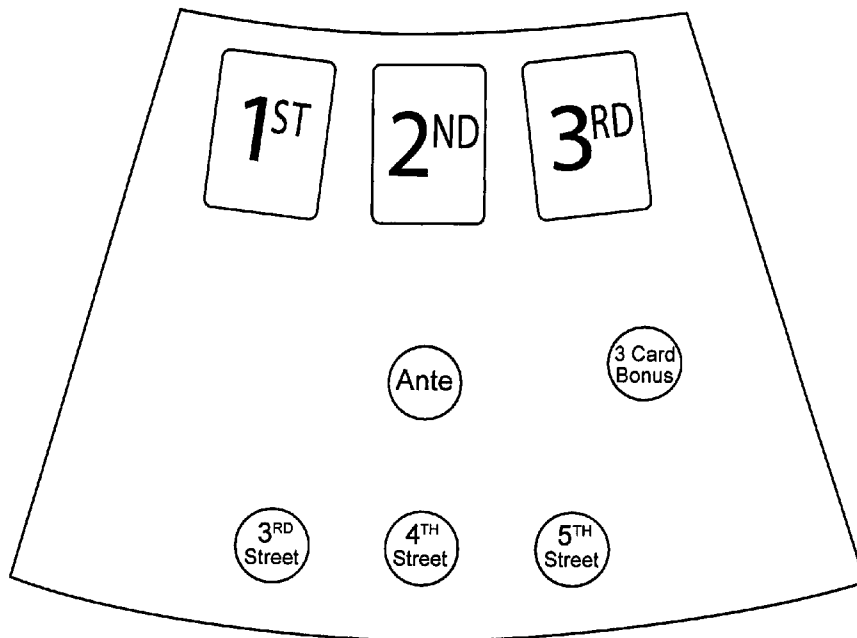


Fig. 4