



(12) **DEMANDE DE BREVET CANADIEN
CANADIAN PATENT APPLICATION**

(13) **A1**

(86) Date de dépôt PCT/PCT Filing Date: 2016/10/07
(87) Date publication PCT/PCT Publication Date: 2017/05/11
(85) Entrée phase nationale/National Entry: 2018/05/03
(86) N° demande PCT/PCT Application No.: US 2016/056023
(87) N° publication PCT/PCT Publication No.: 2017/078897
(30) Priorités/Priorities: 2015/11/04 (US62/250,681);
2016/02/02 (EP16153721.2)

(51) Cl.Int./Int.Cl. *C07C 5/333* (2006.01),
B01J 29/74 (2006.01), *B01J 35/10* (2006.01),
C07C 13/15 (2006.01), *C07C 2/50* (2006.01),
C07C 9/15 (2006.01)

(71) Demandeur/Applicant:
EXXONMOBIL CHEMICAL PATENTS INC., US

(72) Inventeurs/Inventors:
IACCINO, LARRY L., US;
BEDARD, JEREMY W., US;
STROHMAIER, KARL G., US;
MERTENS, MACHTELD M. W., BE;
CARR, ROBERT T., US;
CHENG, JANE C., US

(74) Agent: BORDEN LADNER GERVAIS LLP

(54) Titre : PROCÉDE DE CONVERSION DE COMPOSES C5 ACYCLIQUES EN COMPOSES C5 CYCLIQUES ET
COMPOSITION CATALYTIQUE POUR UTILISATION DANS CELUI-CI
(54) Title: PROCESS FOR CONVERSION OF ACYCLIC C5 COMPOUNDS TO CYCLIC C5 COMPOUNDS AND
CATALYST COMPOSITION FOR USE THEREIN

(57) **Abrégé/Abstract:**

Disclosed is a process for the conversion of acyclic C₅ feedstock to a product comprising cyclic C₅ compounds, such as for example, cyclopentadiene, and catalyst compositions for use in such process. The process comprising the steps of contacting said feedstock and, optionally, hydrogen under acyclic C₅ conversion conditions in the presence of a catalyst composition to form said product. The catalyst composition comprising a crystalline aluminosilicate having a constraint index of less than or equal to 5, and a Group 10 metal, and, optionally, a Group 11 metal, in combination with a Group 1 alkali metal and/or a Group 2 alkaline earth metal.

(12) INTERNATIONAL APPLICATION PUBLISHED UNDER THE PATENT COOPERATION TREATY (PCT)

(19) World Intellectual Property
Organization

International Bureau

(43) International Publication Date
11 May 2017 (11.05.2017)(10) International Publication Number
WO 2017/078897 A3**(51) International Patent Classification:**

C07C 5/333 (2006.01) *B01J 29/74* (2006.01)
C07C 13/15 (2006.01) *B01J 35/10* (2006.01)
C07C 9/15 (2006.01) *C07C 2/50* (2006.01)

(21) International Application Number:

PCT/US2016/056023

(22) International Filing Date:

07 October 2016 (07.10.2016)

(25) Filing Language:

English

(26) Publication Language:

English

(30) Priority Data:

62/250,681 04 November 2015 (04.11.2015) US
16153721.2 02 February 2016 (02.02.2016) EP

(71) Applicant: EXXONMOBIL CHEMICAL PATENTS INC. [US/US]; 5200 Bayway Drive, Baytown, TX 77520 (US).**(72) Inventors: IACCINO, Larry, L.;** 2409 Menard Avenue, Seabrook, TX 77586 (US). **BEDARD, Jeremy, W.;** 16806 Heath Hollow Way, Houston, TX 77058 (US). **STROHMAIER, Karl, G.;** 47 Rockport Road, Port Murray, NJ 07865 (US). **MERTENS, Machteld, M. W.;** Beringstraat 72, 3190 Boortmeerbeek (BE). **CARR, Robert, T.;** 8 Winterview Road, High Bridge, NJ 08829 (US). **CHENG, Jane, C.;** 1121 Resolution Drive, Bethlehem, PA 18017 (US).**(74) Agent: BELL, Catherine, L.** et al.; ExxonMobil Chemical Company, Law Department, P. O. Box 2149, Baytown, TX 77522-2149 (US).**(81) Designated States** (*unless otherwise indicated, for every kind of national protection available*): AE, AG, AL, AM, AO, AT, AU, AZ, BA, BB, BG, BH, BN, BR, BW, BY, BZ, CA, CH, CL, CN, CO, CR, CU, CZ, DE, DJ, DK, DM, DO, DZ, EC, EE, EG, ES, FI, GB, GD, GE, GH, GM, GT, HN, HR, HU, ID, IL, IN, IR, IS, JP, KE, KG, KN, KP, KR, KW, KZ, LA, LC, LK, LR, LS, LU, LY, MA, MD, ME, MG, MK, MN, MW, MX, MY, MZ, NA, NG, NI, NO, NZ, OM, PA, PE, PG, PH, PL, PT, QA, RO, RS, RU, RW, SA, SC, SD, SE, SG, SK, SL, SM, ST, SV, SY, TH, TJ, TM, TN, TR, TT, TZ, UA, UG, US, UZ, VC, VN, ZA, ZM, ZW.**(84) Designated States** (*unless otherwise indicated, for every kind of regional protection available*): ARIPO (BW, GH, GM, KE, LR, LS, MW, MZ, NA, RW, SD, SL, ST, SZ, TZ, UG, ZM, ZW), Eurasian (AM, AZ, BY, KG, KZ, RU, TJ,

TM), European (AL, AT, BE, BG, CH, CY, CZ, DE, DK, EE, ES, FI, FR, GB, GR, HR, HU, IE, IS, IT, LT, LU, LV, MC, MK, MT, NL, NO, PL, PT, RO, RS, SE, SI, SK, SM, TR), OAPI (BF, BJ, CF, CG, CI, CM, GA, GN, GQ, GW, KM, ML, MR, NE, SN, TD, TG).

Declarations under Rule 4.17:

- *as to applicant's entitlement to apply for and be granted a patent (Rule 4.17(ii))*
- *as to the applicant's entitlement to claim the priority of the earlier application (Rule 4.17(iii))*

Published:

- *with international search report (Art. 21(3))*

(88) Date of publication of the international search report:

01 March 2018 (01.03.2018)

(54) Title: PROCESS FOR CONVERSION OF ACYCLIC C₅ COMPOUNDS TO CYCLIC C₅ COMPOUNDS AND CATALYST COMPOSITION FOR USE THEREIN**(57) Abstract:** Disclosed is a process for the conversion of acyclic C₅ feedstock to a product comprising cyclic C₅ compounds, such as for example, cyclopentadiene, and catalyst compositions for use in such process. The process comprising the steps of contacting said feedstock and, optionally, hydrogen under acyclic C₅ conversion conditions in the presence of a catalyst composition to form said product. The catalyst composition comprising a crystalline aluminosilicate having a constraint index of less than or equal to 5, and a Group 10 metal, and, optionally, a Group 11 metal, in combination with a Group 1 alkali metal and/or a Group 2 alkaline earth metal.

WO 2017/078897 A3

TITLE: PROCESS FOR CONVERSION OF ACYCLIC C₅ COMPOUNDS TO CYCLIC C₅ COMPOUNDS AND CATALYST COMPOSITION FOR USE THEREIN

INVENTOR(s): Larry L. Iaccino, Jeremy W. Bedard, Karl G. Strohmaier, Machteld M. W. Mertens, Robert T. Carr, and Jane Chi-ya Cheng

CROSS-REFERENCE TO RELATED APPLICATIONS

[0001] This invention claims priority to and the benefit of USSN 62/250,681, filed November 4, 2015, and EP application 16153721.2, filed February 2, 2016.

10 **FIELD OF THE INVENTION**

[0002] This invention relates to a process for the conversion of acyclic C₅ feedstock to a product comprising cyclic C₅ compounds, such as for example, cyclopentadiene, and catalyst compositions for use in such process.

BACKGROUND OF THE INVENTION

15 [0003] Cyclopentadiene (CPD) and its dimer dicyclopentadiene (DCPD) are highly desired raw materials used throughout the chemical industry in a wide range of products such as polymeric materials, polyester resins, synthetic rubbers, solvents, fuels, fuel additives, etc. In addition, cyclopentane and cyclopentene are useful as solvents, and cyclopentene may be used as a monomer to produce polymers and as a starting material for other high value
20 chemicals.

[0004] Cyclopentadiene (CPD) is currently a minor byproduct of liquid fed steam cracking (for example, naphtha and heavier feed). As existing and new steam cracking facilities shift to lighter feeds, less CPD is produced while demand for CPD is rising. High cost due to supply limitations impacts the potential end product use of CPD in polymers.
25 More CPD-based polymer products and other high value products could be produced, if additional CPD could be produced, at unconstrained rates and preferably at a cost lower than recovery from steam cracking. Cyclopentane and cyclopentene also have high value as solvents while cyclopentene may be used as a co-monomer to produce polymers and as a starting material for other high value chemicals.

30 [0005] It would be advantageous to be able to produce cyclic C₅ compounds including CPD as the primary product from plentiful C₅ feedstock using a catalyst system to produce CPD while minimizing production of light (C₄-) byproducts. While lower hydrogen content feedstock (for example, cyclics, alkenes, dialkenes) could be preferred because the reaction endotherm is reduced and thermodynamic constraints on conversion are improved, non-
35 saturates are more expensive than saturate feedstock. Linear C₅ skeletal structure is preferred

over branched C₅ skeletal structures due to both reaction chemistry and the lower value of linear C₅ relative to branched C₅ (due to octane differences). An abundance of C₅ is available from unconventional gas and shale oil as well as reduced use in motor fuels due to stringent fuel regulations. C₅ feedstock may also be derived from bio-feeds.

5 [0006] Dehydrogenation technologies are currently used to produce mono-olefins and di-olefins from C₃ and C₄ alkanes, but not cyclic mono-olefins or cyclic di-olefins. A typical process uses Pt/Sn supported on alumina as the active catalyst. Another useful process uses chromia on alumina. See, B. V. Vora, "Development of Dehydrogenation Catalysts and Processes," Topics in Catalysis, vol. 55, pp. 1297-1308, 2012; and J. C. Bricker, "Advanced
10 Catalytic Dehydrogenation Technologies for Production of Olefins", Topics in Catalysis, vol. 55, pp. 1309-1314, 2012.

[0007] Still another common process uses Pt/Sn supported on Zn and/or Ca aluminate to dehydrogenate propane. While these processes are successful in dehydrogenating alkanes, they do not perform cyclization which is critical to producing CPD. Pt-Sn/alumina and Pt-
15 Sn/aluminate catalysts exhibit moderate conversion of n-pentane, but such catalyst have poor selectivity and yield to cyclic C₅ products.

[0008] Pt supported on chlorided alumina catalysts are used to reform low octane naphtha to aromatics such as benzene and toluene. See, US 3,953,368 (Sinfelt), "Polymetallic Cluster Compositions Useful as Hydrocarbon Conversion Catalysts." While these catalysts are
20 effective in dehydrogenating and cyclizing C₆ and higher alkanes to form C₆ aromatic rings, they are less effective in converting acyclic C₅s to cyclic C₅s. These Pt on chlorided alumina catalysts exhibit low yields of cyclic C₅ and exhibit deactivation within the first two hours of time on stream. Cyclization of C₆ and C₇ alkanes is aided by the formation of an aromatic ring, which does not occur in C₅ cyclization. This effect may be due in part to the much
25 higher heat of formation for CPD, a cyclic C₅, as compared to benzene, a cyclic C₆, and toluene, a cyclic C₇. This is also exhibited by Pt/Ir and Pt/Sn supported on chlorided alumina. Although these alumina catalysts perform both dehydrogenation and cyclization of C₆₊ species to form C₆ aromatic rings, a different catalyst will be needed to convert acyclic C₅ to cyclic C₅.

30 [0009] Ga-containing ZSM-5 catalysts are used in a process to produce aromatics from light paraffins. A study by Kanazirev et al., showed n-pentane is readily converted over Ga₂O₃/H-ZSM-5. See Kanazirev et al., "Conversion of C₈ aromatics and n-pentane over Ga₂O₃/H-ZSM-5 mechanically mixed catalysts," Catalysis Letters, vol. 9, pp. 35-42, 1991. No production of cyclic C₅ was reported while upwards of 6 wt% aromatics were produced at

440°C and 1.8 hr⁻¹ WHSV. Mo/ZSM-5 catalysts have also been shown to dehydrogenate and/or cyclize paraffins, especially methane. See, Y. Xu, S. Liu, X. Guo, L. Wang, and M. Xie, "Methane activation without using oxidants over Mo/HZSM-5 zeolite catalysts," *Catalysis Letters*, vol. 30, pp. 135-149, 1994. High conversion of n-pentane using Mo/ZSM-5 was demonstrated with no production of cyclic C₅ and high yield to cracking products. This shows that ZSM-5-based catalysts can convert paraffins to a C₆ ring, but not necessarily to produce a C₅ ring.

[0010] US 5,254,787 (Dessau) introduced the NU-87 catalyst used in the dehydrogenation of paraffins. This catalyst was shown to dehydrogenate C₂₋₅ and C₆₊ to produce their unsaturated analogs. A distinction between C₂₋₅ and C₆₊ alkanes was made explicit in this patent: dehydrogenation of C₂₋₅ alkanes produced linear or branched mono-olefins or di-olefins whereas dehydrogenation of C₆₊ alkanes yielded aromatics. US 5,192,728 (Dessau) involves similar chemistry, but with a tin-containing crystalline microporous material. As with the NU-87 catalyst, C₅ dehydrogenation was only shown to produce linear or branched, mono-olefins or di-olefins and not CPD.

[0011] US 5,284,986 (Dessau) introduced a dual-stage process for the production of cyclopentane and cyclopentene from n-pentane. An example was conducted wherein the first stage involved dehydrogenation and dehydrocyclization of n-pentane to a mix of paraffins, mono-olefins and di-olefins, and naphthenes over a Pt/Sn-ZSM-5 catalyst. This mixture was then introduced to a second-stage reactor consisting of Pd/Sn-ZSM-5 catalyst where dienes, especially CPD, were converted to olefins and saturates. Cyclopentene was the desired product in this process, whereas CPD was an unwanted byproduct.

[0012] US 2,438,398; US 2,438,399; US 2,438,400; US 2,438,401; US 2,438,402; US 2,438,403, and US 2,438,404 (Kennedy) disclosed production of CPD from 1,3-pentadiene over various catalysts. Low operating pressures, low per pass conversion, and low selectivity make this process undesirable. Additionally, 1,3-pentadiene is not a readily available feedstock, unlike n-pentane. See also, Kennedy et al., "Formation of Cyclopentadiene from 1,3-Pentadiene," *Industrial & Engineering Chemistry*, vol. 42, pp. 547-552, 1950.

[0013] Fel'dblyum et al. in "Cyclization and dehydrocyclization of C₅ hydrocarbons over platinum nanocatalysts and in the presence of hydrogen sulfide," *Doklady Chemistry*, vol. 424, pp. 27-30, 2009, reported production of CPD from 1,3-pentadiene, n-pentene, and n-pentane. Yields to CPD were as high as 53%, 35%, and 21% for the conversion of 1,3-pentadiene, n-pentene, and n-pentane respectively at 600°C on 2%Pt/SiO₂. While initial

production of CPD was observed, drastic catalyst deactivation within the first minutes of the reaction was observed. Experiments conducted on Pt-containing silica show moderate conversion of n-pentane over Pt-Sn/SiO₂, but with poor selectivity and yield to cyclic C₅ products. The use of H₂S as a 1,3-pentadiene cyclization promoter was presented by Fel'dblyum, *infra*, as well as in Marcinkowski, "Isomerization and Dehydrogenation of 1,3-Pentadiene," M.S., University of Central Florida, 1977. Marcinkowski showed 80% conversion of 1,3-pentadiene with 80% selectivity to CPD with H₂S at 700°C. High temperature, limited feedstock, and potential of products containing sulfur that would later need scrubbing make this process undesirable.

10 [0014] López et al. in "n-Pentane Hydroisomerization on Pt Containing HZSM-5, HBEA and SAPO-11," *Catalysis Letters*, vol. 122, pp. 267-273, 2008, studied reactions of n-pentane on Pt-containing zeolites including H-ZSM-5. At intermediate temperatures (250-400°C), they reported efficient hydroisomerization of n-pentane on the Pt-zeolites with no discussion of cyclopentenes formation. It is desirable to avoid this deleterious chemistry as branched C₅ do not produce cyclic C₅ as efficiently as linear C₅, as discussed above.

15 [0015] Li et al. in "Catalytic dehydroisomerization of n-alkanes to isoalkenes," *Journal of Catalysis*, vol. 255, pp. 134-137, 2008, also studied n-pentane dehydrogenation on Pt-containing zeolites in which Al had been isomorphically substituted with Fe. These Pt/[Fe]ZSM-5 catalysts were efficient dehydrogenating and isomerizing n-pentane, but under 20 the reaction conditions used, no cyclic C₅ were produced and undesirable skeletal isomerization occurred.

[0016] In view of this state of the art, there remains a need for a process to convert acyclic C₅ feedstock to non-aromatic, cyclic C₅ hydrocarbon, namely CPD, preferably at commercial rates and conditions. Further, there is a need for a catalytic process targeted for 25 the production of cyclopentadiene which generates cyclopentadiene in high yield from plentiful C₅ feedstocks without excessive production of C₄-cracked products and with acceptable catalyst aging properties. This invention meets this and other needs.

SUMMARY OF THE INVENTION

30 [0017] In a first aspect, the invention relates to a process for conversion of an acyclic C₅ feedstock to a product comprising cyclic C₅ compounds, particularly CPD. This process, comprises the steps of contacting said feedstock and, optionally, hydrogen under acyclic C₅ conversion conditions in the presence of a catalyst composition of this invention to form said product.

[0018] In a second aspect, the invention relates to a catalyst composition for use in the acyclic C₅ conversion process. This catalyst composition comprising a microporous crystalline aluminosilicate having a constraint index of less than or equal to 5, and a Group 10 metal, and optionally a Group 11 metal in combination with a Group 1 alkali metal and/or a Group 2 alkaline earth metal. The microporous crystalline aluminosilicate which has a constraint index in the range of less than or equal to 5 preferably is selected from the group consisting of zeolite beta, mordenite, faujasite, zeolite L, and mixtures of two or more thereof. The Group 10 metal is preferably, platinum, and more preferably in the amount of at least 0.005 wt%, based on the weight of the catalyst composition. The Group 11 metal is preferably copper or silver. The Group 1 alkali metal is preferably potassium.

[0019] The crystalline aluminosilicate has a SiO₂/Al₂O₃ molar ratio of at least 2, preferably in the range of from about 2 up to about 20.

[0020] The catalyst composition has a BET surface area of at least 275 m²/g, or in the range of about greater than about 275 m²/g to less than about 400 m²/g.

[0021] The Group 11 metal content of said catalyst composition is at least 0.01 molar ratio to the Group 10 metal, based on the molar quantities of each in the catalyst composition.

[0022] The molar ratio of the sum of said Group 1 alkali metal and Group 2 alkaline earth metal to Al is at least 0.5.

[0023] The catalyst composition provides (i) a conversion of at least 20% of said acyclic C₅ feedstock and/or (ii) a carbon selectivity to cyclic C₅ compounds of at least about 20% under acyclic C₅ conversion conditions including an n-pentane feedstock with equimolar H₂, a temperature of about 450°C, an n-pentane partial pressure of about 5 psia (35 kPa-a), and an n-pentane weight hourly space velocity of about 2 hr⁻¹.

[0024] In a third aspect, the invention relates to a method of making the catalyst composition. The method of making the catalyst composition comprising the steps of:

- (a) providing a crystalline aluminosilicate comprising a Group 1 alkali metal and/or a Group 2 alkaline earth metal and having a constraint index of less than or equal to 5;
- (b) optionally, treating said crystalline aluminosilicate with an acid at a PH of greater than or equal to 7 to increase the surface area of said crystalline aluminosilicate and to form an acid-treated aluminosilicate; and
- (c) contacting said acid-treated aluminosilicate of step (b) with a source of a Group 10 metal, and/or optionally said Group 11 metal, to form said catalyst composition, whereby said catalyst composition having said Group 10 metal, and/or optionally said Group 11 metal, deposited thereon.

[0025] In a fourth aspect, the invention relates to a catalyst composition made by any one of the methods of this invention.

DETAILED DESCRIPTION OF THE INVENTION

Definitions

5 [0026] For the purpose of this specification and appended claims, the following terms are defined.

[0027] The term “saturates” includes, but is not limited to, alkanes and cycloalkanes.

[0028] The term “non-saturates” includes, but is not limited to, alkenes, dialkenes, alkynes, cyclo-alkenes, and cyclo-dialkenes.

10 [0029] The term “cyclic C₅” or “cC₅” includes, but is not limited to, cyclopentane, cyclopentene, cyclopentadiene, and mixtures of two or more thereof. The term “cyclic C₅” or “cC₅” also includes alkylated analogs of any of the foregoing, e.g., methyl cyclopentane, methyl cyclopentene, and methyl cyclopentadiene. It should be recognized for purposes of the invention that cyclopentadiene spontaneously dimerizes over time to form
15 dicyclopentadiene via Diels-Alder condensation over a range of conditions, including ambient temperature and pressure.

[0030] The term “acyclic” includes, but is not limited to, linear and branched saturates and non-saturates.

[0031] The term “aromatic” means a planar cyclic hydrocarbyl with conjugated double
20 bonds, such as, for example, benzene. As used herein, the term aromatic encompasses compounds containing one or more aromatic rings, including, but not limited to, benzene, toluene and xylene and polynuclear aromatics (PNAs) which include naphthalene, anthracene, chrysene, and their alkylated versions. The term “C₆₊ aromatics” includes compounds based upon an aromatic ring having six or more ring atoms, including, but not
25 limited to, benzene, toluene and xylene and polynuclear aromatics (PNAs) which include naphthalene, anthracene, chrysene, and their alkylated versions.

[0032] The term “BTX” includes, but is not limited to, a mixture of benzene, toluene and xylene (ortho and/or meta and/or para).

[0033] The term “coke” includes, but is not limited to, a low hydrogen content
30 hydrocarbon that is adsorbed on the catalyst composition.

[0034] The term “C_n” means hydrocarbon(s) having n carbon atom(s) per molecule, wherein n is a positive integer.

[0035] The term “C_{n+}” means hydrocarbon(s) having at least n carbon atom(s) per molecule.

[0036] The term “C_n” means hydrocarbon(s) having no more than n carbon atom(s) per molecule.

[0037] The term “hydrocarbon” means a class of compounds containing hydrogen bound to carbon, and encompasses (i) saturated hydrocarbon compounds, (ii) unsaturated hydrocarbon compounds, and (iii) mixtures of hydrocarbon compounds (saturated and/or unsaturated), including mixtures of hydrocarbon compounds having different values of n.

[0038] The term “C₅ feedstock” includes a feedstock containing n-pentane, such as, for example, a feedstock which is predominately normal pentane and isopentane (also referred to as methylbutane), with smaller fractions of cyclopentane and neopentane (also referred to as 2,2-dimethylpropane).

[0039] All numbers and references to the Periodic Table of Elements are based on the new notation as set out in Chemical and Engineering News, 63(5), 27, (1985), unless otherwise specified.

[0040] The term “Group 10 metal” means an element in Group 10 of the Periodic Table and includes, but is not limited to, nickel, palladium, and platinum.

[0041] The term “Group 11 metal” means an element in Group 11 of the Periodic Table and includes, but is not limited to, copper, silver, gold, and a mixture of two or more thereof.

[0042] The term “Group 1 alkali metal” means an element in Group 1 of the Periodic Table and includes, but is not limited to, lithium, sodium, potassium, rubidium, cesium, and a mixture of two or more thereof, and excludes hydrogen.

[0043] The term “Group 2 alkaline earth metal” means an element in Group 2 of the Periodic Table and includes, but is not limited to, beryllium, magnesium, calcium, strontium, barium, and a mixture of two or more thereof.

[0044] The term “constraint index” is defined in US 3,972,832 and US 4,016,218, both of which are incorporated herein by reference.

[0045] As used herein, the term “molecular sieve” is used synonymously with the term “microporous crystalline material” and zeolite.

[0046] As used herein, the term “carbon selectivity” means the moles of carbon in the respective cyclic C₅, CPD, C₁, and C₂₋₄ formed divided by total moles of carbon in the pentane converted. The phrase “a carbon selectivity to cyclic C₅ of at least 20%” means that at least 20 moles of carbon in the cyclic C₅ is formed per 100 moles of carbon in the pentane converted.

[0047] As used herein, the term “conversion” means the moles of carbon in the acyclic C₅ feedstock that is converted to a product. The phrase “a conversion of at least 20% of said

acyclic C₅ feedstock to said product” means that at least 20% of the moles of said acyclic C₅ feedstock was converted to a product.

[0048] As used herein, the term “reactor system” refers to a system including one or more reactors and all optional equipment used in the production of cyclopentadiene.

5 **[0049]** As used herein, the term “reactor” refers to any vessel(s) in which a chemical reaction occurs. Reactor includes both distinct reactors as well as reaction zones within a single reactor apparatus and as applicable, reactions zones across multiple reactors. For example, a single reactor may have multiple reaction zones. Where the description refers to a first and second reactor, the person of ordinary skill in the art will readily recognize such
10 reference includes two reactors, as well as a single reactor vessel having first and second reaction zones. Likewise, a first reactor effluent and a second reactor effluent will be recognized to include the effluent from the first reaction zone and the second reaction zone of a single reactor, respectively.

[0050] A reactor/reaction zone may be an adiabatic reactor/reaction zone or a diabatic reactor/reaction zone. As used herein the term “adiabatic” refers to a reaction zone for which there is essentially no heat input into the system other than by a flowing process fluid. A reaction zone that has unavoidable losses due to conduction and/or radiation may also be considered adiabatic for the purpose of this invention. As used herein the term “diabatic” refers to a reactor/reaction zone to which heat is supplied by a means in addition to that
15 provided by the flowing process fluid.

[0051] As used herein, the term “moving bed” reactor refers to a zone or vessel with contacting of solids (e.g., catalyst particles) and gas flows such that the superficial gas velocity (U) is below the velocity required for dilute-phase pneumatic conveying of solid particles in order to maintain a solids bed with void fraction below 95%. In a moving bed
25 reactor, the solids (e.g., catalyst material) may slowly travel through the reactor and may be removed from the bottom of the reactor and added to the top of the reactor. A moving bed reactor may operate under several flow regimes including settling or moving packed-bed regime ($U < U_{mf}$), bubbling regime ($U_{mf} < U < U_{mb}$), slugging regime ($U_{mb} < U < U_c$), transition to and turbulent fluidization regime ($U_c < U < U_{tr}$), and fast-fluidization regime ($U > U_{tr}$), where
30 U_{mf} is minimum fluidizing velocity, U_{mb} is minimum bubbling velocity, U_c is the velocity at which fluctuation in pressure peaks, and tr is transport velocity. These different fluidization regimes have been described in, for example, Kunii, D., Levenspiel, O., Chapter 3 of *Fluidization Engineering*, 2nd Edition, Butterworth-Heinemann, Boston, 1991 and Walas,

S. M., Chapter 6 of *Chemical Process Equipment*, Revised 2nd Edition, Butterworth-Heinemann, Boston, 2010, which are incorporated by reference.

[0052] As used herein, the term “settling bed” reactor refers to a zone or vessel wherein particulates contact with gas flows such that the superficial gas velocity (U) is below the minimum velocity required to fluidize the solid particles (e.g., catalyst particles), the minimum fluidization velocity (U_{mf}), $U < U_{mf}$, in at least a portion of the reaction zone, and/or operating at a velocity higher than the minimum fluidization velocity while maintaining a gradient in gas and/or solid property (such as, temperature, gas or solid composition, etc.) axially up the reactor bed by using reactor internals to minimize gas-solid back-mixing. Description of the minimum fluidization velocity is given in, for example, Kunii, D., Levenspiel, O., Chapter 3 of *Fluidization Engineering*, 2nd Edition, Butterworth-Heinemann, Boston, 1991 and Walas, S. M., Chapter 6 of *Chemical Process Equipment*, Revised 2nd Edition, Butterworth-Heinemann, Boston, 2010. A settling bed reactor may be a “circulating settling bed reactor,” which refers to a settling bed with a movement of solids (e.g., catalyst material) through the reactor and at least a partial recirculation of the solids (e.g., catalyst material). For example, the solids (e.g., catalyst material) may have been removed from the reactor, regenerated, reheated, and/or separated from the product stream and then returned back to the reactor.

[0053] As used herein, the term “fluidized bed” reactor refers to a zone or vessel with contacting of solids (e.g., catalyst particles) and gas flows such that the superficial gas velocity (U) is sufficient to fluidize solid particles (i.e., above the minimum fluidization velocity U_{mf}) and is below the velocity required for dilute-phase pneumatic conveying of solid particles in order to maintain a solids bed with void fraction below 95%. As used herein, the term “cascaded fluid-beds” means a series arrangement of individual fluid-beds such that there can be a gradient in gas and/or solid property (such as, temperature, gas or solid composition, pressure, etc.) as the solid or gas cascades from one fluid-bed to another. Locus of minimum fluidization velocity is given in, for example, Kunii, D., Levenspiel, O., Chapter 3 of *Fluidization Engineering*, 2nd Edition, Butterworth-Heinemann, Boston, 1991 and Walas, S. M., Chapter 6 of *Chemical Process Equipment*, Revised 2nd Edition, Butterworth-Heinemann, Boston, 2010. A fluidized bed reactor may be a moving fluidized bed reactor, such as a “circulating fluidized bed reactor,” which refers to a fluidized bed with a movement of solids (e.g., catalyst material) through the reactor and at least a partial recirculation of the solids (e.g., catalyst material). For example, the solids (e.g., catalyst

material) may have been removed from the reactor, regenerated, reheated and/or separated from the product stream and then returned back to the reactor.

[0054] As used herein, the term “riser” reactor (also known as a transport reactor) refers to a zone or vessel (such as, vertical cylindrical pipe) used for net upwards transport of solids (e.g., catalyst particles) in fast-fluidization or pneumatic conveying fluidization regimes. Fast fluidization and pneumatic conveying fluidization regimes are characterized by superficial gas velocities (U) greater than the transport velocity (U_{tr}). Fast fluidization and pneumatic conveying fluidization regimes are also described in Kunii, D., Levenspiel, O., Chapter 3 of *Fluidization Engineering*, 2nd Edition, Butterworth-Heinemann, Boston, 1991 and Walas, S. M., Chapter 6 of *Chemical Process Equipment*, Revised 2nd Edition, Butterworth-Heinemann, Boston, 2010. A fluidized bed reactor, such as a circulating fluidized bed reactor, may be operated as a riser reactor.

[0055] As used herein, the term “fired tubes” reactor refers to a furnace and parallel reactor tube(s) positioned within a radiant section of the furnace. The reactor tubes contain a catalytic material (e.g., catalyst particles), which contacts reactant(s) to form a product.

[0056] As used herein, the term “convectively heated tubes” reactor refers to a conversion system comprising parallel reactor tube(s) containing a catalytic material and positioned within an enclosure. While any known reactor tube configuration or enclosure may be used, preferably the conversion system comprises multiple parallel reactor tubes within a convective heat transfer enclosure. Preferably, the reactor tubes are straight rather than having a coiled or curved path through the enclosure (although coiled or curved tubes may be used). Additionally, the tubes may have a cross section that is circular, elliptical, rectangular, and/or other known shapes. The tubes are preferentially heated with a turbine exhaust stream produced by a turbine burning fuel gas with a compressed gas comprising oxygen. In other aspects, the reactor tubes are heated by convection with hot gas produced by combustion in a furnace, boiler, or excess air burner. However, heating the reactor tubes with turbine exhaust is preferred because of the co-production of shaft power among other advantages.

[0057] As used herein, the term “fixed bed” or “packed bed” reactor refers to a zone or vessel (such as, vertical or horizontal, cylindrical pipe or a spherical vessel) and may include transverse (also known as cross flow), axial flow and/or radial flow of the gas, where solids (e.g., catalyst particles) are substantially immobilized within the reactor and gas flows such that the superficial velocity (U) is below the velocity required to fluidize the solid particles (i.e., below the minimum fluidization velocity U_{mf}) and/or the gas is moving in a downward direction so that solid particle fluidization is not possible.

[0058] As used herein, the term “cyclical” refers to a periodic recurring or repeating event that occurs according to a cycle. For example, reactors (e.g., cyclic fixed bed) may be cyclically operated to have a reaction interval, a reheat interval and/or a regeneration interval. The duration and/or order of the interval steps may change over time.

5 [0059] As used herein, the term “co-current” refers to a flow of two streams (e.g., stream (a), stream (b)) in substantially the same direction. For example, if stream (a) flows from a top portion to a bottom portion of at least one reaction zone and stream (b) flows from a top portion to a bottom portion of at least one reaction zone, the flow of stream (a) would be considered co-current to the flow of stream (b). On a smaller scale within the reaction zone,
10 there may be regions where flow may not be co-current.

[0060] As used herein, the term “counter-current” refers to a flow of two streams (e.g., stream (a), stream (b)) in substantially opposing directions. For example, if stream (a) flows from a top portion to a bottom portion of the at least one reaction zone and stream (b) flows from a bottom portion to a top portion of the at least one reaction zone, the flow of stream (a)
15 would be considered counter-current to the flow of stream (b). On a smaller scale within the reaction zone, there may be regions where flow may not be counter-current.

Feedstock

[0061] A cyclic C₅ feedstock useful herein is obtainable from crude oil or natural gas condensate, and can include cracked C₅ (in various degrees of unsaturation: alkenes,
20 dialkenes, alkynes) produced by refining and chemical processes, such as fluid catalytic cracking (FCC), reforming, hydrocracking, hydrotreating, coking, and steam cracking.

[0062] The acyclic C₅ feedstock useful in the process of this invention comprises pentane, pentene, pentadiene and mixtures of two or more thereof. Preferably, the acyclic C₅ feedstock comprises at least about 50 wt%, or 60 wt%, or 75 wt%, or 90 wt% n-pentane, or in
25 the range from about 50 wt% to about 100 wt% n-pentane.

[0063] The acyclic C₅ feedstock, optionally, does not comprise benzene, toluene, or xylene (ortho, meta, or para), preferably the benzene, toluene, or xylene (ortho, meta, or para) compounds are present at less than 5 wt%, preferably less than 1 wt%, preferably present at less than 0.01 wt%, preferably at 0 wt%.

30 [0064] The acyclic C₅ feedstock, optionally, does not comprise C₆₊ aromatic compounds, preferably C₆₊ aromatic compounds are present at less than 5 wt%, preferably less than 1 wt%, preferably present at less than 0.01 wt%, preferably at 0 wt%.

[0065] The acyclic C₅ feedstock, optionally, does not comprise C₄- compounds, any C₄- compounds are present at less than 5 wt%, preferably less than 1 wt%, preferably present at less than 0.01 wt%, preferably at 0 wt%.

Acyclic C₅ Conversion Process

5 [0066] The first aspect of the invention is a process for conversion of an acyclic C₅ feedstock to a product comprising cyclic C₅ compounds. The process comprising the steps of contacting said feedstock and, optionally, hydrogen under acyclic C₅ conversion conditions in the presence of any one of the catalyst compositions of this invention to form said product. The catalyst composition comprises a microporous crystalline aluminosilicate having a
10 constraint index less than about 5, a Group 10 metal in combination with a Group 1 alkali metal and/or a Group 2 alkaline earth metal and, optionally, a Group 11 metal.

[0067] The first aspect of the invention is also a process for conversion of an acyclic C₅ feedstock to a product comprising cyclic C₅ compounds, the process comprising the steps of contacting said feedstock and, optionally, hydrogen under acyclic C₅ conversion conditions in
15 the presence of any one of the catalyst compositions made by any one of the methods of this invention to form said product.

[0068] The acyclic C₅ conversion process can be conducted in a wide range of reactor configurations including: convectively heated tubes (as described in USSN 62/250,674, filed November 4, 2015), fired tubes (as described in USSN 62/250,693, filed November 4, 2015),
20 a riser reactor (as described in USSN 62/250,682, filed November 4, 2015), a circulating fluidized bed or a circulating settling bed with counter-current flow (as described in USSN 62/250,680, filed November 4, 2015), and a cyclic fluidized bed reactor or a cyclic fixed bed reactor (as described in USSN 62/250,677, filed November 4, 2015). In addition, the C₅ conversion process can be conducted in a single reaction zone or in a plurality of reaction
25 zones, such as an adiabatic reaction zone followed by a diabatic reaction zone (as described in USSN 62/250,697, filed November 4, 2015).

[0069] Typically, the acyclic C₅ hydrocarbon(s) contained in the C₅ feedstock is fed into a first reactor loaded with a catalyst, where the acyclic C₅ hydrocarbons contact the catalyst under conversion conditions, whereupon at least a portion of the acyclic C₅ hydrocarbon(s)
30 molecules are converted into CPD molecules, and a reaction product containing CPD and, optionally, other cyclic hydrocarbons (e.g., C₅ cyclic hydrocarbons such as cyclopentane and cyclopentene) exits the first reactor as a first reactor hydrocarbon effluent. Preferably, a hydrogen co-feedstock comprising hydrogen and, optionally, light hydrocarbons, such as C₁-C₄ hydrocarbons, is also fed into the first reactor. Preferably, at least a portion of the

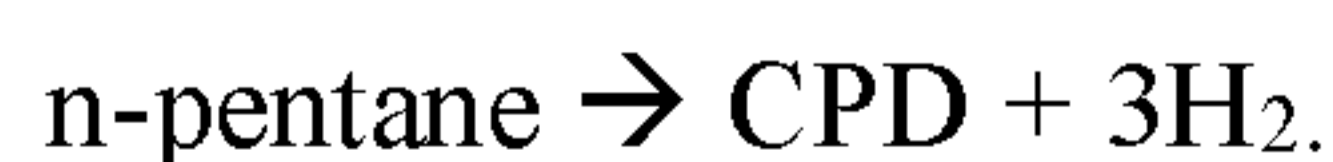
hydrogen co-feedstock is admixed with the C₅ feedstock prior to being fed into the first reactor. The presence of hydrogen in the feed mixture at the inlet location, where the feed first comes into contact with the catalyst, prevents or reduces the formation of coke on the catalyst particles.

5 [0070] The product of the process for conversion of an acyclic C₅ feedstock comprises cyclic C₅ compounds. The cyclic C₅ compounds comprise one or more of cyclopentane, cyclopentene, cyclopentadiene, and includes mixtures thereof. The cyclic C₅ compounds comprise at least about 20 wt%, or 30 wt%, or 40 wt%, or 50 wt% cyclopentadiene, or in the range of from about 10 wt% to about 80 wt%, alternately 10 wt% to 80 wt% of
10 cyclopentadiene.

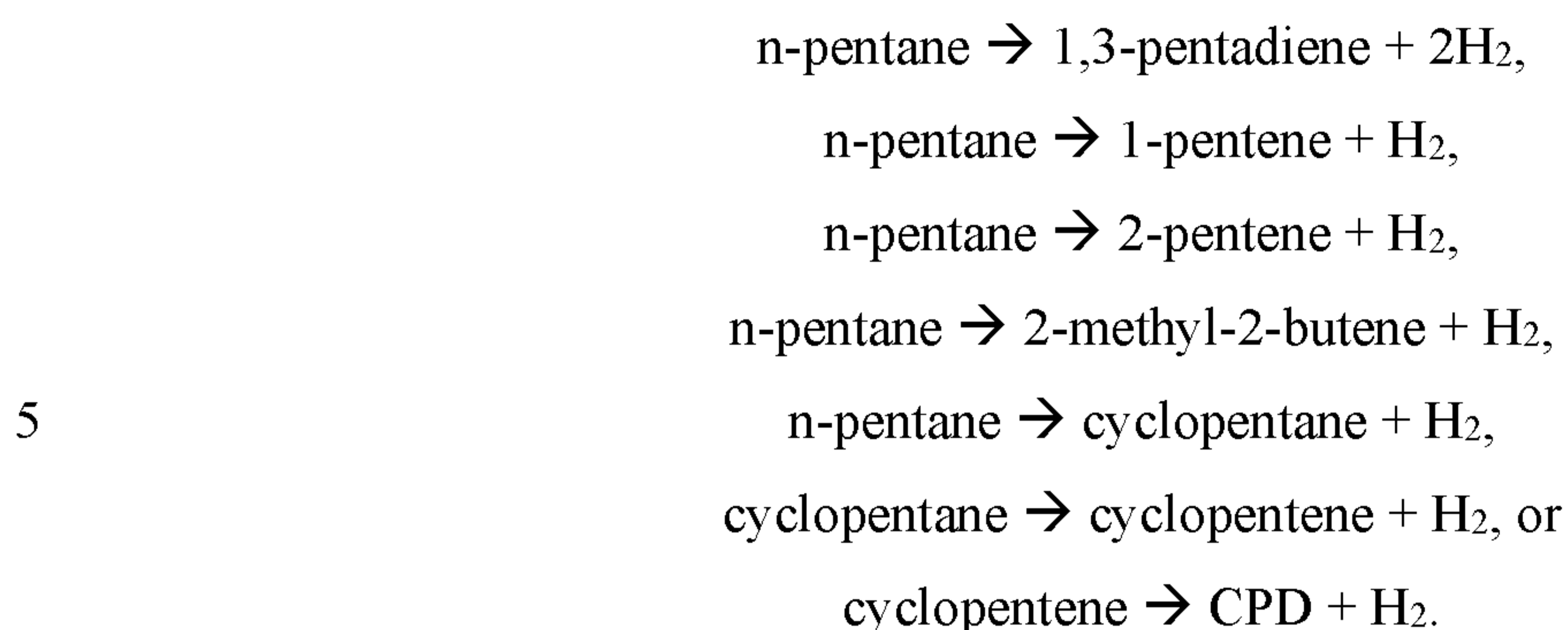
[0071] The acyclic C₅ conversion conditions include at least a temperature, a partial pressure, and a weight hourly space velocity (WHSV). The temperature is in the range of about 450°C to about 650°C, or in the range from about 500°C to about 600°C, preferably, in the range from about 545°C to about 595°C. The partial pressure is in the range of about 3
15 psia to about 100 psia (21 to 689 kPa-a), or in the range from about 3 psia to about 50 psia (21 to 345 kPa-a), preferably, in the range from about 3 psia to about 20 psia (21 to 138 kPa-a). The weight hourly space velocity is in the range from about 1 hr⁻¹ to about 50 hr⁻¹, or in the range from about 1 hr⁻¹ to about 20 hr⁻¹. Such conditions include a molar ratio of the optional hydrogen co-feed to the acyclic C₅ hydrocarbon in the range of about 0 to 3 (e.g.,
20 0.01 to 3.0), or in the range from about 0.5 to about 2. Such conditions may also include co-feed C₁-C₄ hydrocarbons with the acyclic C₅ feed.

[0072] In any embodiments, this invention relates to a process for conversion of n-pentane to cyclopentadiene comprising the steps of contacting n-pentane and, optionally, hydrogen (if present, typically H₂ is present at a molar ratio of hydrogen to n-pentane of 0.01
25 to 3.0) with one or more catalyst compositions, including but not limited to the catalyst compositions described herein, to form cyclopentadiene at a temperature of 400°C to 700°C, a partial pressure of 3 psia to about 100 psia (21 to 689 kPa-a), and a weight hourly space velocity of 1 hr⁻¹ to about 50 hr⁻¹.

[0073] In the presence of the catalyst, a number of desired and undesirable side reactions
30 may take place. The net effect of the reactions is the production of hydrogen and the increase of total volume (assuming constant total pressure). One particularly desired overall reaction (i.e., intermediate reaction step that is not shown) is:



[0074] Additional overall reactions include, but are not limited to:



[0075] Fluids inside the first reactor are essentially in gas phase. At the outlet of the first reactor, a first reactor hydrocarbon effluent, preferably in gas phase, is obtained. The first reactor hydrocarbon effluent may comprise a mixture of the following hydrocarbons, among
 10 others: heavy components comprising more than 8 carbon atoms such as multiple-ring aromatics; C₈, C₇, and C₆ hydrocarbons such as one-ring aromatics; CPD (the desired product); unreacted C₅ feedstock material such as n-pentane; C₅ by-products such as pentenes (1-pentene, 2-pentene, e.g.), pentadienes (1,3-pentadiene, 1,4-pentadiene, e.g.), cyclopentane,
 15 cyclopentene, 2-methylbutane, 2-methyl-1-butene, 3-methyl-1-butene, 2-methyl-1,3-butadiene, 2,2-dimethylpropane, and the like; C₄ by-products such as butane, 1-butene, 2-butene, 1,3-butadiene, 2-methylpropane, 2-methyl-1-propene, and the like; C₃ by-products such as propane, propene, and the like; C₂ by-products such as ethane and ethene, methane, and hydrogen.

[0076] The first reactor hydrocarbon effluent may comprise CPD at a concentration of C(CPD)₁ wt%, based on the total weight of the C₅ hydrocarbons in the first reactor hydrocarbon effluent; and $a_1 \leq C(\text{CPD})_1 \leq a_2$, where a_1 and a_2 can be, independently, 15, 16, 18, 20, 22, 24, 25, 26, 28, 30, 32, 34, 35, 36, 38, 40, 45, 50, 55, 60, 65, 70, 75, 80, or 85 as long as $a_1 < a_2$.

[0077] The first reactor hydrocarbon effluent may comprise acyclic diolefins at a total concentration of C(ADO)₁ wt%, based on the total weight of the C₅ hydrocarbons in the first reactor hydrocarbon effluent; and $b_1 \leq C(\text{ADO})_1 \leq b_2$, where b_1 and b_2 can be, independently, 20, 18, 16, 15, 14, 12, 10, 8, 6, 5, 4, 3, 2, 1, or 0.5, as long as $b_1 < b_2$. Preferably, $0.5 \leq C(\text{ADO})_1 \leq 10$.

[0078] As a result of the use of the catalyst and the choice of reaction conditions in the first reactor, a high CPD to acyclic diolefin molar ratio in the first reactor hydrocarbon effluent can be achieved such that $C(\text{CPD})_1/C(\text{ADO})_1 \geq 1.5$, preferably 1.6, 1.8, 2.0, 2.2, 2.4, 2.5, 2.6, 2.8, 3.0, 3.2, 3.4, 3.5, 3.6, 3.8, 4.0, 5.0, 6.0, 8.0, 10, 12, 14, 15, 16, 18, or 20. The high ratio of $C(\text{CPD})_1/C(\text{ADO})_1$ significantly reduces CPD loss as a result of Diels-Alder

reactions between CPD and acyclic dienes in subsequent processing steps, and therefore, allows the processes of the present invention to achieve high DCPD yield and high DCPD purity for the subsequently produced DCPD fractions.

5 [0079] Desirably, the total absolute pressure and temperature of the first reactor hydrocarbon effluent should be maintained at levels such that the dimerization of CPD to form DCPD is substantially avoided, and the Diels-Alder reactions between CPD and acyclic dienes are substantially inhibited.

10 [0080] Because the overall conversion from acyclic C₅ hydrocarbons to CPD and hydrogen results in substantial volume increase (assuming constant total system pressure), a low partial pressure of CPD and/or a low partial pressure of hydrogen in the reaction mixture favors the conversion of acyclic C₅ hydrocarbons. The total partial pressure of C₅ hydrocarbons and hydrogen in the first reactor effluent at the outlet is desired to be lower than atmospheric pressure. Thus, where insufficient co-feedstock of a C₁-C₄ hydrocarbon or other co-feedstock is introduced into the first reactor, the total overall pressure of the first reactor effluent is desirably sub-atmospheric, in order to achieve a level of satisfactory conversion from acyclic C₅ hydrocarbons to CPD. However, direct separation of a sub-atmospheric stream has the disadvantage of potential oxygen/air ingress into the system, resulting in oxidation of CPD and other hydrocarbons and formation of undesirable species in the system. Thus, it is desirable that the first reactor hydrocarbon effluent is processed to a higher total pressure before separation thereof. Eductor systems, can be used for that purpose (as described in USSN 62/250,708, filed November 4, 2015).

Catalyst Composition

25 [0081] The second aspect of the invention is a catalyst composition for the conversion of an acyclic C₅ feedstock and, optionally, hydrogen to a product comprising cyclic C₅ compounds including cyclopentadiene. The catalyst composition comprises a microporous crystalline aluminosilicate having a constraint index of less than about 5, and a Group 10 metal in combination with a Group 1 alkali metal and/or a Group 2 alkaline earth metal and, optionally, a Group 11 metal.

30 [0082] Suitable aluminosilicates having a constraint index of less than or equal to 5 include, or and are selected from the group consisting of zeolite beta, mordenite, faujasite, zeolite L, and mixtures of two or more thereof. Preferably, the crystalline aluminosilicate that has a constraint index of less than or equal to 5 is zeolite L. Constraint index and a method for its determination are described in US 4,016,218, referenced above.

[0083] Zeolite L may be synthesized in various crystal morphologies; the “hockey puck” morphology is preferred where the channel direction is parallel to the shorter axis of the crystal. See, US 5,491,119. Zeolite L is described in US 3,216,789. Zeolite beta is described in US 3,308,069, and US Reissue 28,341. Mordenite is a naturally occurring material, but is also available in synthetic forms, such as TEA-mordenite (i.e., synthetic mordenite prepared from a reaction mixture comprising a tetraethylammonium directing agent). TEA-mordenite is disclosed in US 3,766,093 and US 3,894,104. Faujacite is a naturally occurring material but is also available in synthetic forms, such as zeolite Y, Ultrastable Y (USY), Dealuminized Y (Deal Y), Ultrahydrophobic Y (UHP-Y) and Rare earth exchanged Y (REY). Low sodium Ultrastable Y molecular sieve (USY) is described in US 3,293,192 and US 3,449,070. Dealuminized Y zeolite (Deal Y) may be prepared by the method found in US 3,442,795. Ultrahydrophobic Y (UHP-Y) is described in US 4,401,556. Rare earth exchanged Y (REY) is described in US 3,524,820. The entire contents of each of the aforementioned patents are incorporated herein by reference.

[0084] The microporous crystalline aluminosilicate has a $\text{SiO}_2/\text{Al}_2\text{O}_3$ molar ratio greater of at least about 2, or at least about 3, or preferably in the range of from about 2 up to about 20.

[0085] The crystalline aluminosilicate has a BET surface area of at least $275 \text{ m}^2/\text{g}$, or in the range of about greater than about $275 \text{ m}^2/\text{g}$ to less than about $400 \text{ m}^2/\text{g}$.

[0086] The Group 10 metal includes, or is selected from the group consisting of, nickel, palladium and platinum, preferably platinum. The Group 10 metal content of said catalyst composition is at least 0.005 wt%, based on the weight of the catalyst composition. Alternatively, the Group 10 content is in the range from about 0.005 wt% to about 10 wt%, or from about 0.005 wt% up to about 1.5 wt%, based on the weight of the catalyst composition.

[0087] The Group 1 alkali metal includes, or is selected from the group consisting of, lithium, sodium, potassium, rubidium, cesium, and mixtures of two or more thereof, preferably potassium.

[0088] The Group 2 alkaline earth metal includes, or is selected from the group consisting of beryllium, magnesium, calcium, strontium, barium, and mixtures of two or more thereof.

[0089] The molar ratio of the sum of said Group 1 alkali metal and said Group 2 alkaline earth metal to Al is at least about 0.5, or in the range from at least about 0.5 up to about 2, preferably at least about 1, more preferably at least about 1.5.

[0090] Alternatively, the Group 1 alkali metal and/or said Group 2 alkaline earth metal is present as an oxide. The Group 1 alkali metal oxide is an oxide of lithium, sodium,

potassium, rubidium, cesium and mixtures of two or more thereof. The Group 2 alkaline earth metal oxide is an oxide of beryllium, magnesium, calcium, strontium, barium, and mixtures of two or more thereof.

[0091] The use of the catalyst compositions of this invention provides a conversion of at least about 10%, or at least about 20%, or at least about 30%, or in the range of from about 20% to about 50%, of said acyclic C₅ feedstock under acyclic C₅ conversion conditions of an n-pentane containing feedstock with equimolar H₂, a temperature in the range of from 400°C to about 500°C, or about 450°C, an n-pentane partial pressure of about 5 psia (35 kPa-a), or about 7 psia (48 kPa-a), or from about 4 psia to about 6 psia at the reactor inlet (28 to 41 kPa-a), and an n-pentane weight hourly space velocity of about 2 hr⁻¹, or between 1 hr⁻¹ and 5 hr⁻¹.

[0092] The use of any one of the catalyst compositions of this invention provides a carbon selectivity to cyclic C₅ compounds of at least about 10%, or at least about 20%, or at least about 30%, or in the range from about 20% to about 50%, under acyclic C₅ conversion conditions including an n-pentane feedstock with equimolar H₂, a temperature in the range of about 400°C to about 500°C, or about 450°C, an n-pentane partial pressure between 3 psia and 10 psia (21 to 69 kPa-a), and an n-pentane weight hourly space velocity between 10 hr⁻¹ and 20 hr⁻¹.

[0093] The use of any one of the catalyst compositions of this invention provides a carbon selectivity to cyclopentadiene of at least about 20%, or at least about 30%, or at least about 40%, or at least about 50%, or in the range from about 30% to about 50%, under acyclic C₅ conversion conditions including an n-pentane feedstock with equimolar H₂, a temperature in the range of about 550°C to about 600°C, an n-pentane partial pressure of about 7 psia (48 kPa-a), or about 5 psia (35 kPa-a), or from about 4 psia to about 6 psia (28 to 41 kPa-a), and an n-pentane weight hourly space velocity of about 2 hr⁻¹, or between 1 hr⁻¹ and 5 hr⁻¹.

[0094] The catalyst compositions of this invention can be combined with a matrix or binder material to render them attrition resistant and more resistant to the severity of the conditions to which they will be exposed during use in hydrocarbon conversion applications. The combined compositions can contain 1 wt% to 99 wt% of the materials of the invention based on the combined weight of the matrix (binder) and material of the invention. The relative proportions of zeolite crystalline material and matrix may vary widely, with the crystal content ranging from about 1 wt% to about 90 wt% and more usually, particularly when the composite is prepared in the form of beads, in the range of about 2 wt% to about 80 wt% of the composite.

[0095] During the use of the catalyst compositions in the processes of this invention, coke may be deposited on the catalyst compositions, whereby such catalyst compositions lose a portion of its catalytic activity and become deactivated. The deactivated catalyst compositions may be regenerated by conventional techniques including high pressure hydrogen treatment and combustion of coke on the catalyst compositions with an oxygen-containing gas.

Method of Making the Catalyst Compositions

[0096] In the third aspect of the invention, the method of making the catalyst composition comprising the steps of:

- 10 (a) providing a crystalline aluminosilicate comprising a Group 1 alkali metal and/or a Group 2 alkaline earth metal and having a constraint index of less than or equal to 5;
- (b) optionally, treating said crystalline aluminosilicate with an acid at a PH of greater than or equal to 7 to increase the surface area of said crystalline aluminosilicate and to form an acid-treated aluminosilicate; and
- 15 (c) contacting said acid-treated aluminosilicate of step (b) with a source of a Group 10 metal to form said catalyst composition, whereby said catalyst composition having said Group 10 metal, and/or, optionally, said Group 11 metal, deposited thereon.

[0097] The Group 10 metal may be added to the catalyst composition during or after synthesis of the crystalline molecular sieve as any suitable Group 10 metal compound.

20 [0098] One Group 10 metal is platinum, and a source of platinum includes, but is not limited to, one or more platinum salts, such as, for example, platinum nitrate, chloroplatinic acid, platinous chloride, platinum amine compounds, particularly, tetraamine platinum hydroxide, and mixtures of two or more thereof. Alternatively, a source of platinum is selected from the group consisting of chloroplatinic acid, platinous chloride, platinum amine
25 compounds, particularly, tetraamine platinum hydroxide, and mixtures of two or more thereof.

[0099] The source of Group 11 metal is a source of copper or silver. The source of copper is selected from the group consisting of copper nitrate, copper nitrite, copper acetate, copper hydroxide, copper acetylacetonate, copper carbonate, copper lactate, copper sulfate,
30 copper phosphate, copper chloride, and mixtures of two or more thereof. The source of silver is selected from the group consisting of silver nitrate, silver nitrite, silver acetate, silver hydroxide, silver acetylacetonate, silver carbonate, silver lactate, silver sulfate, silver phosphate, and mixtures of two or more thereof. When Group 10 and/or Group 11 metals are

added post-synthesis, they may be added by incipient wetness, spray application, solution exchange, and chemical vapor disposition or by other means known in the art.

[00100] The amount deposited of said Group 10 metal and/or said Group 11 metal is at least 0.005 wt%, based on the weight of the catalyst composition, or in the range from 0.005 wt% to 10 wt%, based on the weight of the catalyst composition.

[00101] In the fourth aspect of the invention, the catalyst composition is made by the method of this invention.

Industrial Applicability

[00102] The first hydrocarbon reactor effluent obtained during the the acyclic C₅ conversion process containing cyclic, branched and linear C₅ hydrocarbons and, optionally, containing any combination of hydrogen, C₄ and lighter byproducts, or C₆ and heavier byproducts is a valuable product in and of itself. Preferably, CPD and/or DCPD may be separated from the reactor effluent to obtain purified product streams, which are useful in the production of a variety of high value products.

[00103] For example, a purified product stream containing 50 wt% or greater, or preferably 60 wt% or greater of DCPD is useful for producing hydrocarbon resins, unsaturated polyester resins, and epoxy materials. A purified product stream containing 80 wt% or greater, or preferably 90 wt% or greater of CPD is useful for producing Diels-Alder reaction products formed in accordance with the following reaction Scheme (I):

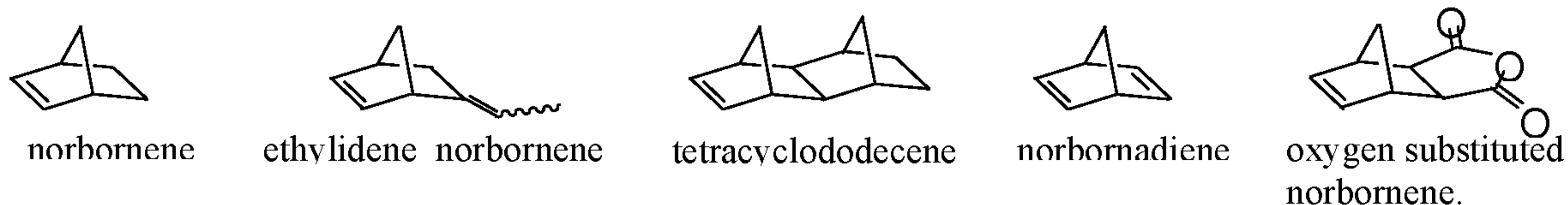
Scheme I

20



where R is a heteroatom or substituted heteroatom, substituted or unsubstituted C₁-C₅₀ hydrocarbyl radical (often a hydrocarbyl radical containing double bonds), an aromatic radical, or any combination thereof. Preferably, substituted radicals or groups contain one or more elements from Groups 13-17, preferably from Groups 15 or 16, more preferably nitrogen, oxygen, or sulfur. In addition to the monoolefin Diels-Alder reaction product depicted in Scheme (I), a purified product stream containing 80 wt% or greater, or preferably 90 wt% or greater of CPD can be used to form Diels-Alder reaction products of CPD with one or more of the following: another CPD molecule, conjugated dienes, acetylenes, allenes, disubstituted olefins, trisubstituted olefins, cyclic olefins, and substituted versions of the foregoing. Preferred Diels-Alder reaction products include norbornene, ethylidene

norbornene, substituted norbornenes (including oxygen containing norbornenes), norbornadienes, and tetracyclododecene, as illustrated in the following structures:

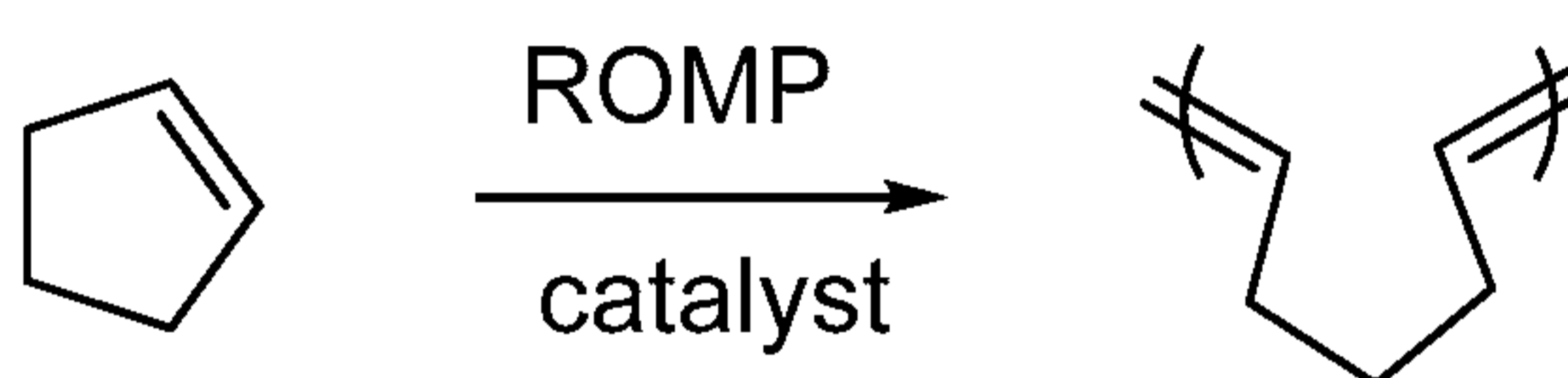


5 [00104] The foregoing Diels-Alder reaction products are useful for producing polymers and copolymers of cyclic olefins copolymerized with olefins such as ethylene. The resulting cyclic olefin copolymer and cyclic olefin polymer products are useful in a variety of applications, e.g., packaging film.

10 [00105] A purified product stream containing 99 wt% or greater of DCPD is useful for producing DCPD polymers using, for example, ring opening metathesis polymerization (ROMP) catalysts. The DCPD polymer products are useful in forming articles, particularly molded parts, e.g. wind turbine blades and automobile parts.

15 [00106] Additional components may also be separated from the reactor effluent and used in the formation of high value products. For example, separated cyclopentene is useful for producing polycyclopentene, also known as polypentenamer, as depicted in Scheme (II).

Scheme II



20 [00107] Separated cyclopentane is useful as a blowing agent and as a solvent. Linear and branched C₅ products are useful for conversion to higher olefins and alcohols. Cyclic and non-cyclic C₅ products, optionally, after hydrogenation, are useful as octane enhancers and transportation fuel blend components.

Examples

[00108] The following examples illustrate the present invention. Numerous modifications and variations are possible and it is to be understood that within the scope of the appended claims, the invention may be practiced otherwise than as specifically described herein.

25 Measurement of Total Surface Area by BET

[00109] The total BET was measured by nitrogen adsorption/desorption with a Micromeritics Tristar II 3020 instrument after degassing of the calcined zeolite powders for 4 hrs at 350°C. More information regarding the method can be found, for example, in

“Characterization of Porous Solids and Powders: Surface Area, Pore Size and Density”, S. Lowell et al., Springer, 2004.

X-ray diffraction patterns

5 [00110] The X-ray diffraction data (powder XRD or XRD) were collected with a Bruker D4 Endeavor diffraction system with a VANTEC multichannel detector using copper K-alpha radiation. The diffraction data were recorded by scanning mode with 0.018 degrees two-theta, where theta is the Bragg angle, and using an effective counting time of about 30 seconds for each step.

Example 1 – Zeolite L Catalyst Composition Synthesis

10 [00111] A zeolite synthesis gel of composition, 3 K₂O: Al₂O₃: 9 SiO₂: 135 H₂O, was prepared by first making a potassium aluminate solution. To 1750 ml of distilled water was added 1450.3 g of KOH·1/2H₂O (86.8% KOH) and 1166.7 g of Al₂O₃·3H₂O (ALCOA C-31). The mixture was heated to a mild boil with stirring until alumina dissolved. The mixture was then allowed to cool down to room temperature. Final weight of mixture was 3991 g. An
15 alum solution was prepared by dissolving 1820.1 g of Al₂(SO₄)₃·17H₂O in 2672 ml of distilled water. Twelve zeolite slurries were then prepared by slowly adding 1762 g of Kasil-6 potassium silicate (PQ Corp. 12.5% K₂O, 26.3% SiO₂), 332 g of potassium aluminate solution, 374 g of alum solution and 532 ml of distilled H₂O to a 1 gallon Hobart mixer with stirring. The mixtures were then thoroughly homogenized in a laboratory blender and
20 transferred to two 6 gallon HDPE plastic containers. The plastic containers were sealed and placed in a 100°C oven for three days. The product was recovered by vacuum filtration, washed thoroughly with distilled water and then dried in an oven at 125°C. Analysis by powder X-ray diffraction showed the product to be pure zeolite L. Yield = 6.0 Kg, Si/Al = 2.65, K/Al = 1.04, crystal size (SEM) = 0.2 – 0.1 μm, BET surface area = 291 m²/g.

25 [00112] A portion of the acid washed zeolite L was pressed, crushed and sieved to 20/40 mesh. Then 98.3 g of dried sieved zeolite was added to a 28 cm column. A solution of 1.539 g of Pt(NH₃)₄Cl₂·H₂O and 0.783 g of KCl in 190 ml of deionized water was prepared and added to the column. The solution was circulated from the bottom to the top with a peristaltic pump for 75 minutes. Initial pH = 6.78, temperature = 24.0°C. Final pH = 8.31, temperature
30 = 27.0°C. The solution and zeolite was then aged for 3 days at 50°C. The sample was separated from the excess liquid and air dried 50°C for 1 hr, 70°C for 1 hr, 90°C for 1 hr, and at 20°C/hr ramp. The sample was then calcined by placing in 100°C furnace and then ramping to 200°C for 2 hr, 350°C in 3 hr with 500 cc/min air flow rate. Pt content was measured and determined to be 0.5 wt% of total catalyst weight.

Example 2 - Catalyst Composition Performance Evaluation

[00113] The above material of Example 1 was evaluated for performance. The catalyst composition (0.25 g, 20-40 mesh) was physically mixed with quartz (6.5 g, 60-80 mesh) and loaded into a reactor. The catalyst composition was dried for 1 hour under H₂ (200 mL/min, 50 psia (345 kPa-a), 250°C) then reduced for 5 hours under H₂ (200 mL/min, 50 psia (345 kPa-a), 500°C). The catalyst composition was then tested for performance with feed of n-pentane, H₂, and balance Ar, typically at 451°C, 7.0 psia (48 kPa-a) C₅H₁₂, 1.0 molar H₂:C₅H₁₂, 1.9 hr⁻¹ and 19.9 hr⁻¹ WHSV, and 50 psia (345 kPa-a) total. Catalyst composition stability and regenerability was tested post initial tests by treating with H₂ at 650°C (200 mL/min, 50 psia (345 kPa-a) for 5 hrs then retesting performance at 451°C.

[00114] Cyclopentadiene, and three equivalents of hydrogen, are produced by the conversion of n-pentane (Equation 1). This is achieved by flowing n-pentane over a solid-state, Pt containing catalyst composition at elevated temperature. The performance of ZSM-5(Si/Al = 2.65Si)/0.5%Pt of Example 1 was evaluated based on n-pentane conversion, cyclic C₅ production (cC₅), cracking yields, and stability.

**Table 1A**

WHS V (hr ⁻¹)	TO S (hr)	Temperature (°C)	Conversion (%)	Selectivity (mol %)				Yield (mol %)			
				C ₅ H ₁₂	cC ₅	CPD	C ₁	C ₂₋₄	cC ₅	CPD	C ₁
19.9	0.9	451	12.7	21.6	1.0	8.1	11.0	2.8	0.1	1.0	1.4
1.9	1.9	451	30.2	18.0	0.7	25.3	28.2	5.4	0.2	7.6	8.5
19.9	4.9	451	10.2	15.1	1.1	8.9	11.0	1.5	0.1	0.9	1.1
19.9	6.1	451, Post H ₂	10.4	24.5	1.1	2.7	4.8	2.6	0.1	0.3	0.5
1.9	7.1	451, Post H ₂	19.8	30.6	0.7	10.4	15.4	6.0	0.1	2.1	3.0
19.9	9.2	451, Post H ₂	8.2	16.3	1.2	2.7	4.4	1.3	0.1	0.2	0.4

Table 1B

WHSV (hr ⁻¹)	TOS (hr)	Temperature (°C)	Conversion (%)	Selectivity (C %)				Yield (C %)			
			C ₅ H ₁₂	cC ₅	CP D	C ₁	C ₂₋₄	cC ₅	CP D	C ₁	C ₂₋₄
19.9	0.9	451	12.7	29.0	1.3	2.2	9.1	3.7	0.2	0.3	1.2
1.9	1.9	451	30.2	30.9	1.3	8.7	29.3	9.3	0.4	2.6	8.8
19.9	4.9	451	10.2	19.0	1.3	2.2	8.4	1.9	0.1	0.2	0.9
19.9	6.1	451, Post H ₂	10.4	31.2	1.4	0.7	3.7	3.3	0.1	0.1	0.4
1.9	7.1	451, Post H ₂	19.8	48.2	1.1	3.3	14.8	9.5	0.2	0.6	2.9
19.9	9.2	451, Post H ₂	8.2	18.7	1.4	0.6	3.1	1.5	0.1	0.1	0.3

[00115] Table 1A and Table 1B show the conversion of n-pentane and selectivity and yield of cyclic C₅, CPD, C₁, and C₂₋₄ cracking products at varying space velocities (average values at each space velocity).

[00116] In Table 1A, the selectivities and yields are expressed on a molar percentage basis for the respective cyclic C₅, CPD, C₁, and C₂₋₄ of hydrocarbons formed; i.e., the molar selectivity is the moles of the respective cyclic C₅, CPD, C₁, and C₂₋₄ formed divided by total moles of pentane converted. In Table 1B, the selectivities and yields are expressed on a carbon percentage basis for the respective cyclic C₅, CPD, C₁, and C₂₋₄ of hydrocarbons formed; i.e., the carbon selectivity is the moles carbon in the respective cyclic C₅, CPD, C₁, and C₂₋₄ formed divided by total moles of carbon in the pentane converted. The data sets in Table 1A correspond to those in Table 1B.

[00117] As can be seen, Table 1A and Table 1B show that near equilibrium yield of cyclic C₅ and CPD is possible at 1.9 WHSV. Some decline in cyclic yield is seen while on oil (data sets 1 vs. 3 and 4 vs. 6), but it is demonstrated that the 650°C H₂ exposure can restore at least a portion of the cyclization activity (hypothesized to be due to removal of coke); the 650°C H₂ exposure has the additional beneficial effect of reducing the selectivity to cracked products so that the thermodynamic constrained yield of cyclic products is increased. This performance is greatly superior to other dehydrogenation catalysts, such as aluminas and aluminates.

[00118] Certain embodiments and features have been described using a set of numerical upper limits and a set of numerical lower limits. It should be appreciated that ranges from any lower limit to any upper limit are contemplated unless otherwise indicated. Certain lower limits, upper limits, and ranges appear in one or more claims below. All numerical values take into account experimental error and variations that would be expected by a person having ordinary skill in the art.

[00119] All documents described herein are incorporated by reference herein, including any priority documents and/or testing procedures to the extent they are not inconsistent with this text. As is apparent from the foregoing general description and the specific embodiments, while forms of the invention have been illustrated and described, various
5 modifications can be made without departing from the spirit and scope of the invention. Accordingly, it is not intended that the invention be limited thereby. Likewise, the term “comprising” is considered synonymous with the term “including.” Likewise, whenever a composition, an element or a group of elements is preceded with the transitional phrase “comprising,” it is understood that we also contemplate the same composition or group of
10 elements with transitional phrases “consisting essentially of,” “consisting of,” “selected from the group of consisting of,” or “is” preceding the recitation of the composition element, or elements and vice versa.

CLAIMS:

What is claimed is:

1. A process for conversion of an acyclic C₅ feedstock to a product comprising cyclic C₅ compounds including cyclopentadiene, said process comprising the steps of contacting said
5 feedstock and optionally hydrogen under acyclic C₅ conversion conditions in the presence of a catalyst composition to form said product, wherein said catalyst composition comprises a microporous crystalline aluminosilicate having a constraint index of less than or equal to 5, and a Group 10 metal in combination with a Group 1 alkali metal and/or a Group 2 alkaline earth metal and, optionally, a Group 11 metal.
- 10
2. A process for conversion of an acyclic C₅ feedstock to a product comprising cyclic C₅ compounds including cyclopentadiene, said process comprising the steps of contacting said feedstock and optionally hydrogen under acyclic C₅ conversion conditions in the presence of a catalyst composition to form said product, wherein said catalyst composition is made by the
15 method comprising the steps of:
- (a) providing a crystalline aluminosilicate comprising a Group 1 alkali metal and/or a Group 2 alkaline earth metal and having a constraint index of less than or equal to 5;
- (b) optionally, treating said crystalline aluminosilicate with an acid at a PH of greater than or equal to 7 to increase the surface area of said crystalline aluminosilicate and to form
20 an acid-treated aluminosilicate; and
- (c) contacting said acid-treated aluminosilicate of step (b) with a source of a Group 10 metal, and optionally a Group 11 metal, to form said catalyst composition, whereby said catalyst composition having said Group 10 metal, and/or optionally said Group 11 metal, deposited thereon.
- 25
3. The process of claim 1 or claim 2, wherein said catalyst composition has Group 10 metal content in the range from 0.005 wt% to 10 wt%, based on the weight of the catalyst composition.
- 30
4. The process of any one of claims 1 to 3, wherein said Group 10 metal is platinum, and said Group 11 metal is copper or silver.
5. The process of claim 2, wherein said Group 10 metal is platinum and said source of platinum is selected from the group consisting of platinum nitrate, chloroplatinic acid,

platinous chloride, platinum amine compounds, platinum acetylacetonate, tetraamine platinum hydroxide, and mixtures of two or more thereof, and/or said Group 11 metal is copper and said source of copper is selected from the group consisting of copper nitrate, copper nitrite, copper acetate, copper hydroxide, copper acetylacetonate, copper carbonate, copper lactate, copper sulfate, copper phosphate, copper chloride, and mixtures of two or more thereof, and/or said Group 11 metal is silver and/or said source of silver is selected from the group consisting of silver nitrate, silver nitrite, silver acetate, silver hydroxide, silver acetylacetonate, silver carbonate, silver lactate, silver sulfate, silver phosphate, and mixtures of two or more thereof.

10

6. The process of any one of claims 1 to 5, wherein said Group 1 alkali metal and/or said Group 2 alkaline earth metal is present as an oxide.

7. The process of any one of claims 1 to 6, wherein said Group 1 alkali metal is selected from the group consisting of lithium, sodium, potassium, rubidium, cesium, and mixtures of two or more thereof.

8. The process of any one of claims 1 to 7, wherein said Group 2 alkaline earth metal is selected from the group consisting of beryllium, magnesium, calcium, strontium, barium, and mixtures of two or more thereof.

9. The process of any one of claims 1 to 8, wherein said microporous crystalline aluminosilicate is selected from the group consisting of zeolite beta, mordenite, faujasite, zeolite L, and mixtures of two or more thereof.

25

10. The process of any one of claims 1 to 9, wherein said crystalline aluminosilicate has a $\text{SiO}_2/\text{Al}_2\text{O}_3$ molar ratio of at least 2.

11. The process of any one of claims 1 to 10, wherein said crystalline aluminosilicate has a BET surface area of at least $275 \text{ m}^2/\text{g}$.

12. The process of any one of claim 1 to 11, wherein said crystalline aluminosilicate has a molar ratio of the sum of said Group 1 alkali metal, and said Group 2 alkaline earth metal to Al is at least 0.5.

13. The process of any one of claims 1 to 12, wherein said catalyst composition provides a conversion of at least 20% of said acyclic C₅ feedstock under acyclic C₅ conversion conditions including an n-pentane feedstock with equimolar H₂, a temperature of 450°C, an n-pentane partial pressure of 7 psia at the reactor inlet (48 kPa-a), and an n-pentane weight hourly space velocity of 2 hr⁻¹.
14. The process of any one of claims 1 to 13, wherein said catalyst composition provides a carbon selectivity to cyclic C₅ compounds of at least 20% under acyclic C₅ conversion conditions including an n-pentane feedstock with equimolar H₂, a temperature of 450°C, an n-pentane partial pressure of 7 psia at the reactor inlet (48 kPa-a), and an n-pentane weight hourly space velocity of 2 hr⁻¹.
15. The process of any one of claims 1 to 14, wherein said acyclic C₅ feedstock comprises pentane, pentene, pentadiene and mixtures of two or more thereof.
16. The process of any one of claims 1 to 15, wherein said cyclic C₅ compounds comprise cyclopentane, cyclopentene, cyclopentadiene and mixtures of two or more thereof.
17. The process of any one of claims 1 to 16, wherein said acyclic C₅ feedstock comprises at least 75 wt% n-pentane.
18. The process of any one of claims 1 to 17, wherein said cyclic C₅ compounds comprise at least 20 wt% cyclopentadiene.
19. The process of any one of claims 1 to 18, wherein said acyclic C₅ conversion conditions include at least a temperature of 450°C to 650°C, the molar ratio of said optional hydrogen co-feed to the acyclic C₅ feedstock is in the range of 0.01 to 3, said acyclic C₅ feedstock has a partial pressure in the range of 3 to 100 psia at the reactor inlet (21 to 689 kPa-a), and said acyclic C₅ feedstock has a weight hourly space velocity in the range from 0.5 to 50 hr⁻¹.
20. A catalyst composition for the conversion of an acyclic C₅ feedstock and optionally hydrogen to a product comprising cyclic C₅ compounds including cyclopentadiene, said catalyst composition comprising a microporous crystalline aluminosilicate, at least

- 0.005 wt% of platinum, based on the weight of the catalyst composition, and, optionally, copper or silver, a Group 1 alkali metal and/or a Group 2 alkaline earth metal, said microporous crystalline aluminosilicate having a $\text{SiO}_2/\text{Al}_2\text{O}_3$ molar ratio of at least 2 and selected from the group consisting of zeolite beta, mordenite, faujasite, zeolite L and mixtures of two or more thereof, said Group 1 alkali metal is selected from the group consisting of lithium, sodium, potassium, rubidium, cesium, and mixtures of two or more thereof, said Group 2 alkaline earth metal is selected from the group consisting of beryllium, magnesium, calcium, strontium, barium, and mixtures of two or more thereof.
- 10 21. The catalyst of claim 20, wherein said crystalline aluminosilicate has a BET surface area of at least $275 \text{ m}^2/\text{g}$.
- 15 22. The catalyst composition of claim 20 or claim 21, wherein said crystalline aluminosilicate has a molar ratio of the sum of said Group 1 alkali metal and said Group 2 alkaline earth metal to Al of at least 0.5.
- 20 23. The catalyst composition of any one of claims 20 to 22, wherein said catalyst composition provides a conversion of at least about 10% of said acyclic C_5 feedstock under acyclic C_5 conversion conditions including an n-pentane feedstock with equimolar H_2 , a temperature of 450°C , an n-pentane partial pressure of 5 psia at the reactor inlet (35 kPa-a), and an n-pentane weight hourly space velocity of 2 hr^{-1} .
24. The catalyst composition of any one of claims 20 to 23, wherein said catalyst composition provides a carbon selectivity to cyclic C_5 compounds of at least 20% under acyclic C_5 conversion conditions including an n-pentane feedstock with equimolar H_2 , a temperature of 450°C , an n-pentane partial pressure of 7 psia at the reactor inlet (48 kPa-a), and an n-pentane weight hourly space velocity of 2 hr^{-1} .
- 25 25. An article derived from the product produced by the process of any one of claims 1 to 19.
26. The article of claim 25, wherein the article is derived from a material derived from a Diels-Alder reaction of the product with a double bond containing substrate.

27. The article of claim 25, wherein the article is wherein the product is selected from the group consisting of cyclopentadiene, dicyclopentadiene, cyclopentene, cyclopentane, pentene, pentadiene, norbornene, tetracyclodocene, substituted norbornenes, Diels-Alder reaction derivatives of cyclopentadiene, cyclic olefin copolymers, cyclic olefin polymers, polycyclopentene, unsaturated polyester resins, hydrocarbon resin tackifiers, formulated epoxy resins, polydicyclopentadiene, metathesis polymers of norbornene or substituted norbornenes or dicyclopentadiene or any combination thereof, wind turbine blades, composites containing glass or carbon fibers, formulated adhesives, ethylidene norbornene, EPDM rubber, alcohols, plasticizers, blowing agents, solvents, octane enhancers, gasoline, and mixtures thereof.