

[54] SHOE SOLE

[75] Inventor: Leonard Ralph Sorge, Fairfield, Conn.

[73] Assignee: Eltra Corporation, Wilmington, Mass.

[\*\*] Term: 14 Years

[21] Appl. No.: 670,537

[22] Filed: Mar. 25, 1976

[51] Int. Cl. .... D2-04

[52] U.S. Cl. .... D2/320

[58] Field of Search ..... D2/264, 270, 282, 286, D2/291, 300, 309, 310, 311, 312, 313, 317, 318, 319, 320, 321, 322, 324; 36/4, 7.1 R, 7.3, 7.5, 7.6, 8.1, 11.5, 12, 13, 14, 15, 16, 22 R, 24.5, 25 R, 32 R, 33, 43, 113, 114, 115, 116, 126, 127, 128, 129, 130, 134

[56] References Cited

U.S. PATENT DOCUMENTS

D. 114,187	4/1939	Leigh .....	D2/320
D. 215,643	10/1969	Dittmar .....	D2/320
D. 238,123	12/1975	Davis .....	D2/320
2,353,829	7/1944	Jakosky .....	36/25 R

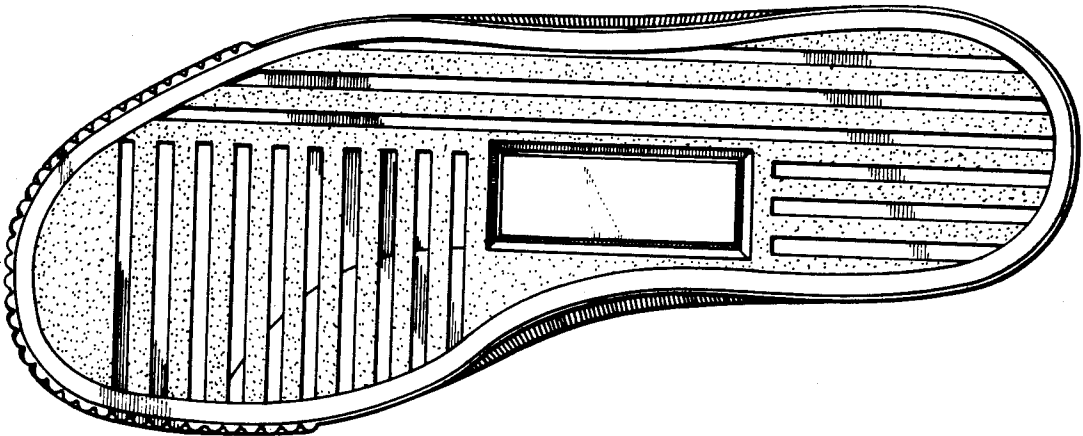
Primary Examiner—Nelson C. Holtje  
Attorney, Agent, or Firm—Stanley Sacks

[57] CLAIM

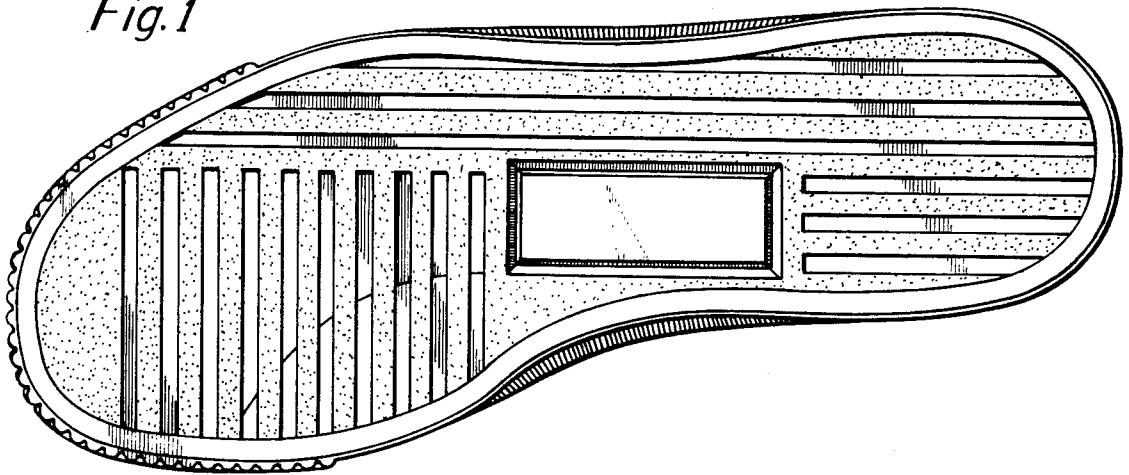
The ornamental design for a shoe sole, as shown and described.

DESCRIPTION

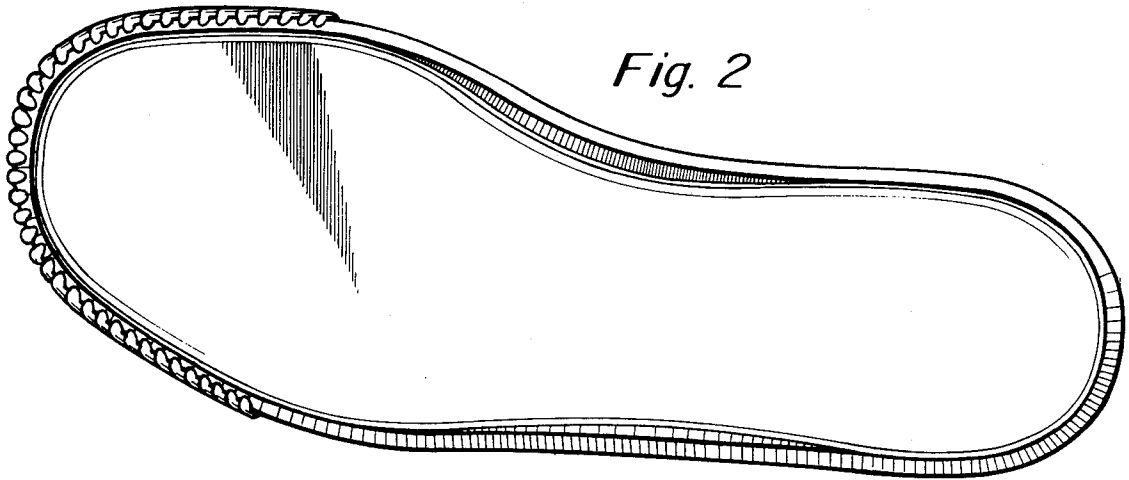
FIG. 1 is a bottom plan view of a shoe sole showing my new design;  
FIG. 2 is a top plan view thereof;  
FIG. 3 is a right side elevational view thereof;  
FIG. 4 is a front elevational view thereof;  
FIG. 5 is a rear elevational view thereof;  
FIG. 6 is a left side elevational view thereof;  
FIG. 7 is a bottom plan view of another embodiment of my new design of FIGS. 1-6 wherein a toe plate has been superimposed over the design, all other views being identical with FIGS. 2-6.



*Fig. 1*



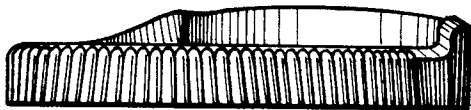
*Fig. 2*



*Fig. 3*



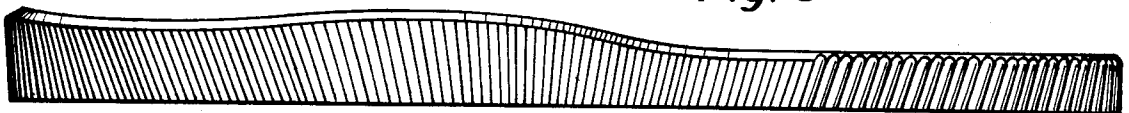
*Fig. 4*



*Fig. 5*



*Fig. 6*



*Fig. 7*

