

[54] **COMBINED PACKAGING AND DISPLAY CONTAINER**

[75] Inventors: **Kirk S. Anderson**, Overland Park, Kans.; **Scott D. Shane**, Kansas City, Mo.

[73] Assignee: **Anderson Metals Corporation**, Kansas City, Mo.

[**] Term: **14 Years**

[21] Appl. No.: **462,607**

[22] Filed: **Jan. 31, 1983**

[52] U.S. Cl. **D9/415**

[58] Field of Search **D9/415; 206/461, 462, 206/470, 471**

[56] **References Cited**

U.S. PATENT DOCUMENTS

D. 247,222	2/1978	Paone et al.	D9/415
3,246,747	4/1966	Blish	206/462
3,289,830	12/1966	Foote	206/462 X
3,303,930	2/1967	Hyland	206/462
3,939,979	2/1976	Neumayer	206/470 X
4,016,972	4/1977	Szamborski	206/471 X
4,266,666	5/1981	Kuchenbecker	206/470 X
4,383,607	5/1983	Lordahl et al.	206/470 X

4,408,693 10/1983 Brewaeys et al. 206/461

Primary Examiner—Robert C. Spangler
Attorney, Agent, or Firm—Schmidt, Johnson, Hovey & Williams

[57] **CLAIM**

The ornamental design for a combined packaging and display container, as shown and described.

DESCRIPTION

FIG. 1 is a perspective view of a combined packaging and display container showing our new design in a partially opened condition;

FIG. 2 is an elevational view in a fully opened condition;

FIG. 3 is a perspective view showing the side opposite that seen in FIG. 2;

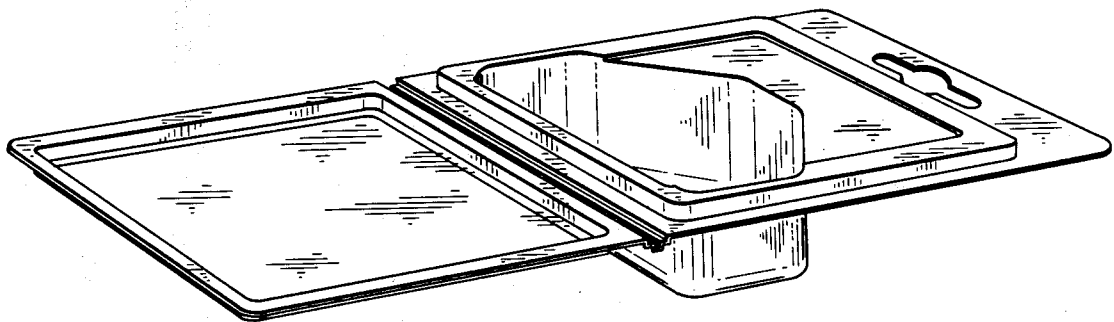
FIG. 4 is a sectional view taken on the line 4—4 of FIG. 2;

FIG. 5 is a view similar to FIG. 1 showing a modified form of our new design;

FIG. 6 is a perspective view thereof in a fully opened condition;

FIG. 7 is a view similar to FIG. 1 showing another modified form of our new design; and

FIG. 8 is a view similar to FIG. 1 showing yet another modified form of our new design.



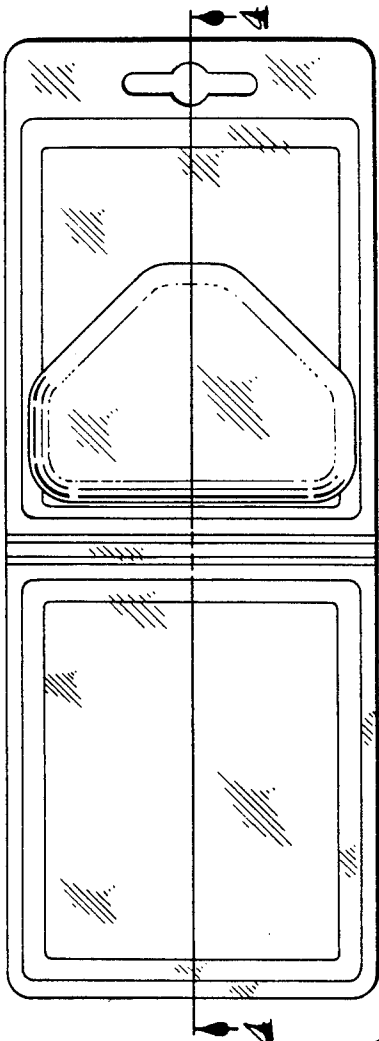


Fig. 2

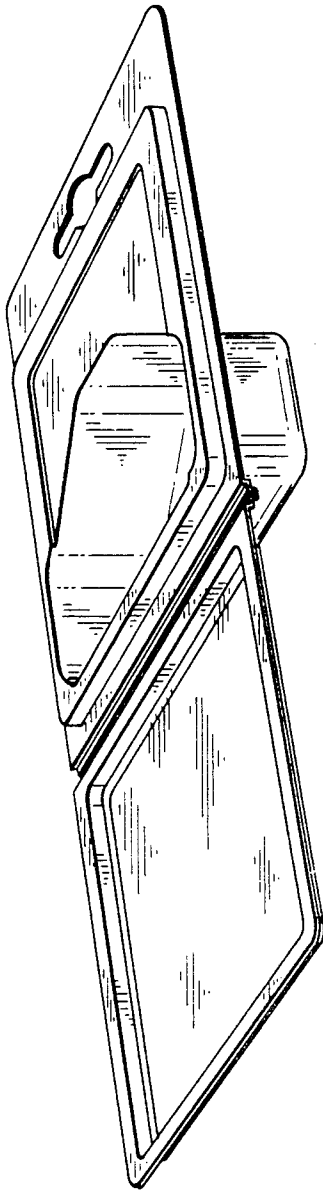


Fig. 3




Fig. 1

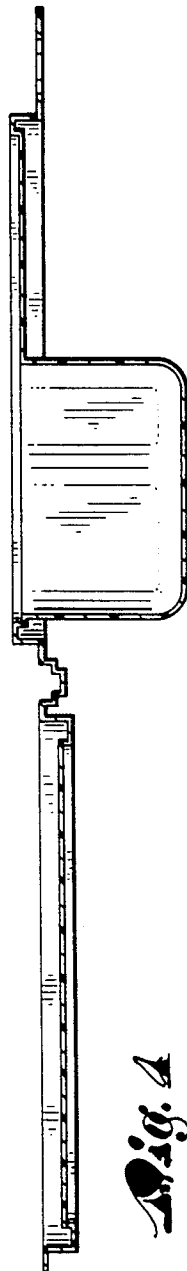


Fig. 4

