

(12) INTERNATIONAL APPLICATION PUBLISHED UNDER THE PATENT COOPERATION TREATY (PCT)

(19) World Intellectual Property Organization
International Bureau



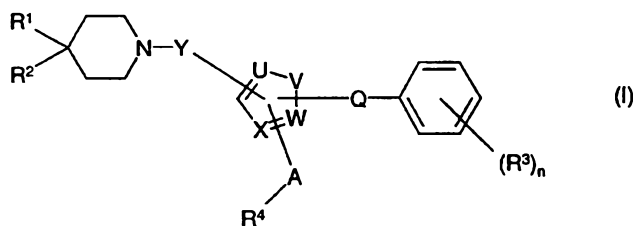
(43) International Publication Date
25 January 2001 (25.01.2001)

PCT

(10) International Publication Number
WO 01/05782 A1

- (51) International Patent Classification⁷: C07D 401/06, 405/06, 413/06, A61K 31/4525, 31/454
- (21) International Application Number: PCT/GB00/02756
- (22) International Filing Date: 18 July 2000 (18.07.2000)
- (25) Filing Language: English
- (26) Publication Language: English
- (30) Priority Data:
9902765-8 21 July 1999 (21.07.1999) SE
- (71) Applicant (for all designated States except US): **ASTRAZENECA UK LIMITED** [GB/GB]; 15 Stanhope Gate, London W1Y 6LN (GB).
- (72) Inventors; and
- (75) Inventors/Applicants (for US only): **BAXTER, Andrew, John, Gilby** [GB/GB]; Bakewell Road, Loughborough, Leicestershire LE11 5RH (GB). **BROUGH, Stephen, John** [GB/GB]; Bakewell Road, Loughborough, Leicestershire LE11 5RH (GB). **MCINALLY, Thomas** [GB/GB]; Bakewell Road, Loughborough, Leicestershire LE11 5RH (GB).
- (74) Agent: **BAKHURU, Anna**; AstraZeneca, Global Intellectual Property, P.O. Box 272, Mereside, Alderley Park, Macclesfield, Cheshire SK10 4GR (GB).
- (81) Designated States (national): AE, AG, AL, AM, AT, AU, AZ, BA, BB, BG, BR, BY, CA, CH, CN, CR, CU, CZ, DE, DK, DM, DZ, EE, ES, FI, GB, GD, GE, GH, GM, HR, HU, ID, IL, IN, IS, JP, KE, KG, KP, KR, KZ, LC, LK, LR, LS, LT, LU, LV, MA, MD, MG, MK, MN, MW, MX, NO, NZ, PL, PT, RO, RU, SD, SE, SG, SI, SK, SL, TJ, TM, TR, TT, TZ, UA, UG, US, UZ, VN, YU, ZA, ZW.
- (84) Designated States (regional): ARIPO patent (GH, GM, KE, LS, MW, MZ, SD, SL, SZ, TZ, UG, ZW), Eurasian patent (AM, AZ, BY, KG, KZ, MD, RU, TJ, TM), European patent (AT, BE, CH, CY, DE, DK, ES, FI, FR, GB, GR, IE, IT, LU, MC, NL, PT, SE), OAPI patent (BF, BJ, CF, CG, CI, CM, GA, GN, GW, ML, MR, NE, SN, TD, TG).
- Published:**
- With international search report.
 - Before the expiration of the time limit for amending the claims and to be republished in the event of receipt of amendments.
- For two-letter codes and other abbreviations, refer to the "Guidance Notes on Codes and Abbreviations" appearing at the beginning of each regular issue of the PCT Gazette.

(54) Title: NOVEL DIPHENYL-PIPERIDINE DERIVATE



(57) Abstract: The invention provides compounds of general formula (I) wherein R¹, R², R³, R⁴, A, Q, U, V, W, X, Y and n are as defined in the specification, processes for their preparation, pharmaceutical compositions containing them and their use in therapy, especially for the treatment of chemokine receptor related diseases and conditions.

WO 01/05782 A1

NOVEL DIPHENYL-PIPERIDINE DERIVATE

Field of the Invention

The present invention relates to novel compounds, processes for their preparation,
5 pharmaceutical compositions containing them and their use in therapy.

Background of the Invention

Chemokines play an important role in immune and inflammatory responses in various
10 diseases and disorders, including asthma and allergic diseases, as well as autoimmune
pathologies such as rheumatoid arthritis and atherosclerosis. These small secreted
molecules are a growing superfamily of 8-14 kDa proteins characterised by a conserved
four cysteine motif. The chemokine superfamily can be divided into two main groups
exhibiting characteristic structural motifs, the Cys-X-Cys (C-X-C) and Cys-Cys (C-C)
15 families. These are distinguished on the basis of a single amino acid insertion between the
NH-proximal pair of cysteine residues and sequence similarity.

The C-X-C chemokines include several potent chemoattractants and activators of
neutrophils such as interleukin-8 (IL-8) and neutrophil-activating peptide 2 (NAP-2).
20

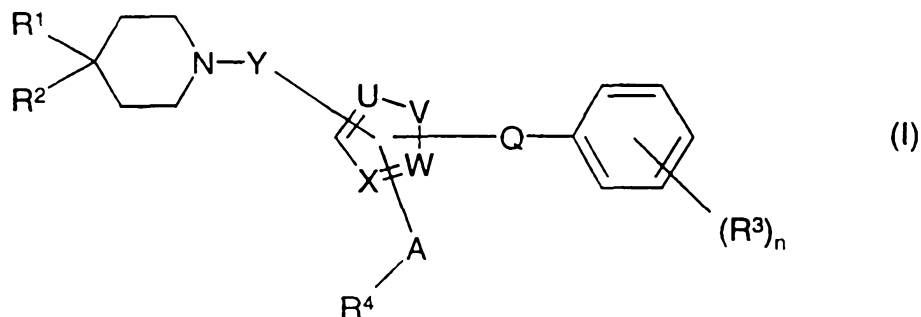
The C-C chemokines include potent chemoattractants of monocytes and lymphocytes but
not neutrophils such as human monocyte chemotactic proteins 1-3 (MCP-1, MCP-2 and
MCP-3), RANTES (Regulated on Activation, Normal T Expressed and Secreted), eotaxin
and the macrophage inflammatory proteins 1 α and 1 β (MIP-1 α and MIP-1 β).
25

Studies have demonstrated that the actions of the chemokines are mediated by subfamilies
of G protein-coupled receptors, among which are the receptors designated CCR1, CCR2,
CCR2A, CCR2B, CCR3, CCR4, CCR5, CCR6, CCR7, CXCR1, CXCR2, CXCR3 and
CXCR4. These receptors represent good targets for drug development since agents which
30 modulate these receptors would be useful in the treatment of disorders and diseases such as
those mentioned above.

Disclosure of the Invention

In accordance with the present invention, there is provided a compound of formula (I)

5



wherein:

10 R^1 and R^2 independently represent phenyl optionally substituted by halogen, C 1 to 6 alkyl, nitro, cyano, hydroxy, methylenedioxy, C 1 to 6 alkoxy, C 1 to 6 haloalkyl, C 1 to 6 haloalkoxy or C 1 to 6 alkylsulphonyl;

each R^3 independently represents halogen, nitro, C 1 to 6 alkyl, cyano, C 1 to 6 haloalkyl, hydroxy or C 1 to 6 alkoxy; each alkoxy group being optionally further substituted by
 15 halogen, NR^5R^6 , CO_2R^7 , $CONR^8R^9$, pyrazolidinone, or a five membered heteroaromatic ring incorporating one to three heteroatoms independently selected from N, O and S; said heteroaromatic ring being optionally further substituted by one or more C 1 to 4 alkyl groups;

20

n represents an integer 0 to 3;

R^4 represents hydrogen, hydroxy or $NR^{10}R^{11}$;

25 A represents $-CO-$, $-CH_2-$ or a bond;

Q represents C 1 to 4 alkylene;

U, W and X independently represent carbon, optionally substituted by C 1 to 4 alkyl, or
5 nitrogen;

V represents nitrogen, optionally substituted by C 1 to 4 alkyl, or oxygen;

Y represents C 1 to 4 alkylene or $-\text{CO}-$;

10

$\text{R}^5, \text{R}^6, \text{R}^7, \text{R}^8, \text{R}^9$ independently represent hydrogen or C 1 to 6 alkyl;

15

R^{10} and R^{11} independently represent hydrogen, C 2 to 6 unsaturated alkyl or C 1 to 6 alkyl;
each alkyl group being optionally further substituted by CO_2R^{12} , hydroxy, C 1 to 6 alkoxy,
15 CONH_2 , $\text{NR}^{13}\text{R}^{14}$, $\text{OCH}_2\text{CH}_2\text{OH}$, or a five or six membered saturated or unsaturated
heterocyclic ring containing one or two heteroatoms selected from N, O and S; said ring
optionally comprising one ring carbon atom that forms a carbonyl group; and said ring
being optionally further substituted by C 1 to 4 alkyl;

20

or the group $\text{NR}^{10}\text{R}^{11}$ together represents a 4 to 8 membered saturated azacyclic ring
system; said ring optionally comprising one additional ring heteroatom selected from N, O
and S; said ring optionally comprising one ring carbon atom that forms a carbonyl group;
and said ring being optionally further substituted by C 1 to 6 alkyl, C 1 to 6 hydroxyalkyl,
hydroxy, CO_2R^{15} , CONH_2 , CHO or COCH_3 ;

25

R^{12} and R^{15} independently represent hydrogen or C 1 to 4 alkyl; and

R^{13} and R^{14} independently represent hydrogen, C 1 to 4 alkyl or C 1 to 4 alkanoyl;

30

or a pharmaceutically acceptable salt or solvate thereof.

In one preferred embodiment, V represents nitrogen.

Preferably, R³ represents halogen. More preferably, R³ represents chlorine.

5

The term "C1 to 6 alkyl" referred to herein denotes a straight or branched chain alkyl group having from 1 to 6 carbon atoms and/or a cyclic alkyl group having from 3 to 6 carbon atoms. Examples of such groups include methyl, ethyl, n-propyl, i-propyl, n-butyl, i-butyl, t-butyl, cyclopentyl, methylcyclopentyl and cyclohexyl.

10

The term "C1 to 4 alkyl" is to be interpreted analogously.

15

The term "C2 to 6 unsaturated alkyl" referred to herein denotes a straight or branched chain alkyl group having from 2 to 6 carbon atoms and including one double bond or one triple bond or a cyclic alkyl group having from 3 to 6 carbon atoms and including one double bond. Examples of such groups include ethenyl, ethynyl, 1- and 2-propenyl, 1- and 2-propynyl, 2-methyl-2-propenyl, 2-butenyl, 2-butynyl, cyclopentenyl and cyclohexenyl.

20

The term "C1 to 6 alkoxy" referred to herein denotes an oxygen atom bonded to a straight or branched chain alkyl group having from 1 to 6 carbon atoms or an oxygen atom bonded to a cyclic alkyl group having from 3 to 6 carbon atoms.. Examples of such groups include methoxy, ethoxy, n-propoxy, i-propoxy, n-butoxy, i-butoxy, s-butoxy, t-butoxy, cyclopropyloxy and cyclohexyloxy.

25

The term "halogen" referred to herein denotes fluorine, chlorine, bromine and iodine.

30

The terms "C1 to 6 haloalkyl" (for example, chloromethyl, 2-fluoroethyl and trifluoromethyl), "C1 to 6 haloalkoxy" (for example, trifluoromethoxy) and "C1 to 6 hydroxyalkyl" (for example, hydroxymethyl, 1- hydroxyethyl or 2-hydroxyethyl) are to be interpreted analogously.

Similarly, the term "C1 to 6 alkylsulphonyl" represents such groups as methylsulphonyl, t-butylsulphonyl and cyclohexylsulphonyl.

5 The term "C1 to 4 alkanoyl " referred to herein denotes a carbonyl group bonded to a straight or branched chain alkyl group having from 1 to 3 carbon atoms. Examples of such groups include acetyl and propionyl.

10 Examples of a "five membered heteroaromatic ring incorporating one to three heteroatoms independently selected from N, O and S" include furan, thiophene, imidazole, isoxazole, thiazole and triazole.

15 Examples of a "five or six membered saturated or unsaturated heterocyclic ring containing one or two heteroatoms selected from N, O and S; said ring optionally comprising one ring carbon atom that forms a carbonyl group" include morpholine, pyrrolidine, pyridine, tetrahydrofuran, imidazole, pyrrolidone, piperidone and piperazine.

20 Examples of a "4 to 8 membered saturated azacyclic ring system optionally incorporating one further heteroatom independently selected from N, O and S" include pyrrolidine, piperidine, morpholine, piperazine, pyrazolidine, imidazolidine, and perhydroazepine.

25 The present invention includes compounds of formula (I) in the form of salts, in particular acid addition salts. Suitable salts include those formed with both organic and inorganic acids. Such acid addition salts will normally be pharmaceutically acceptable although salts of non-pharmaceutically acceptable acids may be of utility in the preparation and purification of the compound in question. Thus, preferred salts include those formed from hydrochloric, hydrobromic, sulphuric, phosphoric, citric, tartaric, lactic, pyruvic, acetic, succinic, fumaric, maleic, methanesulphonic and benzenesulphonic acids.

30 Examples of particular compounds of the invention include:

1-[(1-benzyl-1H-pyrazol-3-yl)methyl]-4,4-diphenylpiperidine;

- 1-{{1-(3-chlorobenzyl)-1H-pyrazol-3-yl}methyl}-4,4-diphenylpiperidine;
1-{{1-(3,4-dimethylbenzyl)-1H-pyrazol-3-yl}methyl}-4,4-diphenylpiperidine;
1-{{1-(4-methylbenzyl)-1H-pyrazol-3-yl}methyl}-4,4-diphenylpiperidine;
4,4-diphenyl-1-({1-[4-(trifluoromethyl)benzyl]-1H-pyrazol-3-yl}methyl)piperidine;
5 1-{{1-(2,4-dichlorobenzyl)-1H-pyrazol-3-yl}methyl}-4,4-diphenylpiperidine;
1-{{1-(3,4-dichlorobenzyl)-1H-pyrazol-3-yl}methyl}-4,4-diphenylpiperidine;
1-{{1-(3,4-difluorobenzyl)-1H-pyrazol-3-yl}methyl}-4,4-diphenylpiperidine;
1-{{1-(4-chlorobenzyl)-1H-pyrazol-3-yl}methyl}-4,4-diphenylpiperidine;
1-{{1-(4-fluorobenzyl)-1H-pyrazol-3-yl}methyl}-4,4-diphenylpiperidine;
10 1-{{1-(4-chloro-2-methoxybenzyl)-1H-pyrazol-3-yl}methyl}-4,4-diphenylpiperidine;
5-chloro-2-({3-[(4,4-diphenyl-1-piperidinyl)methyl]-1H-pyrazol-1-yl}methyl)phenol;
2-[5-chloro-2-({3-[(4,4-diphenyl-1-piperidinyl)methyl]-1H-pyrazol-1-yl}methyl)phenoxy]-
N,N-dimethylacetamide;
1-{{1-(4-chlorobenzyl)-1H-imidazol-4-yl}methyl}-4,4-diphenylpiperidine;
15 1-(4-chlorobenzyl)-3-[(4,4-diphenyl-1-piperidinyl)methyl]-1H-pyrazole-4-carbaldehyde;
{1-(4-chlorobenzyl)-3-[(4,4-diphenyl-1-piperidinyl)methyl]-1H-pyrazol-4-yl}methanol;
1-{{1-(4-chlorobenzyl)-1H-1,2,3-triazol-5-yl}methyl}-4,4-diphenylpiperidine;
1-{{1-(4-chlorobenzyl)-1H-1,2,3-triazol-4-yl}methyl}-4,4-diphenylpiperidine;
1-(4-chlorobenzyl)-4-[(4,4-diphenyl-1-piperidinyl)methyl]-1H-imidazole-5-carboxylic
20 acid;
1-(4-chlorobenzyl)-4-[(4,4-diphenyl-1-piperidinyl)methyl]-1H-imidazole-5-carboxamide;
1-{{2-(4-chlorobenzyl)-1H-imidazol-5-yl}methyl}-4,4-diphenylpiperidine;
1-{{2-(4-chlorobenzyl)-1-methyl-1H-imidazol-5-yl}methyl}-4,4-diphenylpiperidine;
1-{{2-(4-chlorobenzyl)-3-methyl-3H-imidazol-5-yl}methyl}-4,4-diphenylpiperidine;
25 [2-(4-chlorobenzyl)-1H-imidazol-5-yl](4,4-diphenyl-1-piperidinyl)methanone;
2-[4-({1-(4-chlorobenzyl)-3-[(4,4-diphenyl-1-piperidinyl)methyl]-1H-pyrazol-4-
yl}methyl)-1-piperazinyl]-1-ethanol;
4-({1-(4-chlorobenzyl)-3-[(4,4-diphenyl-1-piperidinyl)methyl]-1H-pyrazol-4-yl}methyl)-1-
piperazinecarbaldehyde;

- 1-[4-({1-(4-chlorobenzyl)-3-[(4,4-diphenyl-1-piperidinyl)methyl]-1H-pyrazol-4-yl)methyl}-1-piperazinyl)-1-ethanone;
N¹-({1-(4-chlorobenzyl)-3-[(4,4-diphenyl-1-piperidinyl)methyl]-1H-pyrazol-4-yl)methyl)-N¹,N²,N²-trimethyl-1,2-ethanediamine;
- 5 N-({1-(4-chlorobenzyl)-3-[(4,4-diphenyl-1-piperidinyl)methyl]-1H-pyrazol-4-yl)methyl)-2-(4-morpholinyl)-1-ethanamine;
1-{[4-(1-azetidylmethyl)-1-(4-chlorobenzyl)-1H-pyrazol-3-yl)methyl]-4,4-diphenylpiperidine;
N-({1-(4-chlorobenzyl)-3-[(4,4-diphenyl-1-piperidinyl)methyl]-1H-pyrazol-4-yl)methyl)-
10 2-(1-pyrrolidinyl)-1-ethanamine;
N-({1-(4-chlorobenzyl)-3-[(4,4-diphenyl-1-piperidinyl)methyl]-1H-pyrazol-4-yl)methyl)-beta-alanine;
2-[(1-(4-chlorobenzyl)-3-[(4,4-diphenyl-1-piperidinyl)methyl]-1H-pyrazol-4-yl)methyl]amino]acetic acid;
- 15 N-({1-(4-chlorobenzyl)-3-[(4,4-diphenyl-1-piperidinyl)methyl]-1H-pyrazol-4-yl)methyl)-2-(2-pyridinyl)-1-ethanamine;
{1-(4-chlorobenzyl)-3-[(4,4-diphenyl-1-piperidinyl)methyl]-1H-pyrazol-4-yl}-N-(4-pyridinylmethyl)methanamine;
2-[1-({1-(4-chlorobenzyl)-3-[(4,4-diphenyl-1-piperidinyl)methyl]-1H-pyrazol-4-
20 yl)methyl)-4-piperidinyl]-1-ethanol;
1-({1-(4-chlorobenzyl)-3-[(4,4-diphenyl-1-piperidinyl)methyl]-1H-pyrazol-4-yl)methyl)-4-methyl-1,4-diazepane;
3-[5-chloro-2-({3-[(4,4-diphenyl-1-piperidinyl)methyl]-1H-pyrazol-1-yl)methyl]phenoxy]-N,N-dimethyl-1-propanamine;
- 25 2-[5-chloro-2-({3-[(4,4-diphenyl-1-piperidinyl)methyl]-1H-pyrazol-1-yl)methyl]phenoxy]acetic acid;
2-[5-chloro-2-({3-[(4,4-diphenyl-1-piperidinyl)methyl]-1H-pyrazol-1-yl)methyl]phenoxy]acetamide;
2-[5-chloro-2-({3-[(4,4-diphenyl-1-piperidinyl)methyl]-1H-pyrazol-1-yl)methyl]phenoxy]-
30 N,N-dimethylacetamide;

- 2-[5-chloro-2-({3-[(4,4-diphenyl-1-piperidinyl)methyl]-1H-pyrazol-1-yl)methyl}phenoxy]-N,N-diethylacetamide;
- 2-[5-chloro-2-({3-[(4,4-diphenyl-1-piperidinyl)methyl]-1H-pyrazol-1-yl)methyl}phenoxy]propanamide;
- 5 2-[5-chloro-2-({3-[(4,4-diphenyl-1-piperidinyl)methyl]-1H-pyrazol-1-yl)methyl}phenoxy]-N-methylacetamide;
- 1-{2-[5-chloro-2-({3-[(4,4-diphenyl-1-piperidinyl)methyl]-1H-pyrazol-1-yl)methyl}phenoxy]acetyl}-3-pyrazolidinone;
- 1-[(1-{4-chloro-2-[(3,5-dimethyl-4-isoxazolyl)methoxy]benzyl}-1H-pyrazol-3-yl)methyl]-4,4-diphenylpiperidine;
- 10 5-chloro-2-({3-[(4,4-diphenyl-1-piperidinyl)methyl]-1H-pyrazol-1-yl)methyl}phenyl (1-methyl-1H-imidazol-2-yl)methyl ether;
- 5-chloro-2-({3-[(4,4-diphenyl-1-piperidinyl)methyl]-1H-pyrazol-1-yl)methyl}phenyl (2-methyl-1,3-thiazol-4-yl)methyl ether;
- 15 {1-(4-chlorobenzyl)-4-[(4,4-diphenyl-1-piperidinyl)methyl]-1H-imidazol-5-yl}(4-morpholinyl)methanone;
- 1-(4-chlorobenzyl)-4-[(4,4-diphenyl-1-piperidinyl)methyl]-N,N-dimethyl-1H-imidazole-5-carboxamide;
- 1-(4-chlorobenzyl)-4-[(4,4-diphenyl-1-piperidinyl)methyl]-N-(2-methoxyethyl)-1H-
- 20 imidazole-5-carboxamide;
- 1-(4-chlorobenzyl)-4-[(4,4-diphenyl-1-piperidinyl)methyl]-N-(4-hydroxycyclohexyl)-1H-imidazole-5-carboxamide;
- 1-(4-chlorobenzyl)-4-[(4,4-diphenyl-1-piperidinyl)methyl]-N-[1-(hydroxymethyl)propyl]-1H-imidazole-5-carboxamide;
- 25 1-(4-chlorobenzyl)-4-[(4,4-diphenyl-1-piperidinyl)methyl]-N-(tetrahydro-2-furanylmethyl)-1H-imidazole-5-carboxamide;
- {1-(4-chlorobenzyl)-4-[(4,4-diphenyl-1-piperidinyl)methyl]-1H-imidazol-5-yl}[2-(hydroxymethyl)-1-piperidinyl]methanone;
- 1-(4-chlorobenzyl)-N-[3-(diethylamino)propyl]-4-[(4,4-diphenyl-1-piperidinyl)methyl]-1H-
- 30 imidazole-5-carboxamide;

{ 1-(4-chlorobenzyl)-4-[(4,4-diphenyl-1-piperidinyl)methyl]-1H-imidazol-5-yl}[3-(hydroxymethyl)-1-piperidinyl]methanone;

1-(4-chlorobenzyl)-4-[(4,4-diphenyl-1-piperidinyl)methyl]-N-(2-hydroxyethyl)-1H-imidazole-5-carboxamide;

5 1-(4-chlorobenzyl)-4-[(4,4-diphenyl-1-piperidinyl)methyl]-N-(2-hydroxyethyl)-N-methyl-1H-imidazole-5-carboxamide;

1-(4-chlorobenzyl)-4-[(4,4-diphenyl-1-piperidinyl)methyl]-N-[3-(1H-imidazol-1-yl)propyl]-1H-imidazole-5-carboxamide;

10 { 1-(4-chlorobenzyl)-4-[(4,4-diphenyl-1-piperidinyl)methyl]-1H-imidazol-5-yl}(1-pyrrolidinyl)methanone;

{ 1-(4-chlorobenzyl)-4-[(4,4-diphenyl-1-piperidinyl)methyl]-1H-imidazol-5-yl}(3-hydroxy-1-pyrrolidinyl)methanone;

1-[4-({ 1-(4-chlorobenzyl)-4-[(4,4-diphenyl-1-piperidinyl)methyl]-1H-imidazol-5-yl}carbonyl)-1-piperazinyl]-1-ethanone;

15 { 1-(4-chlorobenzyl)-4-[(4,4-diphenyl-1-piperidinyl)methyl]-1H-imidazol-5-yl}(1-piperidinyl)methanone;

1-(4-chlorobenzyl)-N-[2-(diethylamino)ethyl]-4-[(4,4-diphenyl-1-piperidinyl)methyl]-N-(2-hydroxyethyl)-1H-imidazole-5-carboxamide;

20 1-(4-chlorobenzyl)-4-[(4,4-diphenyl-1-piperidinyl)methyl]-N-[2-(4-morpholinyl)ethyl]-1H-imidazole-5-carboxamide;

1-(4-chlorobenzyl)-4-[(4,4-diphenyl-1-piperidinyl)methyl]-N-ethyl-N-(2-hydroxyethyl)-1H-imidazole-5-carboxamide;

{ 1-(4-chlorobenzyl)-4-[(4,4-diphenyl-1-piperidinyl)methyl]-1H-imidazol-5-yl}(4-ethyl-1-piperazinyl)methanone;

25 N-(2-amino-2-oxoethyl)-1-(4-chlorobenzyl)-4-[(4,4-diphenyl-1-piperidinyl)methyl]-1H-imidazole-5-carboxamide;

1-(4-chlorobenzyl)-4-[(4,4-diphenyl-1-piperidinyl)methyl]-N-[2-(1-pyrrolidinyl)ethyl]-1H-imidazole-5-carboxamide;

30 1-(4-chlorobenzyl)-4-[(4,4-diphenyl-1-piperidinyl)methyl]-N-[2-(1H-imidazol-4-yl)ethyl]-1H-imidazole-5-carboxamide;

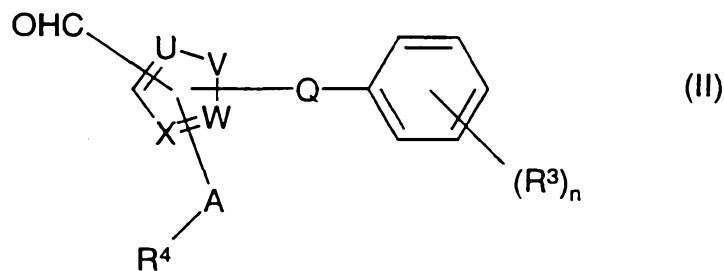
- 1-(4-chlorobenzyl)-4-[(4,4-diphenyl-1-piperidinyl)methyl]-N-methyl-1H-imidazole-5-carboxamide;
- 1-(4-chlorobenzyl)-N-(2,3-dihydroxypropyl)-4-[(4,4-diphenyl-1-piperidinyl)methyl]-1H-imidazole-5-carboxamide;
- 5 1-(4-chlorobenzyl)-4-[(4,4-diphenyl-1-piperidinyl)methyl]-N-[(1-ethyl-2-pyrrolidinyl)methyl]-1H-imidazole-5-carboxamide;
- ethyl 1-({ 1-(4-chlorobenzyl)-4-[(4,4-diphenyl-1-piperidinyl)methyl]-1H-imidazol-5-yl } carbonyl)-4-piperidinecarboxylate;
- ethyl 1-({ 1-(4-chlorobenzyl)-4-[(4,4-diphenyl-1-piperidinyl)methyl]-1H-imidazol-5-yl } carbonyl)-3-piperidinecarboxylate;
- 10 methyl 3-[({ 1-(4-chlorobenzyl)-4-[(4,4-diphenyl-1-piperidinyl)methyl]-1H-imidazol-5-yl } carbonyl)amino]propanoate;
- methyl 2-[({ 1-(4-chlorobenzyl)-4-[(4,4-diphenyl-1-piperidinyl)methyl]-1H-imidazol-5-yl } carbonyl)amino]acetate;
- 15 1-(4-chlorobenzyl)-4-[(4,4-diphenyl-1-piperidinyl)methyl]-N-(2-pyridinylmethyl)-1H-imidazole-5-carboxamide;
- 1-(4-chlorobenzyl)-4-[(4,4-diphenyl-1-piperidinyl)methyl]-N-[2-(2-pyridinyl)ethyl]-1H-imidazole-5-carboxamide;
- 1-(4-chlorobenzyl)-4-[(4,4-diphenyl-1-piperidinyl)methyl]-N-(3-pyridinylmethyl)-1H-
- 20 imidazole-5-carboxamide;
- 1-(4-chlorobenzyl)-4-[(4,4-diphenyl-1-piperidinyl)methyl]-N-(2-hydroxy-1,1-dimethylethyl)-1H-imidazole-5-carboxamide;
- 1-(4-chlorobenzyl)-4-[(4,4-diphenyl-1-piperidinyl)methyl]-N-(2-hydroxy-1-methylethyl)-1H-imidazole-5-carboxamide;
- 25 1-(4-chlorobenzyl)-4-[(4,4-diphenyl-1-piperidinyl)methyl]-N-[3-(2-oxo-1-pyrrolidinyl)propyl]-1H-imidazole-5-carboxamide;
- N-[2-(acetylamino)ethyl]-1-(4-chlorobenzyl)-4-[(4,4-diphenyl-1-piperidinyl)methyl]-1H-imidazole-5-carboxamide;
- 1-(4-chlorobenzyl)-4-[(4,4-diphenyl-1-piperidinyl)methyl]-N-[2-(2-hydroxyethoxy)ethyl]-
- 30 1H-imidazole-5-carboxamide;

- 1-(4-chlorobenzyl)-4-[(4,4-diphenyl-1-piperidinyl)methyl]-N-[1-(hydroxymethyl)cyclopentyl]-1H-imidazole-5-carboxamide;
- 1-(4-chlorobenzyl)-4-[(4,4-diphenyl-1-piperidinyl)methyl]-N-[2-hydroxy-1-(hydroxymethyl)ethyl]-1H-imidazole-5-carboxamide;
- 5 1-(4-chlorobenzyl)-4-[(4,4-diphenyl-1-piperidinyl)methyl]-N-(3-methoxypropyl)-1H-imidazole-5-carboxamide;
- 1-({ 1-(4-chlorobenzyl)-4-[(4,4-diphenyl-1-piperidinyl)methyl]-1H-imidazol-5-yl)carbonyl)-2-pyrrolidinecarboxamide;
- 1-({ 1-(4-chlorobenzyl)-4-[(4,4-diphenyl-1-piperidinyl)methyl]-1H-imidazol-5-
- 10 yl)carbonyl)-2-pyrrolidinecarboxamide;
- { 1-(4-chlorobenzyl)-4-[(4,4-diphenyl-1-piperidinyl)methyl]-1H-imidazol-5-yl}[4-(2-hydroxyethyl)-1-piperidinyl]methanone;
- 1-(4-chlorobenzyl)-4-[(4,4-diphenyl-1-piperidinyl)methyl]-N-(2-propynyl)-1H-imidazole-5-carboxamide;
- 15 4-({ 1-(4-chlorobenzyl)-4-[(4,4-diphenyl-1-piperidinyl)methyl]-1H-imidazol-5-yl)carbonyl)-2-piperazinone;
- 1-(4-chlorobenzyl)-4-[(4,4-diphenyl-1-piperidinyl)methyl]-N-[1-(hydroxymethyl)propyl]-1H-imidazole-5-carboxamide;
- 1-{ 3-(4-chlorobenzyl)-[1,2,4]oxadiazol-5-ylmethyl}-4,4-diphenylpiperidine;
- 20 and pharmaceutically acceptable salts and solvates thereof.

The present invention further provides a process for the preparation of a compound of formula (I) which comprises:

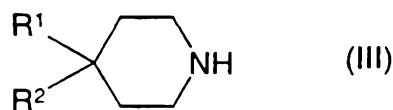
- 25 (i) when Y represents CH₂,
- reductive amination of a compound of general formula (II)

12



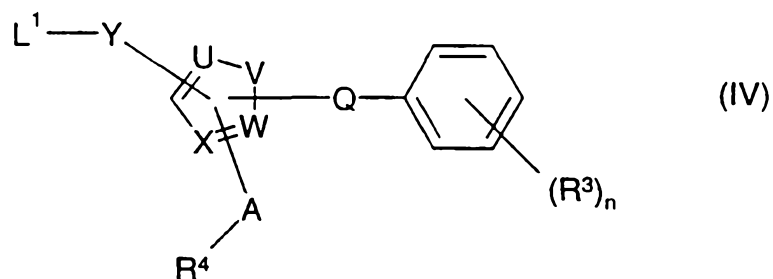
wherein R^3 , R^4 , A, Q, U, V, W, X and n are as defined in formula (I),
with a compound of formula (III)

5



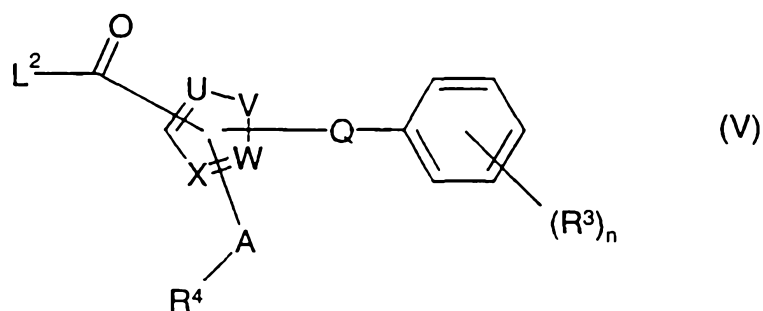
wherein R^1 and R^2 are as defined in formula (I); or

- 10 (ii) when Y represents C 1 to 4 alkyl,
reacting a compound of general formula (IV)



- 15 wherein R^3 , R^4 , A, Q, U, V, W, X and n are as defined in formula (I) and L^1 is a leaving
group,
with a compound of formula (III); or

- (iii) when Y represents CO,
20 reacting a compound of general formula (V)



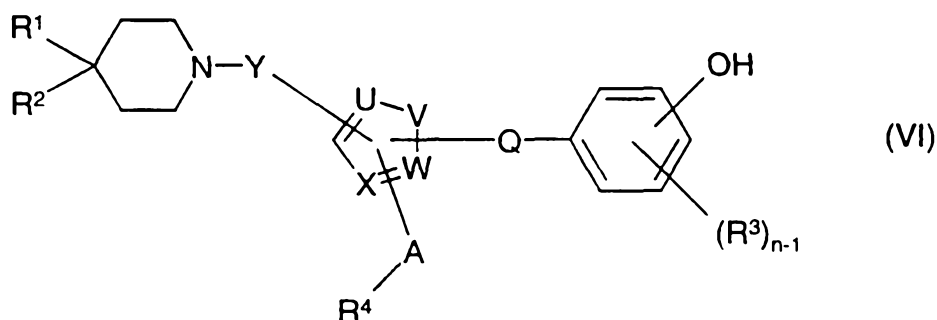
wherein R^3 , R^4 , A, Q, U, V, W, X and n are as defined in formula (I) and L^2 is a leaving

5 group,

with a compound of formula (III); or

(iv) when at least one R^3 group in formula (I) represents optionally substituted
C 1 to 6 alkoxy,

10 reacting a compound of formula (VI)



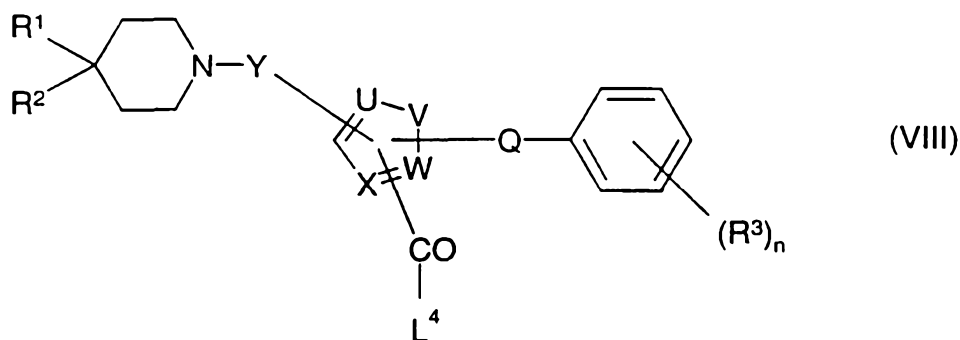
wherein R^1 , R^2 , R^3 , R^4 , A, Q, U, V, W, X, Y and n are as defined in formula (I),

with a compound of formula (VII)



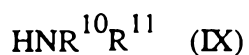
wherein R is such that the resultant group OR represents an optionally substituted C 1 to 6
alkoxy group as defined for R^3 in formula (I), and L^3 is a leaving group;

- (v) when A represents CO and R⁴ represents NR¹⁰R¹¹,
reacting a compound of formula (VIII)



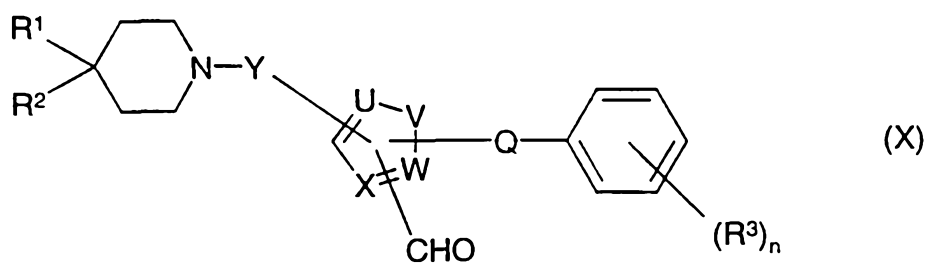
5

wherein R¹, R², R³, Q, U, V, W, X, Y and n are as defined in formula (I), and L⁴ is a leaving group, with a compound of formula (IX)



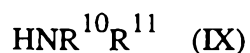
10 wherein R¹⁰ and R¹¹ are as defined in formula (I); or

- (vi) when A represents CH₂ and R⁴ represents NR¹⁰R¹¹,
reductive amination of a compound of formula (X)



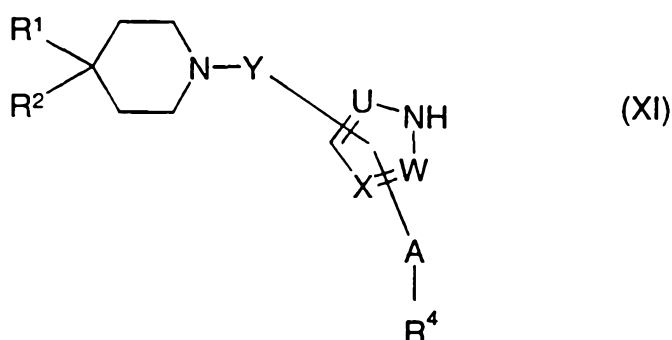
15

wherein R¹, R², R³, Q, U, V, W, X, Y and n are as defined in formula (I), with a compound of formula (IX)

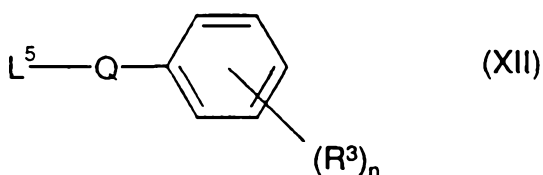


wherein R^{10} and R^{11} are as defined in formula (I); or

- 5 (vii) when Q is bonded to V and V represents nitrogen, reacting a compound of formula (XI)



- 10 wherein R^1 , R^2 , R^4 , A, U, W, X and Y are as defined in formula (I), with a compound of formula (XII)



wherein R^3 , Q and n are as defined in formula (I) and L^5 is a leaving group;

15

and optionally after (i), (ii), (iii), (iv), (v), (vi) or (vii) converting the compound of formula (I) to a further compound of formula (I) and/or forming a pharmaceutically acceptable salt or solvate of the compound of formula (I).

20

Salts of compounds of formula (I) may be formed by reacting the free base or another salt thereof, with one or more equivalents of the appropriate acid. The reaction may be carried out in a solvent in which the salt is insoluble, or in a solvent in which the salt is soluble,

followed by subsequent removal of the solvent in vacuo or by freeze drying. Suitable solvents include, for example, water, dioxan, ethanol, 2-propanol, tetrahydrofuran or diethyl ether, or mixtures thereof. The reaction may also be carried out on an ion exchange resin.

5

In processes (i) and (vi), the reductive amination reaction generally takes place under conditions which will be known to persons skilled in the art. For example, treatment of an aldehyde with an amine in the presence of a reducing agent in an inert solvent. Suitable reducing systems include catalytic hydrogenation or borane and derivatives thereof. A partial list of such reagents can be found in "Advanced Organic Chemistry", J. March (1985) 3rd Edition on page 799.

10

In processes (ii) and (vii), the reaction is performed by treating an amine of general formula (III) or (XI) with an electrophile of general formula (IV) or (XII) respectively in an inert solvent. Suitable leaving groups L¹ and L⁵ include sulfonate, trifluorosulfonate, mesylate, tosylate, and halides selected from the group chloride, bromide or iodide. The reaction is generally performed in the presence of a base. This base can be either an excess of the amine nucleophile or can be an additive to the reaction mixture. Potential basic additives are metal carbonates, especially alkali metal carbonates such as cesium carbonate, metal oxides and hydroxides, and tertiary amine bases. Suitable organic solvents are those such as acetonitrile, dioxane, N,N-dimethylformamide, N-methyl-2-pyrrolidinone, tetrahydrofuran, dimethylsulfoxide, sulfolane and C1 to 4 alcohols. In a preferred embodiment, the leaving group is chloride.

15

20

25

In processes (iii) and (v) above, the reaction will take place on stirring a mixture of the reactants in a suitable organic solvent at a suitable temperature, generally between 0 °C and the boiling point of the solvent. The reaction time will depend *inter alia* on the solvent used, the reaction temperature and the nature of the leaving group. The reaction may be catalysed by the addition of a base; bases that may be used include organic amines (for example, triethylamine or pyridine) and alkali metal hydroxides, alkoxides, carbonates or hydrides.

30

Suitable leaving groups, L^2 and L^4 , include halogen (especially chlorine) and hydroxyl.

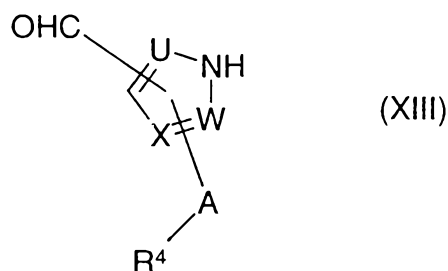
When the leaving group is OH, the reaction between compounds of formulae (V) and (III), or between compounds of formulae (VIII) and (IX) may also be achieved using a suitable coupling agent such as CDI (1,1'-carbonyldiimidazole),

- 5 DCC (1,3-dicyclohexylcarbodiimide) or HOBt (1-hydroxybenzotriazole).

In process (iv), the reaction will generally take place under similar conditions to those described above for processes (ii) and (vii).

- 10 In general, compounds of formulae (II), (IV), (V), (VI), (VIII) (X) and (XI) may be prepared using similar types of reactions to those described above for compounds of formula (I).

- Compounds of formula (II) wherein Q is bonded to V and V represents nitrogen, may be
15 prepared by reaction of a compound of formula (XIII)



wherein A, U, W, X and R^4 are as defined in formula (I),

- 20 with a compound of formula (XII) using conditions similar to those described above for processes (ii) and (vii).

Compounds of formulae (IV), (V) or (VIII) wherein L^1 , L^2 and L^4 respectively are leaving groups may be prepared from the corresponding compounds wherein L^1 , L^2 and L^4 are OH

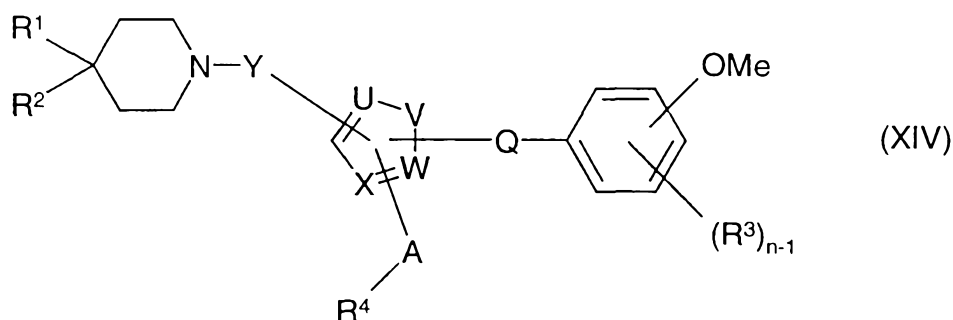
- 25 using reactions that will be readily apparent to the man skilled in the art. Thus, for

example, using thionyl chloride or methanesulphonyl chloride in the presence of a suitable base such as triethylamine.

Compounds of formulae (IV) or (V) wherein L^1 and L^2 are OH and wherein Q is bonded to V and V represents nitrogen, may be prepared by a process analogous to that described above for compounds of formula (II).

Compounds of formula (VI) may be prepared by demethylation of a corresponding compound of formula (XIV)

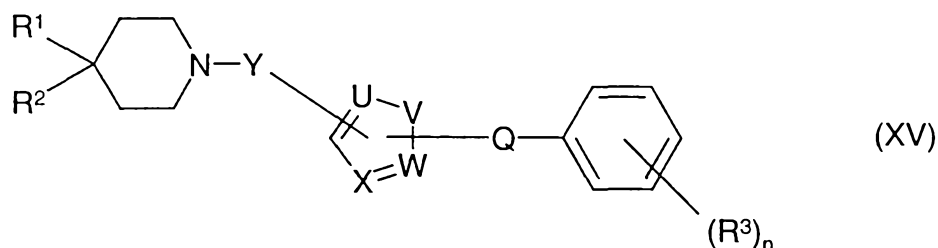
10



wherein R^1 , R^2 , R^3 , R^4 , A, Q, U, V, W, X, Y and n are as defined in formula (I), using, for example, boron tribromide.

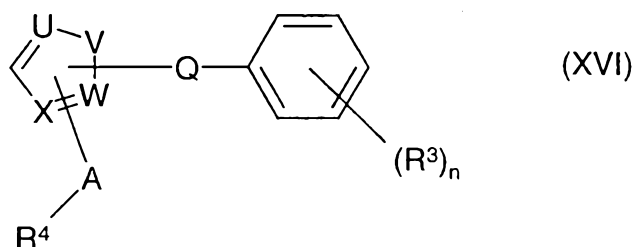
15

Compounds of formula (X) may be prepared by formylation of a corresponding compound of formula (XV)



20 wherein R^1 , R^2 , R^3 , Q, U, V, W, X, Y and n are as defined in formula (I), using for example phosphorus oxychloride in N,N-dimethylformamide.

Compounds of formula (II) may be similarly prepared by formylation of a corresponding compound of formula (XVI)



5

Certain novel intermediates of formulae (II), (IV), (V), (VI), (VIII), (X), (XI), (XV) and (XVI) form another aspect of the invention.

Compounds of formulae (III), (VII), (IX), (XII) and (XIII) are either commercially
10 available, or are known in the literature or may be prepared using known techniques.

It will be appreciated by those skilled in the art that in the processes of the present invention certain functional groups such as hydroxyl or amino groups in the starting reagents or intermediate compounds may need to be protected by protecting groups. Thus,
15 the preparation of the compounds of formula (I) may involve, at an appropriate stage, the addition and subsequent removal of one or more protecting groups.

The protection and deprotection of functional groups is described in 'Protective Groups in Organic Chemistry', edited by J.W.F. McOmie, Plenum Press (1973) and 'Protective
20 Groups in Organic Synthesis', 2nd edition, T.W. Greene and P.G.M. Wuts, Wiley-Interscience (1991).

Certain compounds of formula (I) are capable of existing in stereoisomeric forms. It will be understood that the invention encompasses the use of all geometric and optical isomers
25 of the compounds of formula (I) and mixtures thereof including racemates. The use of tautomers and mixtures thereof also form an aspect of the present invention.

The compounds of the invention and intermediates may be isolated from their reaction mixtures, and if necessary further purified, by using standard techniques.

The compounds of formula (I) have activity as pharmaceuticals, in particular as modulators
5 of chemokine receptor activity. More particularly, the compounds have utility as modulators of the activity of chemokine receptors CCR1 and/or CCR3.

A further aspect of the invention involves the use of a compound of general formula (I) in
10 the treatment of conditions or diseases in which modulation of chemokine receptor activity is beneficial.

Thus, compounds of general formula (I) may be used in the treatment of autoimmune, inflammatory, proliferative and hyperproliferative diseases and immunologically-mediated diseases including rejection of transplanted organs or tissues and Acquired
15 Immunodeficiency Syndrome (AIDS).

Examples of these conditions include:

(1) **(the respiratory tract)** obstructive airways diseases including chronic obstructive pulmonary disease (COPD); asthma, such as bronchial, allergic, intrinsic, extrinsic and dust
20 asthma, particularly chronic or inveterate asthma (e.g. late asthma and airways hyper-responsiveness); bronchitis; acute, allergic, atrophic rhinitis and chronic rhinitis including rhinitis caseosa, hypertrophic rhinitis, rhinitis purulenta, rhinitis sicca and rhinitis medicamentosa; membranous rhinitis including croupous, fibrinous and
pseudomembranous rhinitis and scrofulous rhinitis; seasonal rhinitis including rhinitis
25 nervosa (hay fever) and vasomotor rhinitis; sarcoidosis, farmer's lung and related diseases, fibroid lung and idiopathic interstitial pneumonia;

(2) **(bone and joints)** rheumatoid arthritis, osteoarthritis, seronegative spondyloarthropathies (including ankylosing spondylitis, psoriatic arthritis and Reiter's
30 disease), Behcet's disease, Sjogren's syndrome and systemic sclerosis;

(3) (**skin**) psoriasis, atopic dermatitis, contact dermatitis and other eczematous dermatides, seborrheic dermatitis, Lichen planus, Pemphigus, bullous Pemphigus, Epidermolysis bullosa, urticaria, angiodermas, vasculitides, erythemas, cutaneous eosinophilias, uveitis, Alopecia areata and vernal conjunctivitis;

5

(4) (**gastrointestinal tract**) Coeliac disease, proctitis, eosinophilic gastro-enteritis, mastocytosis, Crohn's disease, inflammatory bowel disease, irritable bowel syndrome, ulcerative colitis, food-related allergies which have effects remote from the gut, e.g., migraine, rhinitis and eczema;

10

(5) (**other tissues and systemic disease**) multiple sclerosis, atherosclerosis, Acquired Immunodeficiency Syndrome (AIDS), lupus erythematosus, systemic lupus, erythematosus, Hashimoto's thyroiditis, myasthenia gravis, type I diabetes, nephrotic syndrome, eosinophilia fasciitis, hyper IgE syndrome, lepromatous leprosy, Sezary syndrome and idiopathic thrombocytopenia purpura; and

15

(6) (**allograft rejection**) acute and chronic following, for example, transplantation of kidney, heart, liver, lung, bone marrow, skin and cornea; and chronic graft versus host disease.

20

Thus, the present invention provides a compound of formula (I), or a pharmaceutically-acceptable salt or solvate thereof, as hereinbefore defined for use in therapy.

In a further aspect, the present invention provides the use of a compound of formula (I), or a pharmaceutically acceptable salt or solvate thereof, as hereinbefore defined in the manufacture of a medicament for use in therapy.

25

In the context of the present specification, the term "therapy" also includes "prophylaxis" unless there are specific indications to the contrary. The terms "therapeutic" and "therapeutically" should be construed accordingly.

30

Prophylaxis is expected to be particularly relevant to the treatment of persons who have suffered a previous episode of, or are otherwise considered to be at increased risk of, the disease or condition in question. Persons at risk of developing a particular disease or condition generally include those having a family history of the disease or condition, or
5 those who have been identified by genetic testing or screening to be particularly susceptible to developing the disease or condition.

The invention also provides a method of treating an inflammatory disease in a person suffering from, or at risk of, said disease, which comprises administering to the person a
10 therapeutically effective amount of a compound of formula (I), or a pharmaceutically acceptable salt or solvate thereof, as hereinbefore defined.

For the above-mentioned therapeutic uses the dosage administered will, of course, vary with the compound employed, the mode of administration, the treatment desired and the
15 disorder indicated.

The compounds of formula (I) and pharmaceutically acceptable salts and solvates thereof may be used on their own but will generally be administered in the form of a pharmaceutical composition in which the formula (I) compound/salt/solvate (active
20 ingredient) is in association with a pharmaceutically acceptable adjuvant, diluent or carrier. Depending on the mode of administration, the pharmaceutical composition will preferably comprise from 0.05 to 99 %w (per cent by weight), more preferably from 0.05 to 80 %w, still more preferably from 0.10 to 70 %w, and even more preferably from 0.10 to 50 %w, of active ingredient, all percentages by weight being based on total composition.

25 The present invention also provides a pharmaceutical composition comprising a compound of formula (I), or a pharmaceutically acceptable salt or solvate thereof, as hereinbefore defined, in association with a pharmaceutically acceptable adjuvant, diluent or carrier.

30 The invention further provides a process for the preparation of a pharmaceutical composition of the invention which comprises mixing a compound of formula (I), or a

pharmaceutically acceptable salt or solvate thereof, as hereinbefore defined, with a pharmaceutically acceptable adjuvant, diluent or carrier.

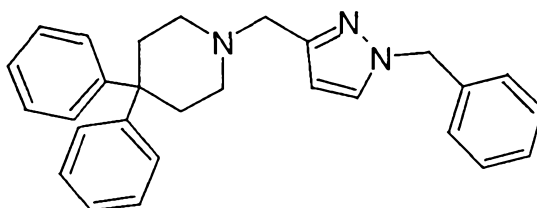
The pharmaceutical compositions may be administered topically (e.g. to the lung and/or
5 airways or to the skin) in the form of solutions, suspensions, heptafluoroalkane aerosols and dry powder formulations; or systemically, e.g. by oral administration in the form of tablets, capsules, syrups, powders or granules, or by parenteral administration in the form of solutions or suspensions, or by subcutaneous administration or by rectal administration in the form of suppositories or transdermally.

10

The invention will now be further explained by reference to the following illustrative examples.

Example 1

15 1-[(1-Benzyl-1H-pyrazol-3-yl)methyl]-4,4-diphenylpiperidine



20 (a) 1-Benzyl-1H-pyrazole-3-carbaldehyde

To a solution of benzyl bromide (0.29 g) in N,N-dimethylformamide (9 ml) was added 1H-pyrazole-3-carboxaldehyde (0.15 g) and potassium carbonate (0.24 g). The mixture was stirred at room temperature for 24 hours, silica gel was added, the solvent removed by
evaporation and the crude material purified by chromatography (isohexane : ether, 2:1) to
25 give the product as an oil (0.18 g).

$^1\text{H NMR } \delta$ (CDCl_3) 10.0 (s, 1H), 7.5-7.2 (m, 5H), 6.8 (d, 1H), 5.4 (s, 2H).

(b) 1-[(1-Benzyl-1H-pyrazol-3-yl)methyl]-4,4-diphenylpiperidine

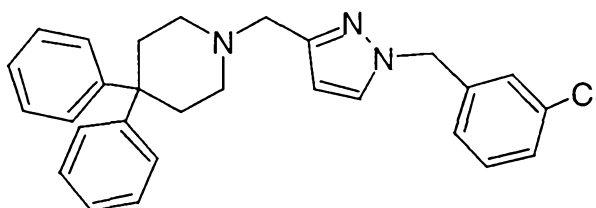
The product from step (a) (0.17 g) was dissolved in ethanol (3 ml) and a solution of 4,4-diphenylpiperidine (0.118 g) in ethanol (1 ml) added. A solution of sodium cyanoborohydride (1.0 M in tetrahydrofuran, 3.0 ml) was added and the solution stirred at room temperature for 16 hours. Silica gel was added, the solvent removed by evaporation and the crude material purified by chromatography (dichloromethane : methanol, 100 : 0 to 95 : 5) to give the product as an oil. Further purification by supercritical fluid chromatography gave the product as a solid (0.010 g), m.p. 167-168 °C.

MS: APCI(+ve) 400 (M+H);

¹H NMR δ (CDCl₃) 7.4-7.0 (m, 16H), 6.64 (d, 1H), 5.25 (s, 2H), 4.0 (s, 2H), 3.6-2.6 (m, 8H).

Example 2

1-[[1-(3-Chlorobenzyl)-1H-pyrazol-3-yl]methyl]-4,4-diphenylpiperidine



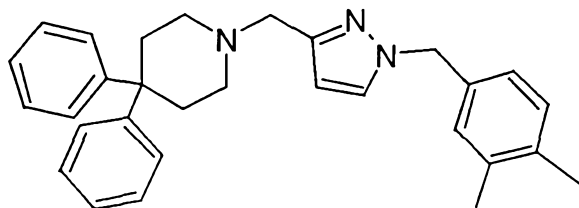
Prepared by the method of Example 1 using 3-chlorobenzyl bromide in step (a) to give the product as a solid (0.011 g), m.p. 136-137°C.

MS: APCI(+ve) 442/44 (M+H);

¹H NMR δ (CDCl₃) 7.42 (d, 1H), 7.4-7.0 (m, 14H), 6.6 (d, 1H), 5.2 (s, 2H), 4.0 (s, 2H), 3.4-2.6 (m, 8H).

Example 3

1-[[1-(3,4-Dimethylbenzyl)-1H-pyrazol-3-yl]methyl]-4,4-diphenylpiperidine



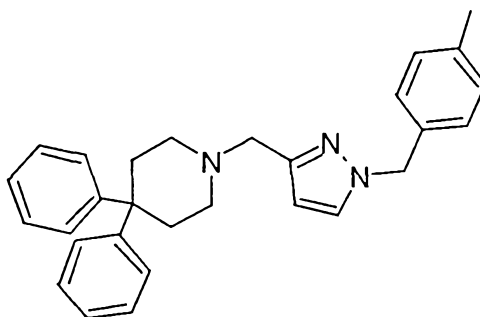
Prepared by the method of Example 1 using 3,4-dimethylbenzyl chloride in step (a) to give the product as a solid (0.015 g), m.p. 139-140°C.

5 MS: APCI(+ve) 436 (M+H);

¹H NMR δ (CDCl₃) 7.45-6.8 (m, 14H), 6.6 (d, 1H), 5.16 (s, 2H), 4.0 (s, 2H), 3.4-2.6 (m, 8H), 2.2 (m, 6H).

Example 4

10 1-[[1-(4-Methylbenzyl)-1H-pyrazol-3-yl]methyl]-4,4-diphenylpiperidine dihydrochloride



15 Prepared by the method of Example 1 using 4-methylbenzyl bromide in step (a) to give the product as an oil. Treatment with 1.0M ethereal hydrogen chloride solution gave the product as a solid (0.010 g), m.p. 147-148°C.

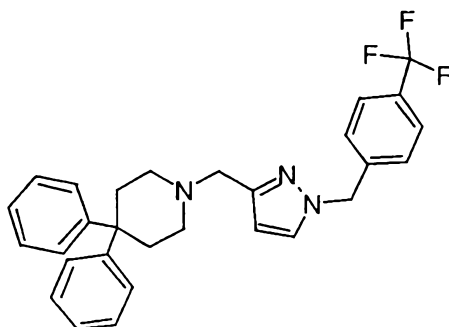
MS: APCI(+ve) 422 (M+H);

¹H NMR δ (CDCl₃) 7.4-6.8 (m, 16H), 5.2 (s, 2H), 4.1 (s, 2H), 3.6-2.6 (m, 8H), 2.0 (s, 3H).

20

Example 5

4,4-Diphenyl-1-((1-[4-(trifluoromethyl)benzyl]-1H-pyrazol-3-yl)methyl)piperidine dihydrochloride



Prepared by the method of Example 1 using 4-trifluoromethylbenzyl chloride in step (a) to
5 give the product as an oil. Treatment with 1.0M ethereal hydrogen chloride solution gave
the product as a solid (0.022 g), m.p. 66-67°C.

MS: APCI(+ve) 476/78 (M+H);

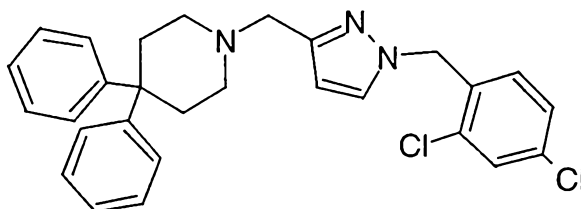
¹H NMR δ (CDCl₃) 7.6 (d, 2H), 7.5-7.1 (m, 13H), 6.9 (bs, 1H), 5.3 (s, 2H), 4.1 (s, 2H),
3.6-2.6 (m, 8H).

10

Example 6

1-[[1-(2,4-Dichlorobenzyl)-1H-pyrazol-3-yl]methyl]-4,4-diphenylpiperidine
dihydrochloride

15



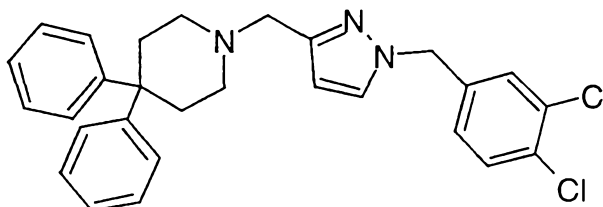
Prepared by the method of Example 1 using 2,4-dichlorobenzyl chloride in step (a) to give
the product as an oil. Treatment with 1.0M ethereal hydrogen chloride solution gave the
20 product as a solid (0.022 g), m.p. 101-102°C.

MS: APCI(+ve) 476/78 (M+H);

¹H NMR δ (CDCl₃) 7.6-6.8 (m, 15H), 5.3 (bs, 2H), 4.1 (bs, 2H), 3.6-2.4 (m, 8H).

Example 71-[[1-(3,4-Dichlorobenzyl)-1H-pyrazol-3-yl]methyl]-4,4-diphenylpiperidine dihydrochloride

5



Prepared by the method of Example 1 using 3,4-dichlorobenzyl chloride in step (a) to give the product as an oil. Treatment with 1.0M ethereal hydrogen chloride solution gave the product as a solid (0.022 g), m.p. 191-192°C.

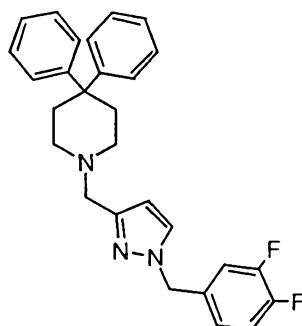
10

MS: APCI(+ve) 476/78 (M+H);

$^1\text{H NMR } \delta$ (CDCl_3) 7.5-6.9 (m, 15H), 5.2 (s, 2H), 4.1 (s, 2H), 3.6-2.6 (m, 8H).

Example 81-[[1-(3,4-Difluorobenzyl)-1H-pyrazol-3-yl]methyl]-4,4-diphenylpiperidine

15

(a) 1-(3,4-Difluorobenzyl)-1H-pyrazole-3-carbaldehyde

20

Prepared by the method of Example 1 step (a) using 3,4-difluorobenzyl bromide to give the product as an oil (1.2 g).

$^1\text{H NMR } \delta$ (CDCl_3) 10.0 (s, 1H), 7.46 (d, 1H), 7.3-6.9 (m, 3H), 6.82 (d, 1H), 5.35 (s, 2H).

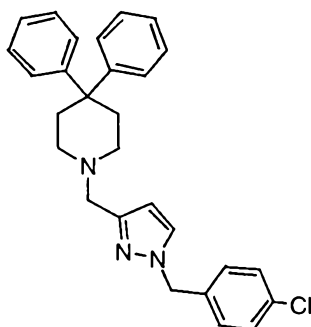
(b) 1-[[1-(3,4-Difluorobenzyl)-1H-pyrazol-3-yl]methyl]-4,4-diphenylpiperidine hydrochloride

The product of step (a) (0.23 g) was dissolved in ether (10 ml), 4,4-diphenylpiperidine (0.25 g) was added and the solution cooled to 0 °C. Titanium tetraisopropoxide (0.34 ml) was added, the solution stirred for 1 hour and titanium tetrachloride (0.13 ml) added. After a further 30 minutes at 0 °C a solution of $\text{BH}_3 \cdot \text{SMe}_2$ (2.0M in tetrahydrofuran, 0.5 ml) was added and the mixture allowed to warm to room temperature over 20 hours. 2.0M Aqueous sodium hydroxide solution was added, followed by ethyl acetate. The mixture was stirred for 1 hour and the insoluble solids removed by filtration through Kieselgur gel. The aqueous phase of the filtrate was separated, ethyl acetate was added, the organic phases combined, washed with brine, dried and the solvent removed to give a gum. Purification by chromatography (dichloromethane : methanol, 10:1) gave an oil. Treatment with 1.0M ethereal hydrogen chloride solution gave the product as a solid (0.20 g), m.p. 236-237 °C.

MS: APCI(+ve) 476/78 (M+H);
 $^1\text{H NMR } \delta$ (d_6 -DMSO) 10.6 (bs, 1H), 7.91 (d, 1H), 7.5-7.0 (m, 13H), 6.5 (d, 1H), 5.3 (s, 2H), 4.2 (d, 2H), 3.5-2.3 (m, 8H).

Example 9

1-[[1-(4-Chlorobenzyl)-1H-pyrazol-3-yl]methyl]-4,4-diphenylpiperidine dihydrochloride



Prepared by the method of Example 8 using 4-chlorobenzyl chloride in step (a) to give the product as an oil. Treatment with 1.0M ethereal hydrogen chloride solution gave the product as a solid (0.09 g), m.p. 137-138°C.

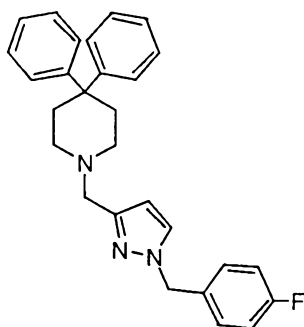
MS: APCI(+ve) 442/44 (M+H);

- 5 $^1\text{H NMR } \delta$ (d_6 -DMSO) 7.88 (d, 1H), 7.5-7.1 (m, 14H), 6.5 (d, 1H), 5.3 (s, 2H), 4.2 (d, 2H), 3.5-2.5 (m, 8H).

Example 10

1-[[1-(4-Fluorobenzyl)-1H-pyrazol-3-yl]methyl]-4,4-diphenylpiperidine hydrochloride

10



Prepared by the method of Example 8 using 4-fluorobenzyl chloride in step (a) to give the product as an oil. Treatment with 1.0M ethereal hydrogen chloride solution gave the product as a solid (0.085 g), m.p. 192-193°C.

15

MS: APCI(+ve) 426 (M+H);

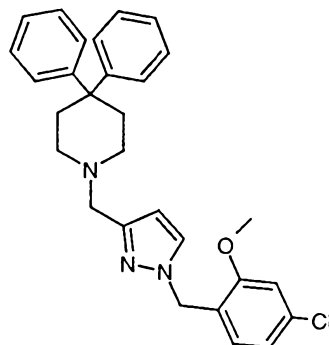
$^1\text{H NMR } \delta$ (d_6 -DMSO) 11.0 (bs, 1H), 7.85 (d, 1H), 7.5-7.1 (m, 14H), 6.5 (d, 1H), 5.3 (s, 2H), 4.2 (d, 2H), 3.5-2.4 (m, 8H).

20

Example 11

1-[[1-(4-Chloro-2-methoxybenzyl)-1H-pyrazol-3-yl]methyl]-4,4-diphenylpiperidine hydrochloride

30



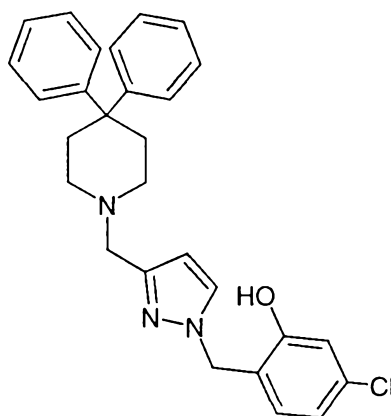
Prepared by the method of Example 8 using 4-chloro-2-methoxybenzyl chloride in step (a) to give the product as an oil. Treatment with 1.0M ethereal hydrogen chloride solution gave the product as a solid (0.025 g), m.p. 73-74°C.

MS: ESI(+ve) 472.21 (M+H);

¹H NMR δ (d₆-DMSO) 12.6 (bs, 1H), 7.4-6.8 (m, 15H), 5.2 (s, 2H), 4.0 (s, 2H), 3.8 (s, 3H), 3.6-2.4 (m, 8H).

Example 12

5-Chloro-2-((3-[(4,4-diphenyl-1-piperidinyl)methyl]-1H-pyrazol-1-yl)methyl)phenol dihydrochloride



The product of Example 11 (0.4 g) was dissolved in dichloromethane (8.5 ml), cooled to 0 °C and a solution of boron tribromide (1.0M in dichloromethane, 8.5 ml) added. After 24 hours the solvent was removed by evaporation to leave a residue which was dissolved in

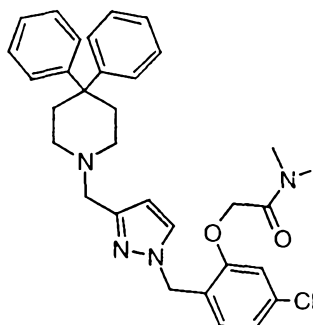
methanol, the solvent was removed and the residue dissolved in 2.0M aqueous hydrogen chloride solution. After 24 hours the product was obtained as a solid (0.39 g), m.p. 260-261 °C.

MS: ESI(+ve) 458.19 (M+H);

5 ¹H NMR δ (d₆-DMSO) 10.4 (bs, 2H), 7.8 (d, 1H), 7.5 -6.8 (m, 13H), 6.42 (d, 1H), 5.2 (s, 2H), 4.2 (d, 2H), 3.5-2.2 (m, 8H).

Example 13

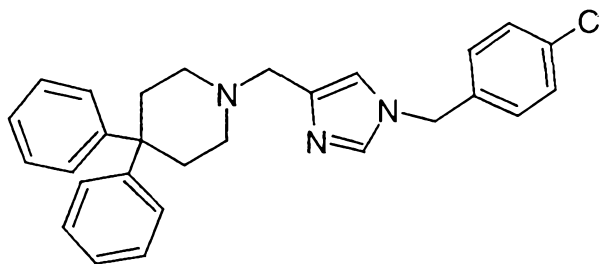
10 2-[5-Chloro-2-({3-[(4,4-diphenyl-1-piperidinyl)methyl]-1H-pyrazol-1-yl)methyl}phenoxy]-N,N-dimethylacetamide hydrochloride



The product of Example 12 (0.1 g) was dissolved in N,N-dimethylformamide (5 ml) in a
 15 10 ml Wheaton vial, cesium carbonate (0.2 g) and 2-chloro-N,N-dimethylacetamide (0.05 g) were added and the mixture heated at 70 °C for 2 hours. The mixture was cooled, water and ethyl acetate were added and the organic phase separated, dried and concentrated to a residue. Purification by chromatography (dichloromethane : methanol : 0.880 ammonia solution, 90:10:1) gave a gum. Treatment with 1.0M ethereal hydrogen chloride solution
 20 gave the product as a solid (0.016 g), m.p. 181-182 °C.

MS: ESI(+ve) 543.25 (M+H);

¹H NMR δ (CDCl₃) 7.7-6.8 (m, 15H), 5.26 (s, 2H), 4.7 (s, 2H), 4.0 (s, 2H), 3.6-2.4 (m, 14H).

1-[[1-(4-Chlorobenzyl)-1H-imidazol-4-yl]methyl]-4,4-diphenylpiperidine dihydrochloride5 (a) [1-(4-Chlorobenzyl)-1H-imidazol-4-yl]methanol

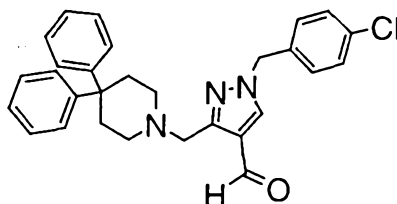
4-Chlorobenzylchloride (1.2 g) was dissolved in N,N-dimethylformamide (20 ml), 4(5)-hydroxymethylimidazole hydrochloride (1.0 g) and potassium carbonate (4 g) were added and the mixture heated at 90 °C for 20 hours. Water and ethyl acetate were added, the organic phase was separated, washed with brine, dried and the solvent removed by
10 evaporation. The residue was purified by chromatography (dichloromethane : methanol, 9:1) to give the product as a mixture of regioisomers (0.5 g). This material was used in the next step without further purification.

(b) 1-[[1-(4-Chlorobenzyl)-1H-imidazol-4-yl]methyl]-4,4-diphenylpiperidine

15 The product of step (a) (0.39 g) was dissolved in toluene (10 ml), triethylamine (0.26 ml) and thionyl chloride (0.13 ml) were added and the mixture stirred at room temperature for 20 hours. The solvent was removed by evaporation, a solution of 4,4-diphenylpiperidine hydrochloride (0.478 g) in dimethylsulphoxide (10 ml) and triethylamine (0.65 ml) added. After 2 hours water and ethyl acetate were added, the organic phase was separated, washed
20 with brine, dried and the solvent removed to leave a gum. Purification by supercritical fluid chromatography gave a solid which was treated with 1.0M ethereal hydrogen chloride solution to give the product as a solid (0.02 g), m.p. 254-255 °C.

MS: APCI(+ve) 442/44 (M+H);

¹H NMR δ (d₆-DMSO) 9.2 (bs, 1H), 8.05 (s, 1H), 7.7-7.0 (m, 15H), 5.4 (s, 2H), 4.4 (s,
25 2H), 3.6-2.6 (m, 8H).

Example 151-(4-Chlorobenzyl)-3-[(4,4-diphenyl-1-piperidiny)methyl]-1H-pyrazole-4-carbaldehyde

5

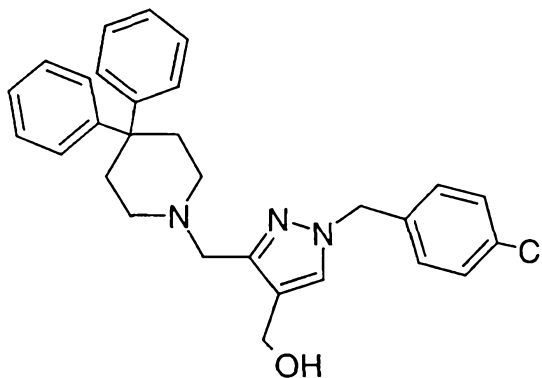
The product of Example 9 (0.11 g) was dissolved in N,N-dimethylformamide (1 ml), phosphorus oxychloride (0.023 ml) was added, the solution was heated at 70 °C for 16 hours, then at 100 °C for 20 hours. The solution was cooled, ice, water and ethyl acetate were added and the organic phase separated and dried. The solvent was removed by evaporation to give a residue which was purified by chromatography (dichloromethane : methanol, 8:2) to give the product as a solid (0.03 g), m.p. 133-134 °C.

10

MS: APCI(+ve) 470 (M+H);

¹H NMR δ (CDCl₃) 10.0 (s, 1H), 7.8 (s, 1H), 7.4-7.0 (m, 14H), 5.2 (s, 2H), 3.7 (s, 2H), 2.7-2.4 (m, 8H).

15

Example 16{1-(4-Chlorobenzyl)-3-[(4,4-diphenyl-1-piperidiny)methyl]-1H-pyrazol-4-yl}methanol

20

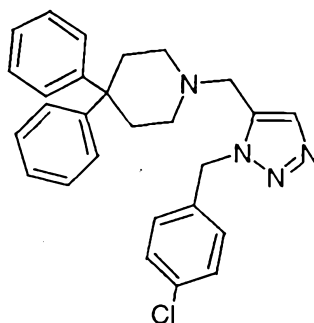
The product of Example 15 (0.05 g) was dissolved in dichloromethane (5 ml) and sodium triacetoxymethylborohydride (0.068 g) added. After 20 hours at room temperature, brine and dichloromethane were added, the organic phase was separated, dried and the solvent removed by evaporation to give a residue. Trituration under ether gave the product as a solid (0.028 g), m.p. 104-105 °C.

MS: ESI(+ve) 472.21 (M+H);

¹H NMR δ (CDCl₃) 7.5-7.0 (m, 15H), 5.34 (bs, 1H), 5.18 (s, 2H), 4.7 (s, 2H), 4.1 (s, 2H), 3.8-2.6 (m, 8H).

Example 17

1-[[1-(4-Chlorobenzyl)-1H-1,2,3-triazol-5-yl]methyl]-4,4-diphenylpiperidine



(a) [1-(4-Chlorobenzyl)-1H-1,2,3-triazol-5-yl]methanol and [1-(4-chlorobenzyl)-1H-1,2,3-triazol-4-yl]methanol

1-Azidomethyl-4-chlorobenzene (5.6 g) was dissolved in dioxane (100 ml), propargyl alcohol (1.67 g) was added and the solution heated under reflux for 72 hours. The solution was cooled, water and ethyl acetate were added, the organic phase separated, and concentrated to an oil. Purification by chromatography (dichloromethane : ethyl acetate, 1:1 to 0:1) gave the products as oils:

First eluted isomer: [1-(4-chlorobenzyl)-1H-1,2,3-triazol-5-yl]methanol (1.66 g);

¹H NMR δ (d₆-DMSO) 7.68 (s, 1H), 7.4-7.2 (dd, 4H), 5.59 (s, 2H), 5.52 (s, 1H), 4.53 (d, 2H).

Second eluted isomer: [1-(4-chlorobenzyl)-1H-1,2,3-triazol-4-yl]methanol (1.76 g);

^1H NMR δ (d_6 -DMSO) 8.0 (s, 1H), 7.46-7.34 (dd, 4H), 5.57 (s, 2H), 5.15 (t, 1H), 4.51 (d, 2H).

(b) 1-[[1-(4-Chlorobenzyl)-1H-1,2,3-triazol-5-yl]methyl]-4,4-diphenylpiperidine

5 The first eluted isomer from step (a) (0.1 g) was dissolved in dichloromethane (2 ml), methanesulphonyl chloride (0.035 ml) and triethylamine (0.062 ml) were added and the mixture stirred at room temperature for 16 hours. A solution of 4,4-diphenylpiperidine hydrochloride (0.122 g) in N,N-dimethylformamide (1 ml) and triethylamine (0.062 ml) were added and the mixture stirred for 48 hours. Ethyl acetate and brine were added, the
10 organic phase separated and concentrated to a gum which was purified by chromatography (dichloromethane :ethyl acetate, 4:1) to give the product a solid which was recrystallised from acetonitrile to give the product as a solid (0.060 g), m.p. 195 °C

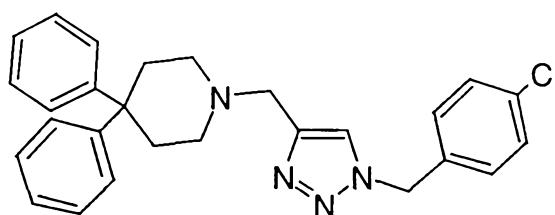
MS: APCI(+ve) 443/5 (M+H);

^1H NMR δ (CDCl_3) 7.6 (s, 1H), 7.35-7.1(m, 14H), 5.65 (s, 2H), 3.2 (s, 2H), 2.36 (bs, 8H).

15

Example 18

1-[[1-(4-Chlorobenzyl)-1H-1,2,3-triazol-4-yl]methyl]-4,4-diphenylpiperidine



20

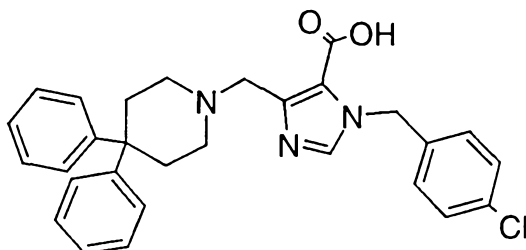
Prepared by the method of Example 17 (b) using the product of Example 17 step (a) second eluted isomer to give a solid. Purification by HPLC gave the product as a solid (0.036 g), m.p. 148 °C.

MS: ESI(+ve) 443.19 (M+H);

25 ^1H NMR δ (CDCl_3) 7.4-7.1 (m, 15H), 5.46 (s, 2H), 3.59 (s, 2H), 2.6 (m, 4H), 2.42 (m, 4H).

Example 19

1-(4-Chlorobenzyl)-4-[(4,4-diphenyl-1-piperidinyl)methyl]-1H-imidazole-5-carboxylic acid



5

(a) Methyl 1-(4-Chlorobenzyl)-4-(hydroxymethyl)-1H-imidazole-5-carboxylate

Prepared by the method of Example 14 step (a) using methyl 4-hydroxymethyl-1H-imidazolecarboxylate (3.69 g) to give the product as a mixture of regioisomers (1.8 g). The mixture was used directly in the next step without further purification.

10

(b) Methyl 1-(4-chlorobenzyl)-4-[(4,4-diphenyl-1-piperidinyl)methyl]-1H-imidazole-5-carboxylate

Prepared by the method of Example 14 step (b) to give an oil which was purified by chromatography (ethyl acetate : triethylamine, 95:5) to give the product as a solid (0.9 g).

¹H NMR δ (CDCl₃) 7.6 (s, 1H), 7.35-7.0 (m, 14H), 5.4 (s, 2H), 3.94 (s, 3H), 3.7 (s, 2H), 2.62 (bm, 4H), 2.45 (m, 4H).

(c) 1-(4-Chlorobenzyl)-4-[(4,4-diphenyl-1-piperidinyl)methyl]-1H-imidazole-5-carboxylic acid

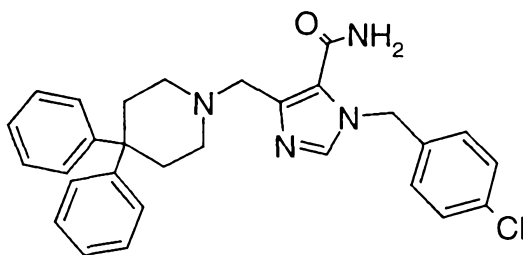
The product of step (b) (0.5 g) was dissolved in methanol (20 ml) and 2N aqueous sodium hydroxide solution (10 ml) added. After 16 hours 2M aqueous hydrochloric acid was added and the pH adjusted to pH 6 by the addition of aqueous sodium bicarbonate solution. Ethyl acetate was added, the organic phase was separated, dried and the solvent removed by evaporation to give the product as a solid (0.35 g), m.p. 135-136 °C.

MS: APCI(+ve) 486/88 (M+H);

^1H NMR δ (CDCl_3) 7.5-7.0 (m, 15H), 5.65 (s, 2H), 3.9 (s, 2H), 3.3 (d, 2H), 2.8 (m, 4H), 2.5 (m, 2H).

Example 20

5 1-(4-Chlorobenzyl)-4-[(4,4-diphenyl-1-piperidinyl)methyl]-1H-imidazole-5-carboxamide



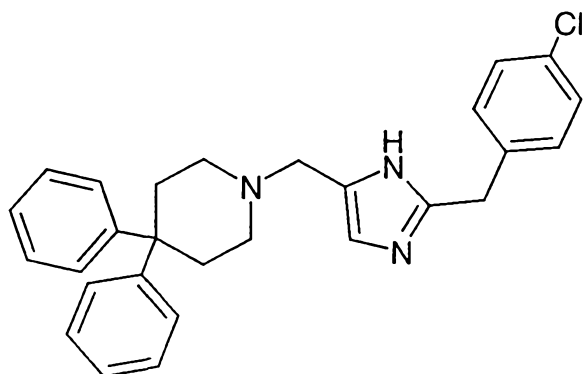
The product of Example 19 (0.03 g) was dissolved in N,N-dimethylformamide (2 ml),
10 N,N-carbonyldiimidazole (0.020 g) was added and the solution heated at 60 °C for 2 hours
and cooled. Aqueous ammonia solution (1 ml) was added and the mixture stirred at room
temperature for 16 hours. Brine and ethyl acetate were added, the organic phase was
separated, dried and the solvent removed by evaporation to give a solid. Trituration under
ether gave the product as a solid (0.014 g), m.p. 227-228 °C.

15 MS: APCI(+ve) 485/87 (M+H);

^1H NMR δ (d_6 -DMSO) 10.4 (bs, 1H), 7.4 (s, 1H), 7.39-7.1 (m, 14H), 5.5 (s, 2H), 5.4 (bs,
2H), 3.6 (s, 2H), 2.7-2.2 (bm, 8H).

Example 21

20 1-[[2-(4-Chlorobenzyl)-1H-imidazol-5-yl]methyl]-4,4-diphenylpiperidine dihydrochloride

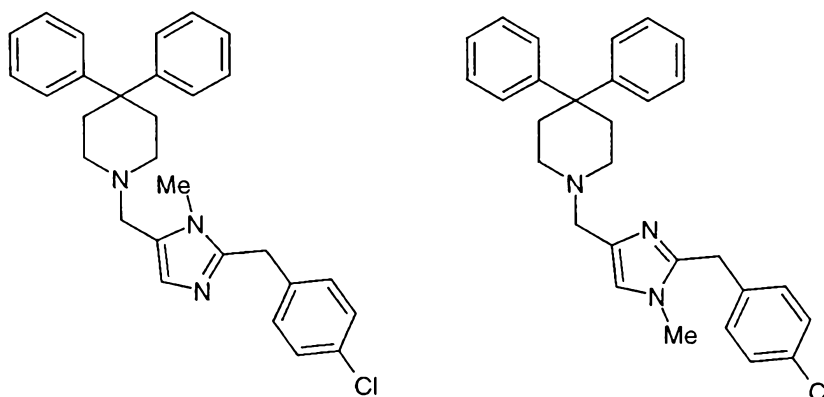


Prepared by the method of Example 14 using 2-(4-chlorobenzyl)-4-(hydroxymethyl)imidazole (1.0 g), and 4,4-diphenylpiperidine (1.23 g) to give a residue which was purified by chromatography (ethyl acetate : methanol, 95:5) to give a solid. This material was further purified by chromatography (dichloromethane : methanol : aqueous ammonia solution, 97:3:0.1) to give a solid, which on treatment with 1.0M ethereal hydrogen chloride solution gave the product as a solid (0.07 g), m.p. 186-187 °C. MS: ESI(+ve) 442.2 (M+H);

¹H NMR δ (CDCl₃) 7.6-7.0 (m, 15H), 4.4 (bs, 2H), 3.6-1.6 (bm, 10H).

Example 22

1-([2-(4-Chlorobenzyl)-1-methyl-1H-imidazol-5-yl]methyl)-4,4-diphenylpiperidine dihydrochloride and 1-([2-(4-Chlorobenzyl)-3-methyl-3H-imidazol-5-yl]methyl)-4,4-diphenylpiperidine dihydrochloride



(a) [2-(4-Chlorobenzyl)-1-methyl-1H-imidazol-5-yl]methanol and [2-(4-chlorobenzyl)-1-methyl-1H-imidazol-4-yl]methanol

2-(4-Chlorobenzyl)-4-(hydroxymethyl)imidazole (1.0 g) was dissolved in
5 N,N-dimethylformamide (20 ml), and sodium hydride (60% dispersion in oil, 0.18 g) added. After 1 hour at room temperature methyl iodide (0.28 ml) was added and the solution stirred at room temperature for 2 hours. Water and ethyl acetate were added, the organic phase separated and the solvent removed to give a gum. Purification by chromatography (dichloromethane : methanol, 97:3) gave the product as a mixture of
10 regioisomers as a solid (0.5 g). This mixture was used directly in the next step without further purification.

(b) 1-[[2-(4-Chlorobenzyl)-1-methyl-1H-imidazol-5-yl]methyl]-4,4-diphenylpiperidine and 1-[[2-(4-Chlorobenzyl)-3-methyl-3H-imidazol-5-yl]methyl]-4,4-diphenylpiperidine

15 Prepared by the method of Example 14 step (b) to give the product as a mixture of regioisomers. Purification by supercritical fluid chromatography gave the separated products as oils.

Treatment of the first eluted oil with 1.0M ethereal hydrogen chloride solution gave the product as a solid (0.01 g), m.p. 252-253 °C.

20 MS: APCI(+ve) 456 (M+H);

¹H NMR δ (CDCl₃) 7.3-7.0 (m, 14H), 6.75 (s, 1H), 4.0 (s, 2H), 3.4 (s, 3H), 3.3 (s, 2H), 2.4 (m, 8H).

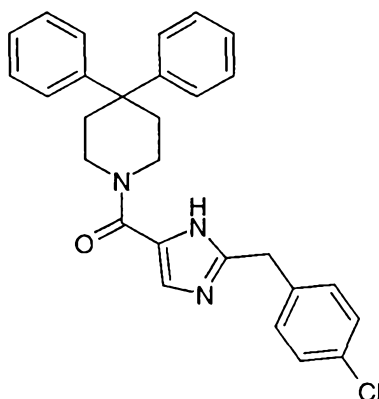
Treatment of the second eluted oil with 1.0M ethereal hydrogen chloride solution gave the product as a solid (0.01 g), m.p. 248-249 °C.

25 MS: APCI(+ve) 456 (M+H);

¹H NMR δ (CDCl₃) 7.3-7.0 (m, 14H), 6.70 (s, 1H), 4.05 (s, 2H), 3.38 (s, 2H), 3.35 (s, 3H), 2.7-2.4 (m, 8H).

Example 23

30 [2-(4-Chlorobenzyl)-1H-imidazol-5-yl](4,4-diphenyl-1-piperidinyl)methanone



(a) Ethyl 2-(4-chlorobenzyl)-1H-imidazole-5-carboxylate

5 4-Chloro-N-hydroxy-benzeneethanimidamide (1.0 g) and ethyl propiolate (0.53 g) were dissolved in methanol (20 ml), heated under reflux for 20 hours and cooled to room temperature. The residue was dissolved in diphenylether, heated under reflux for 1 hour, cooled to room temperature and iso-hexane (300 ml) added. A solid was produced which was collected by filtration, triturated under ether and dried to give the product as a solid
10 (0.1 g).

$^1\text{H NMR } \delta$ (CDCl_3) 7.6 (s, 1H), 7.3 (d, 2H), 7.15 (d, 2H), 4.3 (q, 2H), 4.05 (s, 2H), 1.4 (t, 3H).

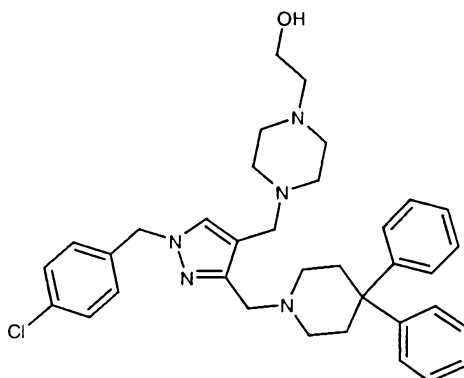
(b) [2-(4-Chlorobenzyl)-1H-imidazol-5-yl](4,4-diphenyl-1-piperidinyl)methanone

The product from step (a) (0.07 g) was dissolved in methanol (5 ml), 2N aqueous sodium
15 hydroxide solution was added and the solution stirred at room temperature for 20 hours. The solvent was removed by evaporation, 2N aqueous hydrochloric acid was added and the solvent removed. The residue was dissolved in thionyl chloride (10 ml), the solution heated under reflux for 2 hours, cooled and evaporated. The residue was dissolved in dichloromethane (5 ml), 4,4-diphenylpiperidine (0.073 g) and triethylamine (1 ml) added
20 and the solution stirred at room temperature for 2 hours. Brine was added, the organic phase separated and the solvent removed to give a residue which was purified by supercritical fluid chromatography to give the product as a solid (0.03 g), m.p. 105-106°C. MS: ESI 456.18 (M+H);

¹H NMR δ (CDCl₃) 7.4 7.0 (m, 15H), 4.05 (s, 2H), 3.9 (bm, 3H), 2.95 (bt, 1H), 2.45 (m, 4H), 1.6 (m, 4H).

Example 24

5 2-[4-({1-(4-Chlorobenzyl)-3-[(4,4-diphenyl-1-piperidiny)methyl]-1H-pyrazol-4-yl)methyl}-1-piperazinyl]-1-ethanol



- 10 The product of Example 15 (0.001 g) was dissolved in N,N-dimethylformamide (0.2 ml), N-(2-hydroxyethyl)piperazine (0.0008 g) and 1 drop of acetic acid were added. After 1 hour a solution of sodium triacetoxyborohydride (0.0013 g) in N,N-dimethylformamide (0.1 ml) was added and the solution shaken at room temperature for 24 hours. The solvent was removed to give the product as an oil.
- 15 MS: APCI (+ve) base peak 583.

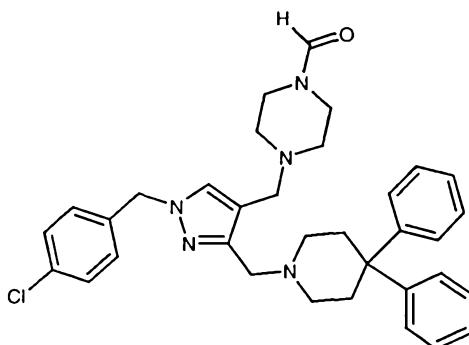
Following the general method of Example 24 and using the appropriate amine, the compounds of Examples 25 to 36 were prepared.

20

Example 25

4-({1-(4-Chlorobenzyl)-3-[(4,4-diphenyl-1-piperidiny)methyl]-1H-pyrazol-4-yl)methyl}-1-piperazinecarbaldehyde

42

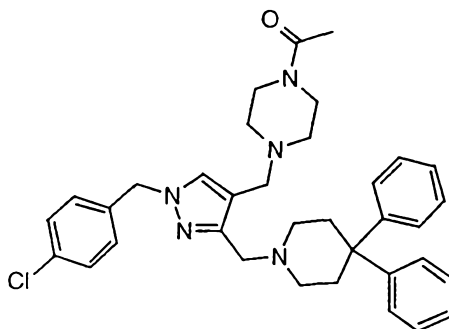


MS: APCI (+ve) base peak 568.

5

Example 26

1-[4-({1-(4-Chlorobenzyl)-3-[(4,4-diphenyl-1-piperidinyl)methyl]-1H-pyrazol-4-yl}methyl)-1-piperazinyl]-1-ethanone



10

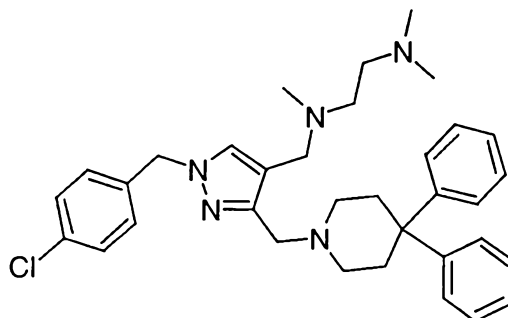
MS: APCI (+ve) base peak 582.

Example 27

N¹-({1-(4-Chlorobenzyl)-3-[(4,4-diphenyl-1-piperidinyl)methyl]-1H-pyrazol-4-yl}methyl)-

15 N¹,N²,N²-trimethyl-1,2-ethanediamine

43

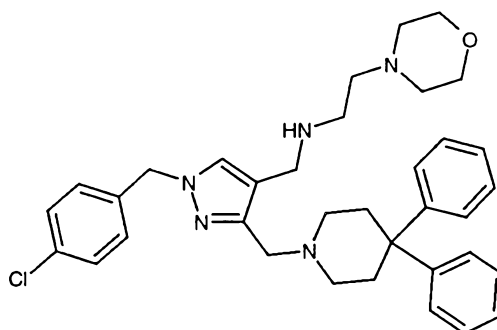


MS: APCI(+ve) base peak 556.

5

Example 28

N-({1-(4-Chlorobenzyl)-3-[(4,4-diphenyl-1-piperidinyl)methyl]-1H-pyrazol-4-yl}methyl)-2-(4-morpholinyl)-1-ethanamine

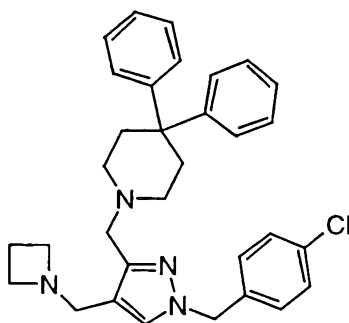


10 MS: APCI (+ve) base peak 584.

Example 29

1-{{[4-(1-Azetidinylmethyl)-1-(4-chlorobenzyl)-1H-pyrazol-3-yl]methyl}-4,4-diphenylpiperidine

15

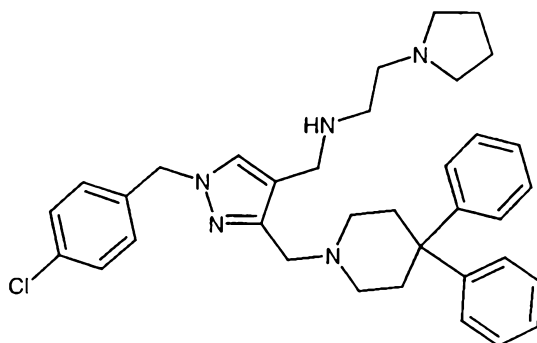


MS: APCI (+ve) base peak 511.

5

Example 30

N-({ 1-(4-Chlorobenzyl)-3-[(4,4-diphenyl-1-piperidinyl)methyl]-1H-pyrazol-4-yl }methyl)-2-(1-pyrrolidinyl)-1-ethanamine



10

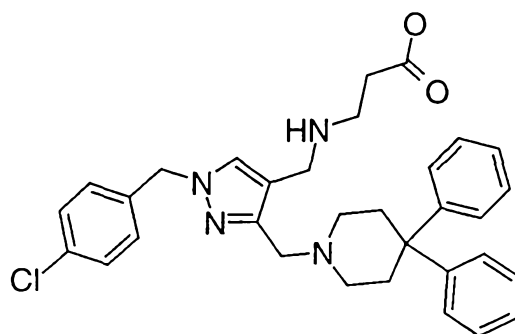
MS: APCI (+ve) base peak 568.

Example 31

N-({ 1-(4-Chlorobenzyl)-3-[(4,4-diphenyl-1-piperidinyl)methyl]-1H-pyrazol-4-yl }methyl)-beta-alanine

15

45

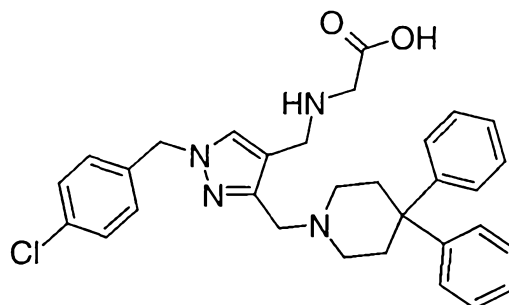


MS: APCI (+ve) base peak 543.

5

Example 32

2-[(1-(4-Chlorobenzyl)-3-[(4,4-diphenyl-1-piperidinyl)methyl]-1H-pyrazol-4-yl)methyl]amino]acetic acid



10

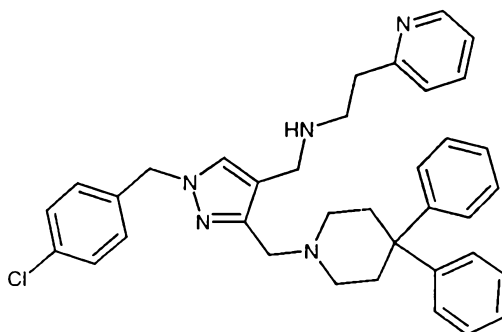
MS: APCI (+ve) base peak 529.

Example 33

N-[(1-(4-Chlorobenzyl)-3-[(4,4-diphenyl-1-piperidinyl)methyl]-1H-pyrazol-4-yl)methyl]-2-(2-pyridinyl)-1-ethanamine

15

46

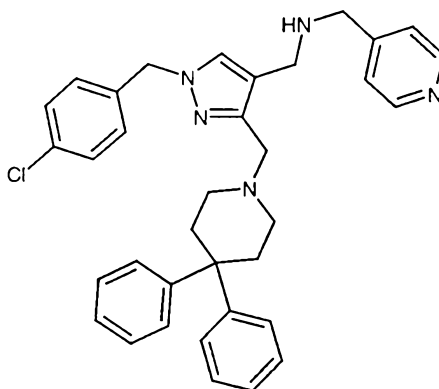


MS: APCI (+ve) base peak 576.

5

Example 34

{1-(4-Chlorobenzyl)-3-[(4,4-diphenyl-1-piperidinyl)methyl]-1H-pyrazol-4-yl}-N-(4-pyridinylmethyl)methanamine



10

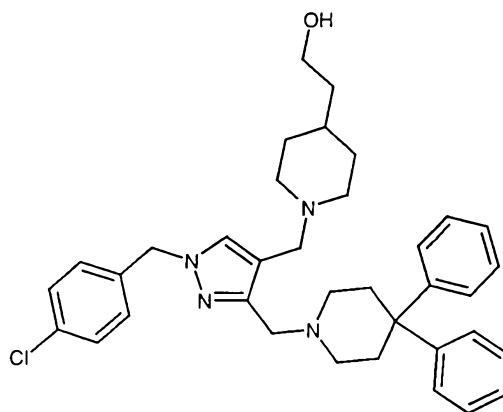
MS: APCI (+ve) base peak 562.

Example 35

2-[1-({1-(4-Chlorobenzyl)-3-[(4,4-diphenyl-1-piperidinyl)methyl]-1H-pyrazol-4-yl)methyl}-4-piperidinyl]-1-ethanol

15

47

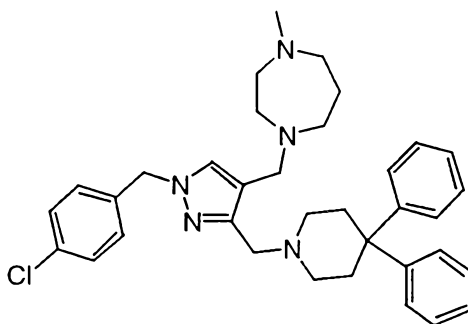


MS: APCI (+ve) base peak 583.

5

Example 36

1-({1-(4-Chlorobenzyl)-3-[(4,4-diphenyl-1-piperidinyl)methyl]-1H-pyrazol-4-yl} methyl)-4-methyl-1,4-diazepane



10

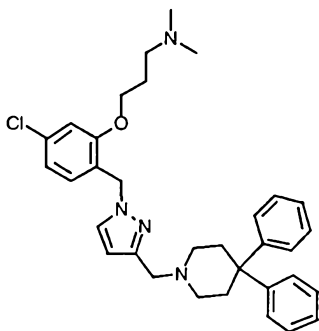
MS: APCI (+ve) base peak 568.

Following the general method of Example 13, the compounds of Examples 37 to 47 were prepared.

15

Example 37

3-[5-Chloro-2-({3-[(4,4-diphenyl-1-piperidinyl)methyl]-1H-pyrazol-1-yl} methyl)phenoxy]-N,N-dimethyl-1-propanamine

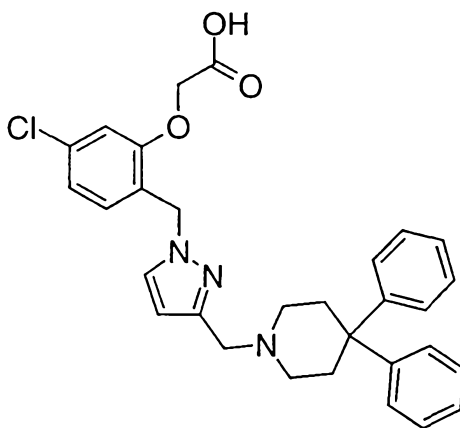


MS: APCI (+ve) base peak 543.

5

Example 38

2-[5-Chloro-2-({3-[(4,4-diphenyl-1-piperidinyl)methyl]-1H-pyrazol-1-yl)methyl}phenoxy]acetic acid

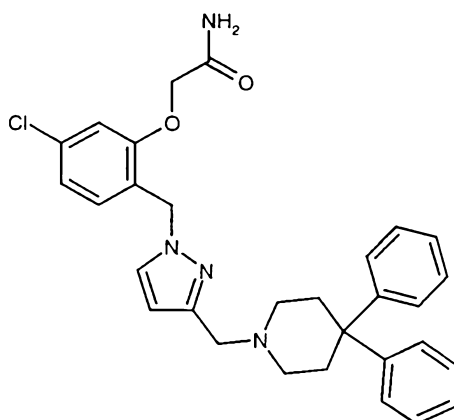


10

MS: APCI (+ve) base peak 516.

Example 39

15 2-[5-Chloro-2-({3-[(4,4-diphenyl-1-piperidinyl)methyl]-1H-pyrazol-1-yl)methyl}phenoxy]acetamide

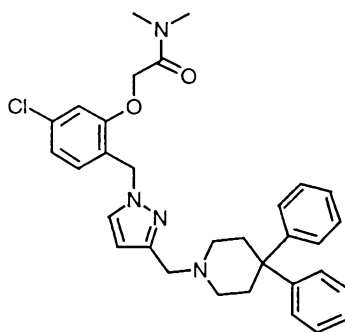


MS: APCI (+ve) base peak 515.

5

Example 40

2-[5-Chloro-2-({3-[(4,4-diphenyl-1-piperidinyl)methyl]-1H-pyrazol-1-yl}methyl)phenoxy]-N,N-dimethylacetamide



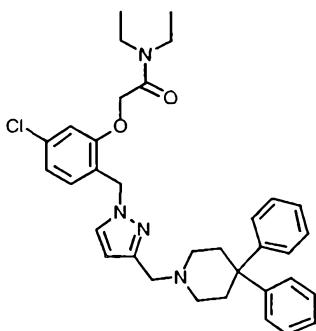
10

MS: APCI (+ve) base peak 543.

Example 41

2-[5-Chloro-2-({3-[(4,4-diphenyl-1-piperidinyl)methyl]-1H-pyrazol-1-yl}methyl)phenoxy]-N,N-diethylacetamide

15

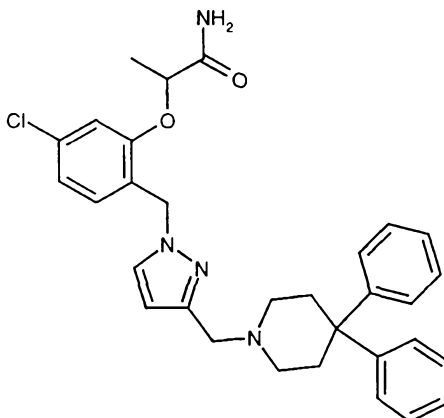


MS: APCI (+ve) base peak 571.

5

Example 42

2-[5-Chloro-2-({3-[(4,4-diphenyl-1-piperidinyl)methyl]-1H-pyrazol-1-yl}methyl)phenoxy]propanamide



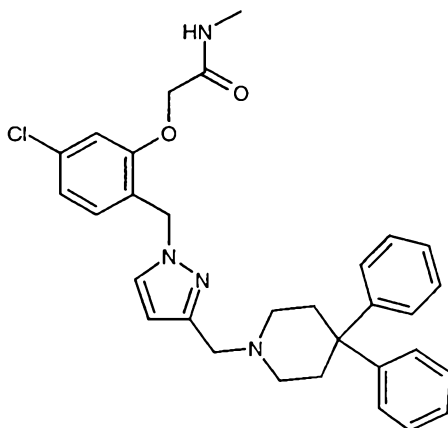
10

MS: APCI (+ve) base peak 529.

Example 43

2-[5-Chloro-2-({3-[(4,4-diphenyl-1-piperidinyl)methyl]-1H-pyrazol-1-yl}methyl)phenoxy]-N-methylacetamide

15

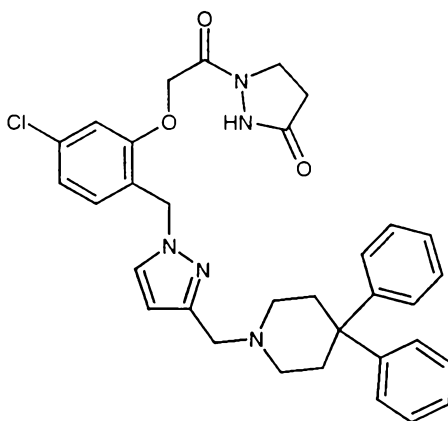


MS: APCI (+ve) base peak 529.

5

Example 44

1-{2-[5-Chloro-2-({3-[(4,4-diphenyl-1-piperidinyl)methyl]-1H-pyrazol-1-yl)methyl}phenoxy]acetyl}-3-pyrazolidinone



10

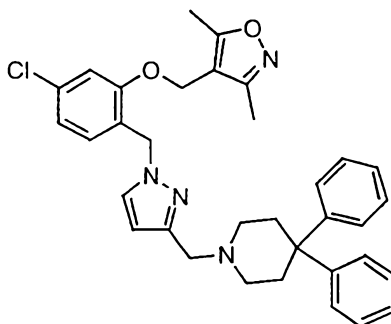
MS: APCI (+ve) base peak 584.

Example 45

1-[(1-{4-Chloro-2-[(3,5-dimethyl-4-isoxazolyl)methoxy]benzyl}-1H-pyrazol-3-yl)methyl]-4,4-diphenylpiperidine

15

52

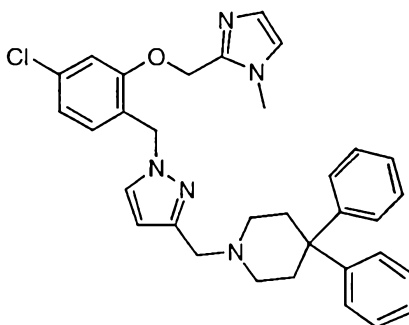


MS: APCI (+ve) base peak 567.

5

Example 46

5-Chloro-2-((3-((4,4-diphenyl-1-piperidinyl)methyl)-1H-pyrazol-1-yl)methyl)phenyl (1-methyl-1H-imidazol-2-yl)methyl ether



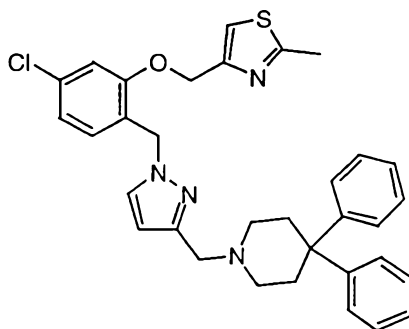
10

MS: APCI (+ve) base peak 552.

Example 47

5-Chloro-2-((3-((4,4-diphenyl-1-piperidinyl)methyl)-1H-pyrazol-1-yl)methyl)phenyl (2-methyl-1,3-thiazol-4-yl)methyl ether

15



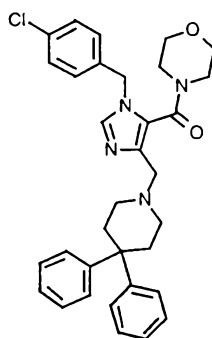
MS: APCI (+ve) base peak 569.

Following the general method of Example 20 and using the appropriate amine, the
5 compounds of Examples 48 to 94 were prepared.

Example 48

{ 1-(4-Chlorobenzyl)-4-[(4,4-diphenyl-1-piperidinyl)methyl]-1H-imidazol-5-yl } (4-
morpholinyl)methanone

10



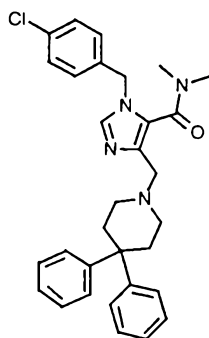
MS: APCI (+ve) base peak 555.

15

Example 49

1-(4-Chlorobenzyl)-4-[(4,4-diphenyl-1-piperidinyl)methyl]-N,N-dimethyl-1H-imidazole-5-
carboxamide

54

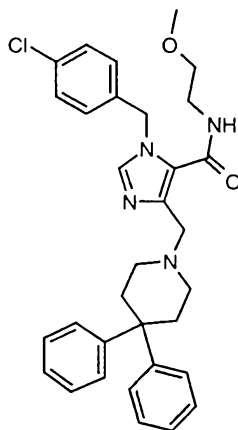


MS: APCI (+ve) base peak 513

5

Example 50

1-(4-Chlorobenzyl)-4-[(4,4-diphenyl-1-piperidinyl)methyl]-N-(2-methoxyethyl)-1H-imidazole-5-carboxamide



10

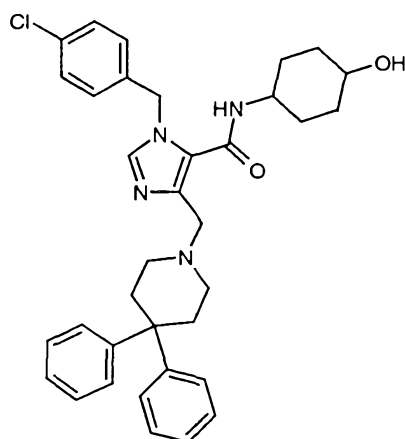
MS: APCI (+ve) base peak 552.

Example 51

1-(4-Chlorobenzyl)-4-[(4,4-diphenyl-1-piperidinyl)methyl]-N-(4-hydroxycyclohexyl)-1H-imidazole-5-carboxamide

15

55

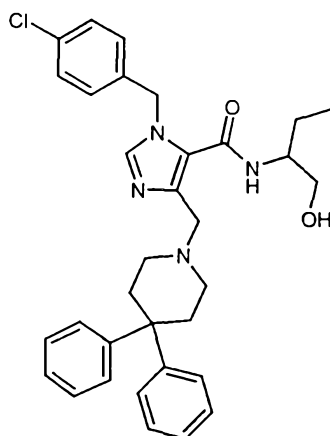


MS: APCI (+ve) base peak 543.

5

Example 52

1-(4-Chlorobenzyl)-4-[(4,4-diphenyl-1-piperidinyl)methyl]-N-[1-(hydroxymethyl)propyl]-1H-imidazole-5-carboxamide



10

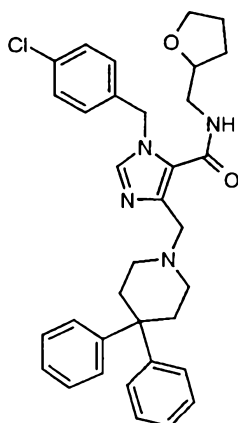
MS: APCI (+ve) base peak 557.

Example 53

1-(4-Chlorobenzyl)-4-[(4,4-diphenyl-1-piperidinyl)methyl]-N-(tetrahydro-2-furanylmethyl)-1H-imidazole-5-carboxamide

15

56

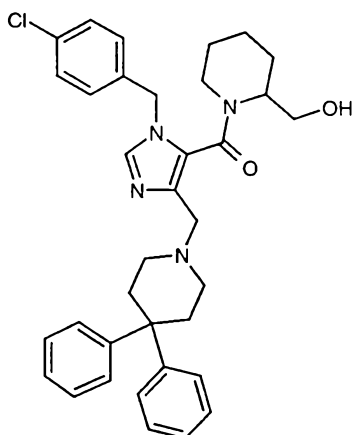


MS: APCI (+ve) base peak 569.

5

Example 54

{1-(4-Chlorobenzyl)-4-[(4,4-diphenyl-1-piperidinyl)methyl]-1H-imidazol-5-yl}[2-(hydroxymethyl)-1-piperidinyl]methanone



10

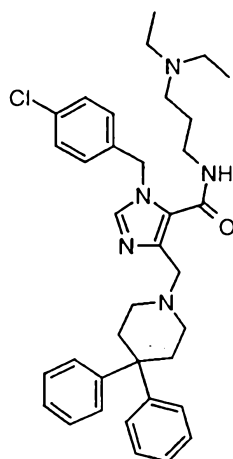
MS: APCI (+ve) base peak 583.

Example 55

1-(4-Chlorobenzyl)-N-[3-(diethylamino)propyl]-4-[(4,4-diphenyl-1-piperidinyl)methyl]-

15 1H-imidazole-5-carboxamide

57

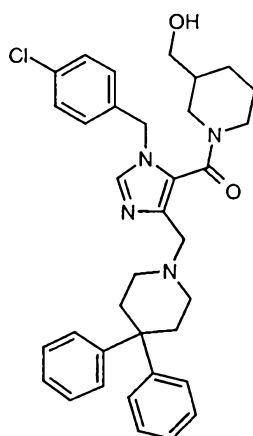


MS: APCI (+ve) base peak 598.

5

Example 56

{1-(4-Chlorobenzyl)-4-[(4,4-diphenyl-1-piperidinyl)methyl]-1H-imidazol-5-yl}[3-(hydroxymethyl)-1-piperidinyl]methanone



10

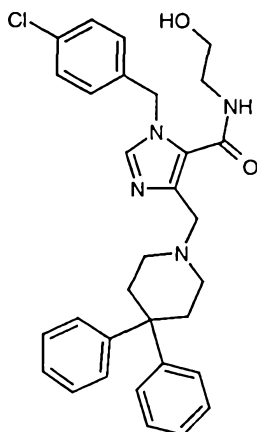
MS: APCI (+ve) base peak 583.

Example 57

1-(4-Chlorobenzyl)-4-[(4,4-diphenyl-1-piperidinyl)methyl]-N-(2-hydroxyethyl)-1H-imidazole-5-carboxamide

15

58

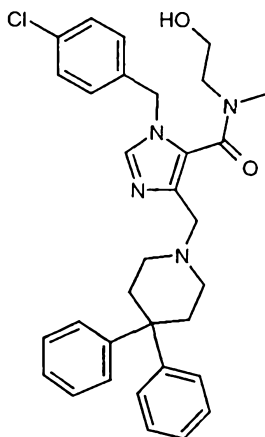


MS: APCI (+ve) base peak 529.

5

Example 58

1-(4-Chlorobenzyl)-4-[(4,4-diphenyl-1-piperidinyl)methyl]-N-(2-hydroxyethyl)-N-methyl-1H-imidazole-5-carboxamide



10

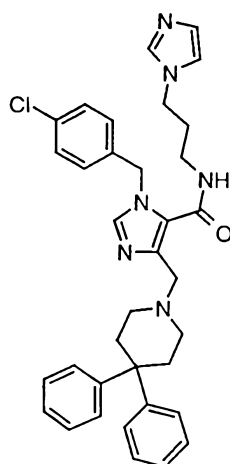
MS: APCI (+ve) base peak 543.

Example 59

1-(4-Chlorobenzyl)-4-[(4,4-diphenyl-1-piperidinyl)methyl]-N-[3-(1H-imidazol-1-yl)propyl]-1H-imidazole-5-carboxamide

15

59

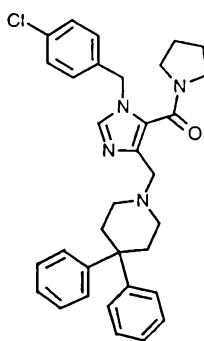


MS: APCI (+ve) base peak 593.

5

Example 60

{1-(4-Chlorobenzyl)-4-[(4,4-diphenyl-1-piperidinyl)methyl]-1H-imidazol-5-yl}(1-pyrrolidinyl)methanone



10

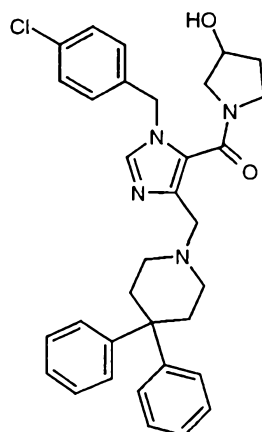
MS: APCI (+ve) base peak 539.

Example 61

{1-(4-Chlorobenzyl)-4-[(4,4-diphenyl-1-piperidinyl)methyl]-1H-imidazol-5-yl}(3-hydroxy-1-pyrrolidinyl)methanone

15

60

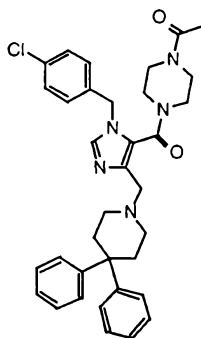


MS: APCI (+ve) base peak 555.

5

Example 62

1-[4-({1-(4-Chlorobenzyl)-4-[(4,4-diphenyl-1-piperidiny)methyl]-1H-imidazol-5-yl}carbonyl)-1-piperazinyl]-1-ethanone



10

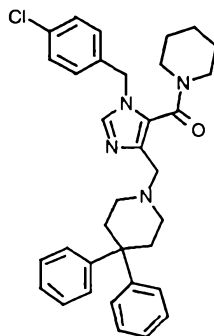
MS: APCI (+ve) base peak 596.

Example 63

{1-(4-Chlorobenzyl)-4-[(4,4-diphenyl-1-piperidiny)methyl]-1H-imidazol-5-yl}(1-piperidiny)methanone

15

61

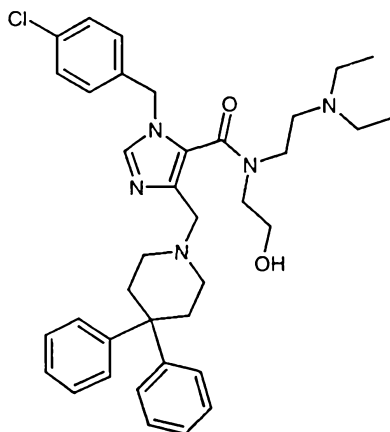


MS: APCI (+ve) base peak 553.

5

Example 64

1-(4-Chlorobenzyl)-N-[2-(diethylamino)ethyl]-4-[(4,4-diphenyl-1-piperidinyl)methyl]-N-(2-hydroxyethyl)-1H-imidazole-5-carboxamide



10

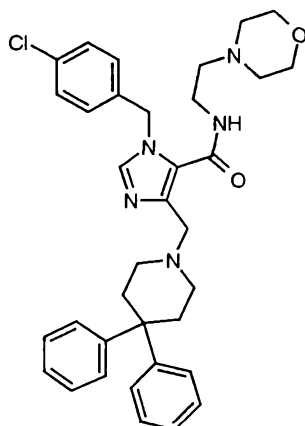
MS: APCI (+ve) base peak 628.

Example 65

1-(4-Chlorobenzyl)-4-[(4,4-diphenyl-1-piperidinyl)methyl]-N-[2-(4-morpholinyl)ethyl]-1H-imidazole-5-carboxamide

15

62

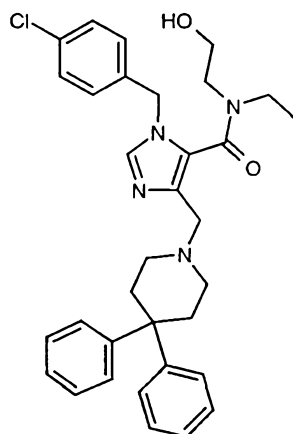


MS: APCI (+ve) base peak 598.

5

Example 66

1-(4-Chlorobenzyl)-4-[(4,4-diphenyl-1-piperidinyl)methyl]-N-ethyl-N-(2-hydroxyethyl)-1H-imidazole-5-carboxamide



10

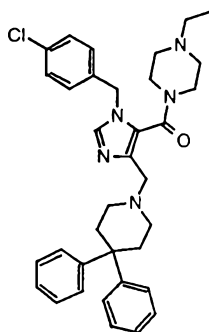
MS: APCI (+ve) base peak 587.

Example 67

{1-(4-Chlorobenzyl)-4-[(4,4-diphenyl-1-piperidinyl)methyl]-1H-imidazol-5-yl}(4-ethyl-1-piperazinyl)methanone

15

63

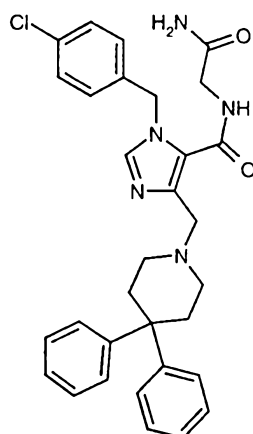


MS: APCI (+ve) base peak 582

5

Example 68

N-(2-Amino-2-oxoethyl)-1-(4-chlorobenzyl)-4-[(4,4-diphenyl-1-piperidinyl)methyl]-1H-imidazole-5-carboxamide



10

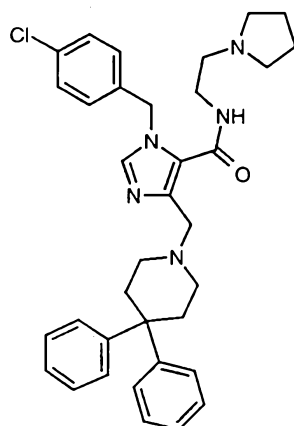
MS: APCI (+ve) base peak 542.

Example 69

1-(4-Chlorobenzyl)-4-[(4,4-diphenyl-1-piperidinyl)methyl]-N-[2-(1-pyrrolidinyl)ethyl]-1H-imidazole-5-carboxamide

15

64

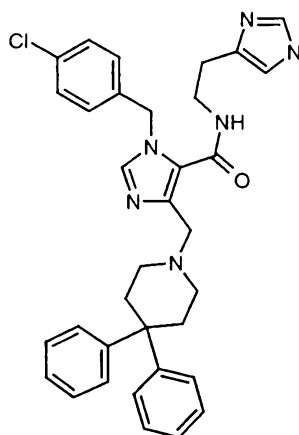


MS: APCI (+ve) base peak 582.

5

Example 70

1-(4-Chlorobenzyl)-4-[(4,4-diphenyl-1-piperidinyl)methyl]-N-[2-(1H-imidazol-4-yl)ethyl]-1H-imidazole-5-carboxamide



10

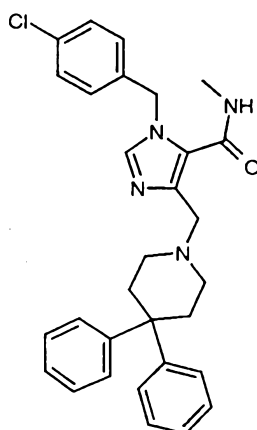
MS: APCI (+ve) base peak 579.

Example 71

1-(4-Chlorobenzyl)-4-[(4,4-diphenyl-1-piperidinyl)methyl]-N-methyl-1H-imidazole-5-carboxamide

15

65

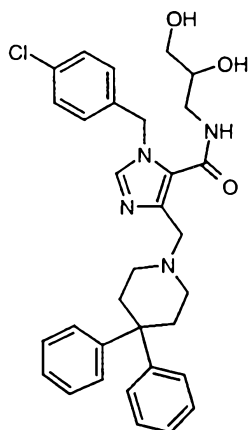


MS: APCI (+ve) base peak 499.

5

Example 72

1-(4-Chlorobenzyl)-N-(2,3-dihydroxypropyl)-4-[(4,4-diphenyl-1-piperidinyl)methyl]-1H-imidazole-5-carboxamide



10

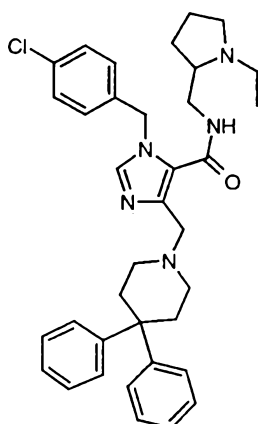
MS: APCI (+ve) base peak 559.

Example 73

1-(4-Chlorobenzyl)-4-[(4,4-diphenyl-1-piperidinyl)methyl]-N-[(1-ethyl-2-pyrrolidinyl)methyl]-1H-imidazole-5-carboxamide

15

66

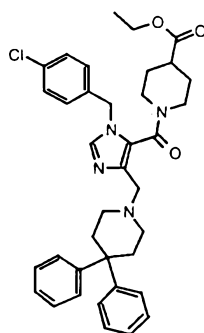


MS: APCI (+ve) base peak 596

5

Example 74

Ethyl 1-({ 1-(4-chlorobenzyl)-4-[(4,4-diphenyl-1-piperidinyl)methyl]-1H-imidazol-5-yl}carbonyl)-4-piperidinecarboxylate



10

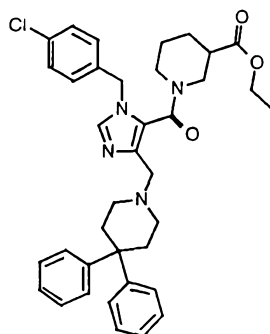
MS: APCI (+ve) base peak 625.

Example 75

Ethyl 1-({ 1-(4-chlorobenzyl)-4-[(4,4-diphenyl-1-piperidinyl)methyl]-1H-imidazol-5-yl}carbonyl)-3-piperidinecarboxylate

15

67

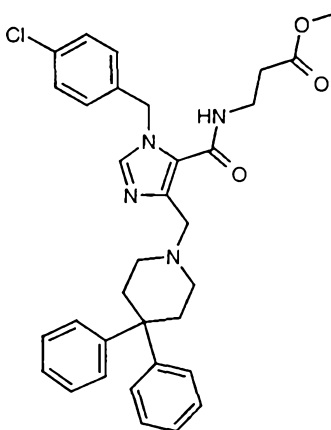


MS: APCI (+ve) base peak 625.

5

Example 76

Methyl 3-[(1-(4-chlorobenzyl)-4-[(4,4-diphenyl-1-piperidinyl)methyl]-1H-imidazol-5-yl)amino]propanoate



10

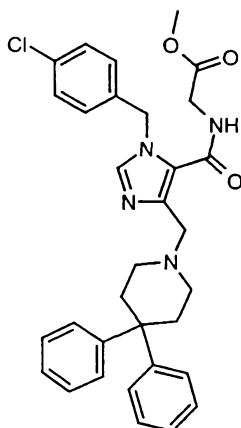
MS: APCI (+ve) base peak 571.

Example 77

Methyl 2-[(1-(4-chlorobenzyl)-4-[(4,4-diphenyl-1-piperidinyl)methyl]-1H-imidazol-5-yl)amino]acetate

15

68

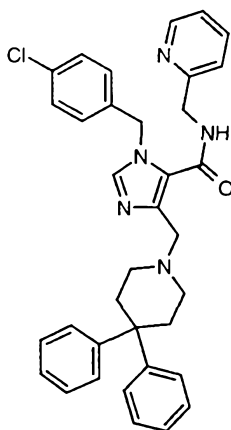


MS: APCI (+ve) base peak 557.

5

Example 78

1-(4-Chlorobenzyl)-4-[(4,4-diphenyl-1-piperidinyl)methyl]-N-(2-pyridinylmethyl)-1H-imidazole-5-carboxamide



10

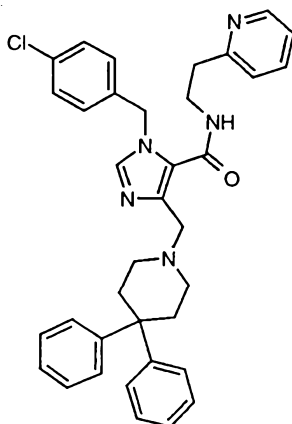
MS: APCI (+ve) base peak 576.

Example 79

1-(4-Chlorobenzyl)-4-[(4,4-diphenyl-1-piperidinyl)methyl]-N-[2-(2-pyridinyl)ethyl]-1H-imidazole-5-carboxamide

15

69

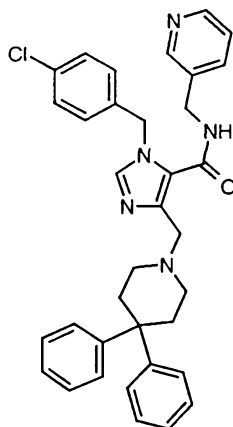


MS: APCI (+ve) base peak 590.

5

Example 80

1-(4-Chlorobenzyl)-4-[(4,4-diphenyl-1-piperidinyl)methyl]-N-(3-pyridinylmethyl)-1H-imidazole-5-carboxamide



10

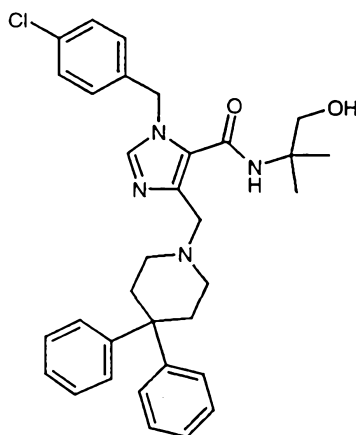
MS: APCI (+ve) base peak 576

Example 81

1-(4-Chlorobenzyl)-4-[(4,4-diphenyl-1-piperidinyl)methyl]-N-(2-hydroxy-1,1-dimethylethyl)-1H-imidazole-5-carboxamide

15

70

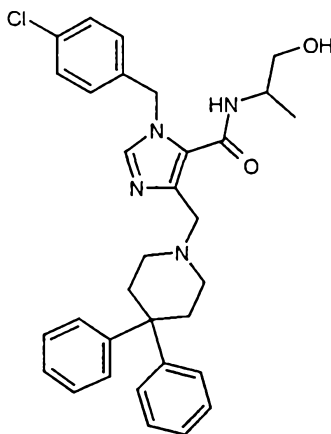


MS: APCI (+ve) base peak 557.

5

Example 82

1-(4-Chlorobenzyl)-4-[(4,4-diphenyl-1-piperidinyl)methyl]-N-(2-hydroxy-1-methylethyl)-1H-imidazole-5-carboxamide



10

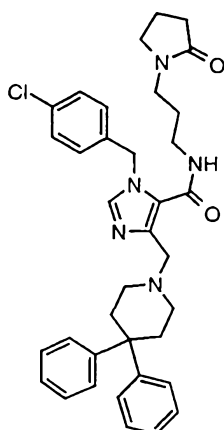
MS: APCI (+ve) base peak 543.

Example 83

1-(4-Chlorobenzyl)-4-[(4,4-diphenyl-1-piperidinyl)methyl]-N-[3-(2-oxo-1-pyrrolidiny)propyl]-1H-imidazole-5-carboxamide

15

71

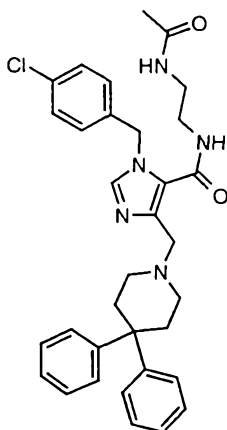


MS: APCI (+ve) base peak 610.

5

Example 84

N-[2-(Acetylamino)ethyl]-1-(4-chlorobenzyl)-4-[(4,4-diphenyl-1-piperidinyl)methyl]-1H-imidazole-5-carboxamide



10

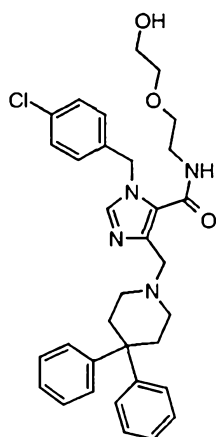
MS: APCI (+ve) base peak 570.

Example 85

1-(4-Chlorobenzyl)-4-[(4,4-diphenyl-1-piperidinyl)methyl]-N-[2-(2-hydroxyethoxy)ethyl]-1H-imidazole-5-carboxamide

15

72

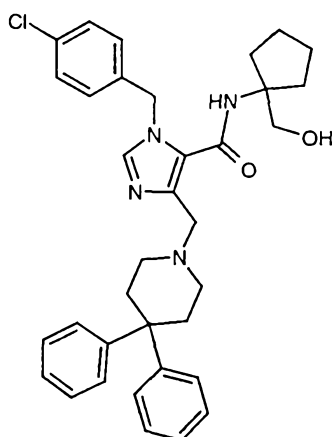


MS: APCI (+ve) base peak 573.

5

Example 86

1-(4-Chlorobenzyl)-4-[(4,4-diphenyl-1-piperidinyl)methyl]-N-[1-(hydroxymethyl)cyclopentyl]-1H-imidazole-5-carboxamide



10

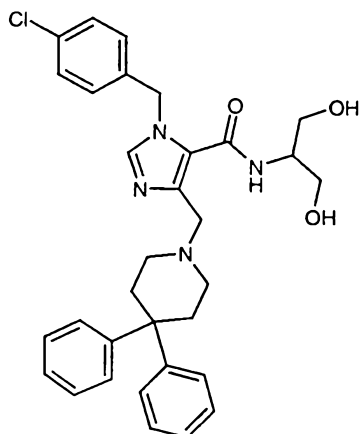
MS: APCI (+ve) base peak 583.

Example 87

1-(4-Chlorobenzyl)-4-[(4,4-diphenyl-1-piperidinyl)methyl]-N-[2-hydroxy-1-(hydroxymethyl)ethyl]-1H-imidazole-5-carboxamide

15

73

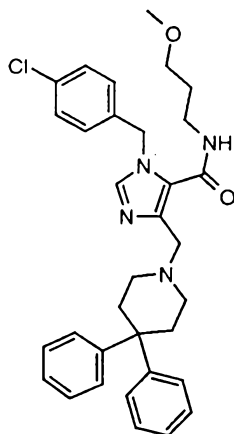


MS: APCI (+ve) base peak 559.

5

Example 88

1-(4-Chlorobenzyl)-4-[(4,4-diphenyl-1-piperidinyl)methyl]-N-(3-methoxypropyl)-1H-imidazole-5-carboxamide



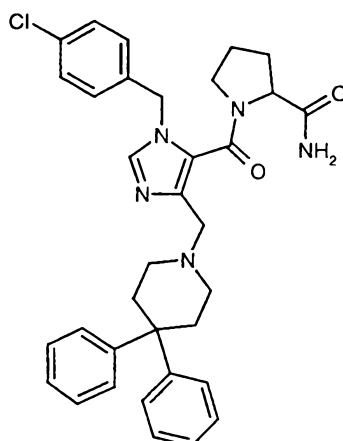
10

MS: APCI (+ve) base peak 557.

Example 89

1-({1-(4-Chlorobenzyl)-4-[(4,4-diphenyl-1-piperidinyl)methyl]-1H-imidazol-5-yl}carbonyl)-2-pyrrolidinecarboxamide

15

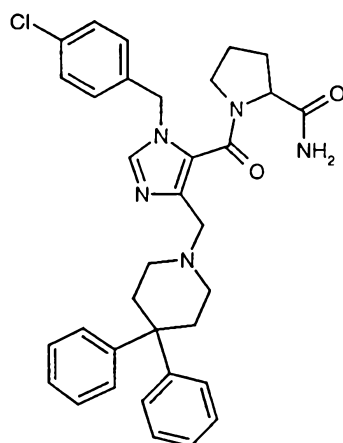


MS: APCI (+ve) base peak 582

5

Example 90

1-((1-(4-Chlorobenzyl)-4-[(4,4-diphenyl-1-piperidinyl)methyl]-1H-imidazol-5-yl)carbonyl)-2-pyrrolidinecarboxamide



10

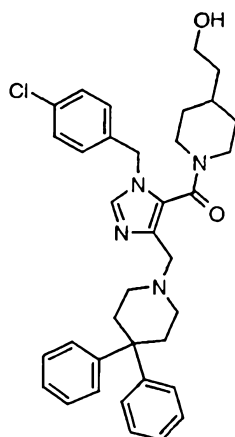
MS: APCI (+ve) base peak 582.

Example 91

{1-(4-Chlorobenzyl)-4-[(4,4-diphenyl-1-piperidinyl)methyl]-1H-imidazol-5-yl}[4-(2-hydroxyethyl)-1-piperidinyl]methanone

15

75

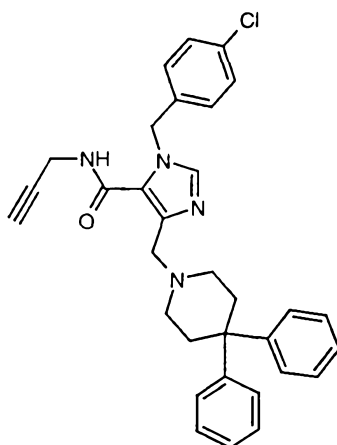


MS: APCI (+ve) base peak 597.

5

Example 92

1-(4-Chlorobenzyl)-4-[(4,4-diphenyl-1-piperidinyl)methyl]-N-(2-propynyl)-1H-imidazole-5-carboxamide



10

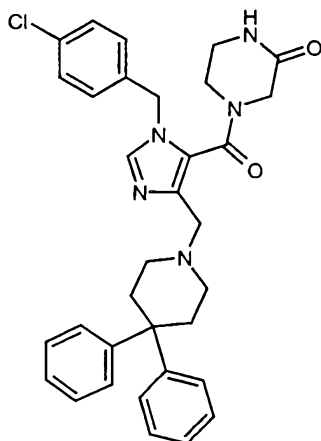
MS: APCI (+ve) base peak 523.

Example 93

4-({ 1-(4-Chlorobenzyl)-4-[(4,4-diphenyl-1-piperidinyl)methyl]-1H-imidazol-5-yl}carbonyl)-2-piperazinone

15

76

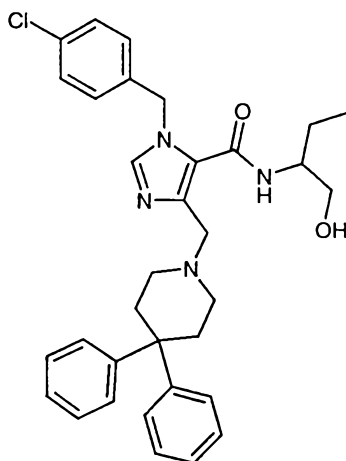


MS: APCI (+ve) base peak 513.

5

Example 94

1-(4-Chlorobenzyl)-4-[(4,4-diphenyl-1-piperidinyl)methyl]-N-[1-(hydroxymethyl)propyl]-1H-imidazole-5-carboxamide



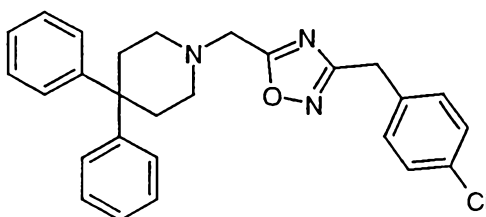
10

MS: APCI (+ve) base peak 557.

Example 95

1-{3-(4-Chlorobenzyl)-[1,2,4]oxadiazol-5-ylmethyl}-4,4-diphenylpiperidine hydrochloride

15



(a) 3-(4-Chlorobenzyl)-[1,2,4]oxadiazole-5-methanol

To a stirred suspension of 4-chloro-N-hydroxy-benzeneethanimidamide (3.0 g) and potassium carbonate (2.46 g) in acetone (60 ml) at 0°C was added a solution of
 5 acetoxyacetylchloride (1.75 ml). After 2 hours the solution was allowed to warm to room temperature, water and dichloromethane were added, the organic phase was separated and concentrated. The residue was dissolved in toluene (100 ml) and the solution heated under reflux for 20 hours, cooled and concentrated to an oil. Purification by chromatography (isohexane : ethyl acetate, 6:1) gave an oil (2.2 g) which was dissolved in methanol (20 ml)
 10 and potassium carbonate (1.15 g) added. The mixture was stirred at room temperature for 16 hours, water and ethyl acetate were added, the organic phase separated and the solvent removed to give an oil (1.6 g).

MS: APCI(+ve) 225/227 (M+H);

¹H NMR δ (CDCl₃) 7.3-7.2 (m, 4H), 4.8 (s, 2H), 4.04 (s, 2H), 2.9 (s, 1H).

15 (b) 1-{3-(4-Chlorobenzyl)-[1,2,4]oxadiazol-5-ylmethyl}-4,4-diphenyl-piperidine hydrochloride

Using the method of Example 17(b), the product of Example 95(a) (0.5g) gave the crude product as an oil. Purification by chromatography (isohexane : ethyl acetate, 3:1) gave a foam which upon treatment with 1.0M ethereal hydrogen chloride solution gave the title
 20 product as a solid (0.15 g), m.p. 161-162 °C

MS: ESI(+ve) 448.18 (M+H);

¹H NMR δ (d₆-DMSO) 7.6-7.2 (m, 15H), 4.76 (s, 2H), 4.13(s, 2H), 3.05 (sb, 4H), 2.5 (sb, 4H).

Pharmacological Analysis

Calcium flux [Ca^{2+}]_i assay

a) Human eosinophils

5 Human eosinophils were isolated from EDTA anticoagulated peripheral blood as previously described (Hansel et al., *J. Immunol. Methods*, 1991, 145, 105-110). The cells were resuspended ($5 \times 10^6 \text{ ml}^{-1}$) and loaded with $5 \mu\text{M}$ FLUO-3/AM + Pluronic F127 2.2 $\mu\text{l/ml}$ (Molecular Probes) in low potassium solution (LKS; NaCl 118mM, MgSO_4 0.8mM, glucose 5.5mM, Na_2CO_3 8.5mM, KCl 5mM, HEPES 20mM, CaCl_2 1.8mM, BSA
10 0.1%, pH 7.4) for one hour at room temperature. After loading, cells were centrifuged at 200g for 5min and resuspended in LKS at $2.5 \times 10^6 \text{ ml}^{-1}$. The cells were then transferred to 96 well FLIPr plates (Poly-D-Lysine plates from Becton Dickinson pre-incubated with $5 \mu\text{M}$ fibronectin for two hours) at 100 $\mu\text{l/well}$. The plate was centrifuged at 200g for 5min and the cells were washed twice with LKS (200 μl ; room temperature).

15

A compound of the Examples was pre-dissolved in dimethylsulphoxide and added to a final concentration of 0.1%(v/v) dimethylsulphoxide. Assays were initiated by the addition of an A_{50} concentration of eotaxin and the transient increase in fluo-3 fluorescence ($I_{\text{Ex}} = 490\text{nm}$ and $I_{\text{Em}} = 520\text{nm}$) monitored using a FLIPR (Fluorometric Imaging Plate Reader,
20 Molecular Devices, Sunnyvale, U.S.A.).

b) Human monocytes

Human monocytes were isolated from EDTA anticoagulated peripheral blood as previously described (Cunoosamy & Holbrook, *J. Leukocyte Biology*, 1998, S2, 13). Cells were
25 resuspended ($5 \times 10^6 \text{ ml}^{-1}$) in LKS and loaded with $5 \mu\text{M}$ FLUO-3/AM + Pluronic F127 2.2 $\mu\text{l/ml}$ (Molecular Probes) for one hour at room temperature. After loading, cells were centrifuged at 200g for 5min and resuspended in LKS at $0.5 \times 10^6 \text{ ml}^{-1}$. The cells were then transferred to 96 well FLIPr plates (Costar). To each well 100 μl of cells were added at a concentration of $0.5 \times 10^6 \text{ ml}^{-1}$. The plates were centrifuged (200g; 5 mins; room
30 temperature) to allow the cells to adhere. After centrifugation the cells were washed twice with LKS (200 μl ; room temperature).

A compound of the Examples was pre-dissolved in dimethylsulphoxide and added to a final concentration of 0.1%(v/v) dimethylsulphoxide. Assays were initiated by the addition of an A_{50} concentration of MIP-1 α and the transient increase in fluo-3 fluorescence (I_{Ex} =490nm and I_{Em} = 520nm) monitored using a FLIPR (Fluorometric Imaging Plate Reader, Molecular Devices, Sunnyvale, U.S.A.).

The compounds of the Examples were found to be antagonists of the eotaxin mediated $[Ca^{2+}]_i$ in human eosinophils and/or antagonists of the MIP-1 α mediated $[Ca^{2+}]_i$ in human monocytes.

Human eosinophil chemotaxis

Human eosinophils were isolated from EDTA anticoagulated peripheral blood as previously described (Hansel et al., *J. Immunol. Methods*, 1991, 145, 105-110). The cells were resuspended at 10×10^6 ml⁻¹ in RPMI containing 200 IU/ml penicillin, 200 μ g/ml streptomycin sulphate and supplemented with 10% HIFCS, at room temperature.

Eosinophils (700 μ l) were pre-incubated for 15 mins at 37° C with 7 μ l of either vehicle or compound (100x required final concentration in 10% dimethylsulphoxide). The chemotaxis plate (ChemoTx, 3 μ m pore, Neuroprobe) was loaded by adding 28 μ l of a concentration of eotaxin (0.1 to 100nM) containing a concentration of a compound according to the Examples or solvent to the lower wells of the chemotaxis plate. The filter was then placed over the wells and 25 μ l of eosinophil suspension were added to the top of the filter. The plate was incubated for 1 hr at 37° C in a humidified incubator with a 95% air/5% CO₂ atmosphere to allow chemotaxis.

The medium, containing cells that had not migrated, was carefully aspirated from above the filter and discarded. The filter was washed once with phosphate buffered saline (PBS) containing 5 mM EDTA to remove any adherent cells. Cells that had migrated through the filter were pelleted by centrifugation (300xg for 5 mins at room temperature) and the filter removed and the supernatant transferred to each well of a 96-well plate (Costar). The

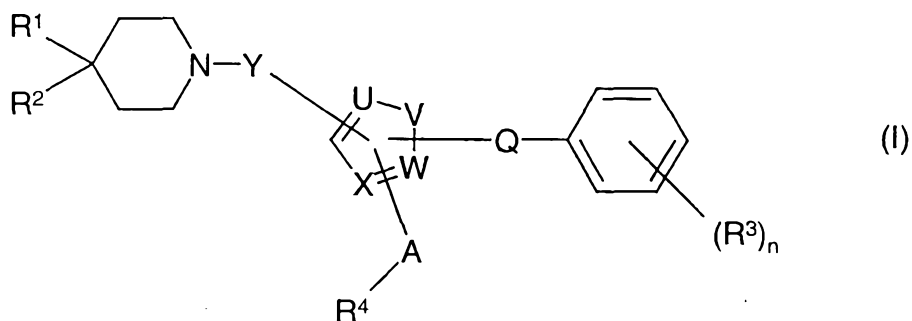
pelleted cells were lysed by the addition of 28 μ l of PBS containing 0.5% Triton x100 followed by two cycles of freeze/thawing. The cell lysate was then added to the supernatant. The number of eosinophils migrating was quantified according to the method of Strath et al., *J. Immunol. Methods*, 1985, 83, 209 by measuring eosinophil peroxidase activity in the supernatant.

5

Certain compounds of the Examples were found to be antagonists of the eotaxin mediated human eosinophil chemotaxis.

CLAIMS

1. A compound of general formula (I)



5

wherein:

R^1 and R^2 independently represent phenyl optionally substituted by halogen, C 1 to 6 alkyl, nitro, cyano, hydroxy, methylenedioxy, C 1 to 6 alkoxy, C 1 to 6 haloalkyl, C 1 to 6 haloalkoxy or C 1 to 6 alkylsulphonyl;

10

each R^3 independently represents halogen, nitro, C 1 to 6 alkyl, cyano, C 1 to 6 haloalkyl, hydroxy or C 1 to 6 alkoxy; each alkoxy group being optionally further substituted by halogen, NR^5R^6 , CO_2R^7 , $CONR^8R^9$, pyrazolidinone, or a five membered heteroaromatic ring incorporating one to three heteroatoms independently selected from N, O and S; said heteroaromatic ring being optionally further substituted by one or more C 1 to 4 alkyl groups;

15

n represents an integer 0 to 3;

20 R^4 represents hydrogen, hydroxy or $NR^{10}R^{11}$;

A represents $-CO-$, $-CH_2-$ or a bond;

Q represents C 1 to 4 alkylene;

25

U, W and X independently represent carbon, optionally substituted by C 1 to 4 alkyl, or nitrogen;

V represents nitrogen, optionally substituted by C 1 to 4 alkyl, or oxygen;

5

Y represents C 1 to 4 alkylene or -CO-;

R^5, R^6, R^7, R^8, R^9 independently represent hydrogen or C 1 to 6 alkyl;

10 R^{10} and R^{11} independently represent hydrogen, C 2 to 6 unsaturated alkyl or C 1 to 6 alkyl; each alkyl group being optionally further substituted by CO_2R^{12} , hydroxy, C 1 to 6 alkoxy, $CONH_2$, $NR^{13}R^{14}$, OCH_2CH_2OH , or a five or six membered saturated or unsaturated heterocyclic ring containing one or two heteroatoms selected from N, O and S; said ring optionally comprising one ring carbon atom that forms a carbonyl group; and said ring
15 being optionally further substituted by C 1 to 4 alkyl;

or the group $NR^{10}R^{11}$ together represents a 4 to 8 membered saturated azacyclic ring system; said ring optionally comprising one additional ring heteroatom selected from N, O and S; said ring optionally comprising one ring carbon atom that forms a carbonyl group;
20 and said ring being optionally further substituted by C 1 to 6 alkyl, C 1 to 6 hydroxyalkyl, hydroxy, CO_2R^{15} , $CONH_2$, CHO or $COCH_3$;

R^{12} and R^{15} independently represent hydrogen or C 1 to 4 alkyl; and

25 R^{13} and R^{14} independently represent hydrogen, C 1 to 4 alkyl or C 1 to 4 alkanoyl;

or a pharmaceutically acceptable salt or solvate thereof.

2. A compound according to claim 1 wherein V represents nitrogen.

30

3. A compound according to claim 1 or claim 2, wherein R³ represents halogen.

4. A compound according to claim 3, wherein R³ represents chlorine.

5. A compound of formula (I), or a pharmaceutically acceptable salt or solvate thereof, according to claim 1 being selected from:

1-[(1-benzyl-1H-pyrazol-3-yl)methyl]-4,4-diphenylpiperidine;

1-[[1-(3-chlorobenzyl)-1H-pyrazol-3-yl]methyl]-4,4-diphenylpiperidine;

1-[[1-(3,4-dimethylbenzyl)-1H-pyrazol-3-yl]methyl]-4,4-diphenylpiperidine;

10 1-[[1-(4-methylbenzyl)-1H-pyrazol-3-yl]methyl]-4,4-diphenylpiperidine;

4,4-diphenyl-1-((1-[4-(trifluoromethyl)benzyl]-1H-pyrazol-3-yl)methyl)piperidine;

1-[[1-(2,4-dichlorobenzyl)-1H-pyrazol-3-yl]methyl]-4,4-diphenylpiperidine;

1-[[1-(3,4-dichlorobenzyl)-1H-pyrazol-3-yl]methyl]-4,4-diphenylpiperidine;

1-[[1-(3,4-difluorobenzyl)-1H-pyrazol-3-yl]methyl]-4,4-diphenylpiperidine;

15 1-[[1-(4-chlorobenzyl)-1H-pyrazol-3-yl]methyl]-4,4-diphenylpiperidine;

1-[[1-(4-fluorobenzyl)-1H-pyrazol-3-yl]methyl]-4,4-diphenylpiperidine;

1-[[1-(4-chloro-2-methoxybenzyl)-1H-pyrazol-3-yl]methyl]-4,4-diphenylpiperidine;

5-chloro-2-((3-[(4,4-diphenyl-1-piperidinyl)methyl]-1H-pyrazol-1-yl)methyl)phenol;

2-[5-chloro-2-((3-[(4,4-diphenyl-1-piperidinyl)methyl]-1H-pyrazol-1-yl)methyl)phenoxy]-

20 N,N-dimethylacetamide;

1-[[1-(4-chlorobenzyl)-1H-imidazol-4-yl]methyl]-4,4-diphenylpiperidine;

1-(4-chlorobenzyl)-3-[(4,4-diphenyl-1-piperidinyl)methyl]-1H-pyrazole-4-carbaldehyde;

{1-(4-chlorobenzyl)-3-[(4,4-diphenyl-1-piperidinyl)methyl]-1H-pyrazol-4-yl}methanol;

1-[[1-(4-chlorobenzyl)-1H-1,2,3-triazol-5-yl]methyl]-4,4-diphenylpiperidine;

25 1-[[1-(4-chlorobenzyl)-1H-1,2,3-triazol-4-yl]methyl]-4,4-diphenylpiperidine;

1-(4-chlorobenzyl)-4-[(4,4-diphenyl-1-piperidinyl)methyl]-1H-imidazole-5-carboxylic acid;

1-(4-chlorobenzyl)-4-[(4,4-diphenyl-1-piperidinyl)methyl]-1H-imidazole-5-carboxamide;

1-[[2-(4-chlorobenzyl)-1H-imidazol-5-yl]methyl]-4,4-diphenylpiperidine;

- 1-{{2-(4-chlorobenzyl)-1-methyl-1H-imidazol-5-yl)methyl}-4,4-diphenylpiperidine;
1-{{2-(4-chlorobenzyl)-3-methyl-3H-imidazol-5-yl)methyl}-4,4-diphenylpiperidine;
[2-(4-chlorobenzyl)-1H-imidazol-5-yl](4,4-diphenyl-1-piperidinyl)methanone;
2-[4-({1-(4-chlorobenzyl)-3-[(4,4-diphenyl-1-piperidinyl)methyl]-1H-pyrazol-4-
5 yl)methyl)-1-piperazinyl]-1-ethanol;
4-({1-(4-chlorobenzyl)-3-[(4,4-diphenyl-1-piperidinyl)methyl]-1H-pyrazol-4-yl)methyl)-1-
piperazinecarbaldehyde;
1-[4-({1-(4-chlorobenzyl)-3-[(4,4-diphenyl-1-piperidinyl)methyl]-1H-pyrazol-4-
yl)methyl)-1-piperazinyl]-1-ethanone;
10 N¹-({1-(4-chlorobenzyl)-3-[(4,4-diphenyl-1-piperidinyl)methyl]-1H-pyrazol-4-yl)methyl)-
N¹,N²,N²-trimethyl-1,2-ethanediamine;
N-({1-(4-chlorobenzyl)-3-[(4,4-diphenyl-1-piperidinyl)methyl]-1H-pyrazol-4-yl)methyl)-
2-(4-morpholinyl)-1-ethanamine;
1-{{4-(1-azetidinylmethyl)-1-(4-chlorobenzyl)-1H-pyrazol-3-yl)methyl}-4,4-
15 diphenylpiperidine;
N-({1-(4-chlorobenzyl)-3-[(4,4-diphenyl-1-piperidinyl)methyl]-1H-pyrazol-4-yl)methyl)-
2-(1-pyrrolidinyl)-1-ethanamine;
N-({1-(4-chlorobenzyl)-3-[(4,4-diphenyl-1-piperidinyl)methyl]-1H-pyrazol-4-yl)methyl)-
beta-alanine;
20 2-[(({1-(4-chlorobenzyl)-3-[(4,4-diphenyl-1-piperidinyl)methyl]-1H-pyrazol-4-
yl)methyl)amino]acetic acid;
N-({1-(4-chlorobenzyl)-3-[(4,4-diphenyl-1-piperidinyl)methyl]-1H-pyrazol-4-yl)methyl)-
2-(2-pyridinyl)-1-ethanamine;
{1-(4-chlorobenzyl)-3-[(4,4-diphenyl-1-piperidinyl)methyl]-1H-pyrazol-4-yl}-N-(4-
25 pyridinylmethyl)methanamine;
2-[1-({1-(4-chlorobenzyl)-3-[(4,4-diphenyl-1-piperidinyl)methyl]-1H-pyrazol-4-
yl)methyl)-4-piperidinyl]-1-ethanol;
1-({1-(4-chlorobenzyl)-3-[(4,4-diphenyl-1-piperidinyl)methyl]-1H-pyrazol-4-yl)methyl)-4-
methyl-1,4-diazepane;

3-[5-chloro-2-({3-[(4,4-diphenyl-1-piperidinyl)methyl]-1H-pyrazol-1-yl)methyl}phenoxy]-
N,N-dimethyl-1-propanamine;

2-[5-chloro-2-({3-[(4,4-diphenyl-1-piperidinyl)methyl]-1H-pyrazol-1-
yl)methyl}phenoxy]acetic acid;

5 2-[5-chloro-2-({3-[(4,4-diphenyl-1-piperidinyl)methyl]-1H-pyrazol-1-
yl)methyl}phenoxy]acetamide;

2-[5-chloro-2-({3-[(4,4-diphenyl-1-piperidinyl)methyl]-1H-pyrazol-1-yl)methyl}phenoxy]-
N,N-dimethylacetamide;

10 2-[5-chloro-2-({3-[(4,4-diphenyl-1-piperidinyl)methyl]-1H-pyrazol-1-yl)methyl}phenoxy]-
N,N-diethylacetamide;

2-[5-chloro-2-({3-[(4,4-diphenyl-1-piperidinyl)methyl]-1H-pyrazol-1-
yl)methyl}phenoxy]propanamide;

2-[5-chloro-2-({3-[(4,4-diphenyl-1-piperidinyl)methyl]-1H-pyrazol-1-yl)methyl}phenoxy]-
N-methylacetamide;

15 1-{2-[5-chloro-2-({3-[(4,4-diphenyl-1-piperidinyl)methyl]-1H-pyrazol-1-
yl)methyl}phenoxy]acetyl}-3-pyrazolidinone;

1-[(1-{4-chloro-2-[(3,5-dimethyl-4-isoxazolyl)methoxy]benzyl}-1H-pyrazol-3-yl)methyl]-
4,4-diphenylpiperidine;

20 5-chloro-2-({3-[(4,4-diphenyl-1-piperidinyl)methyl]-1H-pyrazol-1-yl)methyl}phenyl (1-
methyl-1H-imidazol-2-yl)methyl ether;

5-chloro-2-({3-[(4,4-diphenyl-1-piperidinyl)methyl]-1H-pyrazol-1-yl)methyl}phenyl (2-
methyl-1,3-thiazol-4-yl)methyl ether;

{1-(4-chlorobenzyl)-4-[(4,4-diphenyl-1-piperidinyl)methyl]-1H-imidazol-5-yl}(4-
morpholinyl)methanone;

25 1-(4-chlorobenzyl)-4-[(4,4-diphenyl-1-piperidinyl)methyl]-N,N-dimethyl-1H-imidazole-5-
carboxamide;

1-(4-chlorobenzyl)-4-[(4,4-diphenyl-1-piperidinyl)methyl]-N-(2-methoxyethyl)-1H-
imidazole-5-carboxamide;

30 1-(4-chlorobenzyl)-4-[(4,4-diphenyl-1-piperidinyl)methyl]-N-(4-hydroxycyclohexyl)-1H-
imidazole-5-carboxamide;

1-(4-chlorobenzyl)-4-[(4,4-diphenyl-1-piperidinyl)methyl]-N-[1-(hydroxymethyl)propyl]-1H-imidazole-5-carboxamide;

1-(4-chlorobenzyl)-4-[(4,4-diphenyl-1-piperidinyl)methyl]-N-(tetrahydro-2-furanylmethyl)-1H-imidazole-5-carboxamide;

5 { 1-(4-chlorobenzyl)-4-[(4,4-diphenyl-1-piperidinyl)methyl]-1H-imidazol-5-yl } [2-(hydroxymethyl)-1-piperidinyl]methanone;

1-(4-chlorobenzyl)-N-[3-(diethylamino)propyl]-4-[(4,4-diphenyl-1-piperidinyl)methyl]-1H-imidazole-5-carboxamide;

10 { 1-(4-chlorobenzyl)-4-[(4,4-diphenyl-1-piperidinyl)methyl]-1H-imidazol-5-yl } [3-(hydroxymethyl)-1-piperidinyl]methanone;

1-(4-chlorobenzyl)-4-[(4,4-diphenyl-1-piperidinyl)methyl]-N-(2-hydroxyethyl)-1H-imidazole-5-carboxamide;

1-(4-chlorobenzyl)-4-[(4,4-diphenyl-1-piperidinyl)methyl]-N-(2-hydroxyethyl)-N-methyl-1H-imidazole-5-carboxamide;

15 1-(4-chlorobenzyl)-4-[(4,4-diphenyl-1-piperidinyl)methyl]-N-[3-(1H-imidazol-1-yl)propyl]-1H-imidazole-5-carboxamide;

{ 1-(4-chlorobenzyl)-4-[(4,4-diphenyl-1-piperidinyl)methyl]-1H-imidazol-5-yl } (1-pyrrolidinyl)methanone;

20 { 1-(4-chlorobenzyl)-4-[(4,4-diphenyl-1-piperidinyl)methyl]-1H-imidazol-5-yl } (3-hydroxy-1-pyrrolidinyl)methanone;

1-[4-({ 1-(4-chlorobenzyl)-4-[(4,4-diphenyl-1-piperidinyl)methyl]-1H-imidazol-5-yl } carbonyl)-1-piperazinyl]-1-ethanone;

{ 1-(4-chlorobenzyl)-4-[(4,4-diphenyl-1-piperidinyl)methyl]-1H-imidazol-5-yl } (1-piperidinyl)methanone;

25 1-(4-chlorobenzyl)-N-[2-(diethylamino)ethyl]-4-[(4,4-diphenyl-1-piperidinyl)methyl]-N-(2-hydroxyethyl)-1H-imidazole-5-carboxamide;

1-(4-chlorobenzyl)-4-[(4,4-diphenyl-1-piperidinyl)methyl]-N-[2-(4-morpholinyl)ethyl]-1H-imidazole-5-carboxamide;

30 1-(4-chlorobenzyl)-4-[(4,4-diphenyl-1-piperidinyl)methyl]-N-ethyl-N-(2-hydroxyethyl)-1H-imidazole-5-carboxamide;

{1-(4-chlorobenzyl)-4-[(4,4-diphenyl-1-piperidinyl)methyl]-1H-imidazol-5-yl}(4-ethyl-1-piperazinyl)methanone;

N-(2-amino-2-oxoethyl)-1-(4-chlorobenzyl)-4-[(4,4-diphenyl-1-piperidinyl)methyl]-1H-imidazole-5-carboxamide;

5 1-(4-chlorobenzyl)-4-[(4,4-diphenyl-1-piperidinyl)methyl]-N-[2-(1-pyrrolidinyl)ethyl]-1H-imidazole-5-carboxamide;

1-(4-chlorobenzyl)-4-[(4,4-diphenyl-1-piperidinyl)methyl]-N-[2-(1H-imidazol-4-yl)ethyl]-1H-imidazole-5-carboxamide;

10 1-(4-chlorobenzyl)-4-[(4,4-diphenyl-1-piperidinyl)methyl]-N-methyl-1H-imidazole-5-carboxamide;

1-(4-chlorobenzyl)-N-(2,3-dihydroxypropyl)-4-[(4,4-diphenyl-1-piperidinyl)methyl]-1H-imidazole-5-carboxamide;

1-(4-chlorobenzyl)-4-[(4,4-diphenyl-1-piperidinyl)methyl]-N-[(1-ethyl-2-pyrrolidinyl)methyl]-1H-imidazole-5-carboxamide;

15 ethyl 1-({1-(4-chlorobenzyl)-4-[(4,4-diphenyl-1-piperidinyl)methyl]-1H-imidazol-5-yl}carbonyl)-4-piperidinecarboxylate;

ethyl 1-({1-(4-chlorobenzyl)-4-[(4,4-diphenyl-1-piperidinyl)methyl]-1H-imidazol-5-yl}carbonyl)-3-piperidinecarboxylate;

20 methyl 3-[(1-(4-chlorobenzyl)-4-[(4,4-diphenyl-1-piperidinyl)methyl]-1H-imidazol-5-yl}carbonyl)amino]propanoate;

methyl 2-[(1-(4-chlorobenzyl)-4-[(4,4-diphenyl-1-piperidinyl)methyl]-1H-imidazol-5-yl}carbonyl)amino]acetate;

1-(4-chlorobenzyl)-4-[(4,4-diphenyl-1-piperidinyl)methyl]-N-(2-pyridinylmethyl)-1H-imidazole-5-carboxamide;

25 1-(4-chlorobenzyl)-4-[(4,4-diphenyl-1-piperidinyl)methyl]-N-[2-(2-pyridinyl)ethyl]-1H-imidazole-5-carboxamide;

1-(4-chlorobenzyl)-4-[(4,4-diphenyl-1-piperidinyl)methyl]-N-(3-pyridinylmethyl)-1H-imidazole-5-carboxamide;

30 1-(4-chlorobenzyl)-4-[(4,4-diphenyl-1-piperidinyl)methyl]-N-(2-hydroxy-1,1-dimethylethyl)-1H-imidazole-5-carboxamide;

1-(4-chlorobenzyl)-4-[(4,4-diphenyl-1-piperidinyl)methyl]-N-(2-hydroxy-1-methylethyl)-1H-imidazole-5-carboxamide;

1-(4-chlorobenzyl)-4-[(4,4-diphenyl-1-piperidinyl)methyl]-N-[3-(2-oxo-1-pyrrolidinyl)propyl]-1H-imidazole-5-carboxamide;

5 N-[2-(acetylamino)ethyl]-1-(4-chlorobenzyl)-4-[(4,4-diphenyl-1-piperidinyl)methyl]-1H-imidazole-5-carboxamide;

1-(4-chlorobenzyl)-4-[(4,4-diphenyl-1-piperidinyl)methyl]-N-[2-(2-hydroxyethoxy)ethyl]-1H-imidazole-5-carboxamide;

1-(4-chlorobenzyl)-4-[(4,4-diphenyl-1-piperidinyl)methyl]-N-[1-(hydroxymethyl)cyclopentyl]-1H-imidazole-5-carboxamide;

1-(4-chlorobenzyl)-4-[(4,4-diphenyl-1-piperidinyl)methyl]-N-[2-hydroxy-1-(hydroxymethyl)ethyl]-1H-imidazole-5-carboxamide;

1-(4-chlorobenzyl)-4-[(4,4-diphenyl-1-piperidinyl)methyl]-N-(3-methoxypropyl)-1H-imidazole-5-carboxamide;

15 1-({ 1-(4-chlorobenzyl)-4-[(4,4-diphenyl-1-piperidinyl)methyl]-1H-imidazol-5-yl}carbonyl)-2-pyrrolidinecarboxamide;

1-({ 1-(4-chlorobenzyl)-4-[(4,4-diphenyl-1-piperidinyl)methyl]-1H-imidazol-5-yl}carbonyl)-2-pyrrolidinecarboxamide;

{ 1-(4-chlorobenzyl)-4-[(4,4-diphenyl-1-piperidinyl)methyl]-1H-imidazol-5-yl}{4-(2-hydroxyethyl)-1-piperidinyl}methanone;

1-(4-chlorobenzyl)-4-[(4,4-diphenyl-1-piperidinyl)methyl]-N-(2-propynyl)-1H-imidazole-5-carboxamide;

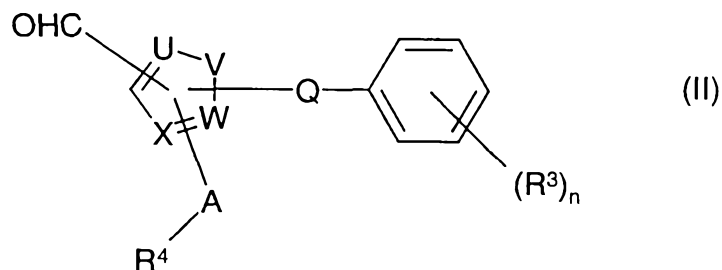
4-({ 1-(4-chlorobenzyl)-4-[(4,4-diphenyl-1-piperidinyl)methyl]-1H-imidazol-5-yl}carbonyl)-2-piperazinone;

25 1-(4-chlorobenzyl)-4-[(4,4-diphenyl-1-piperidinyl)methyl]-N-[1-(hydroxymethyl)propyl]-1H-imidazole-5-carboxamide; and

1-{3-(4-chlorobenzyl)-[1,2,4]oxadiazol-5-ylmethyl}-4,4-diphenylpiperidine.

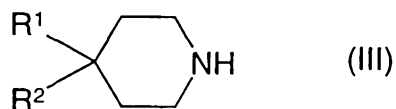
6. A process for the preparation of a compound of formula (I) as defined in claim 1 which
30 comprises:

- (i) when Y represents CH₂,
reductive amination of a compound of general formula (II)



5

wherein R³, R⁴, A, Q, U, V, W, X and n are as defined in Claim 1,
with a compound of formula (III)

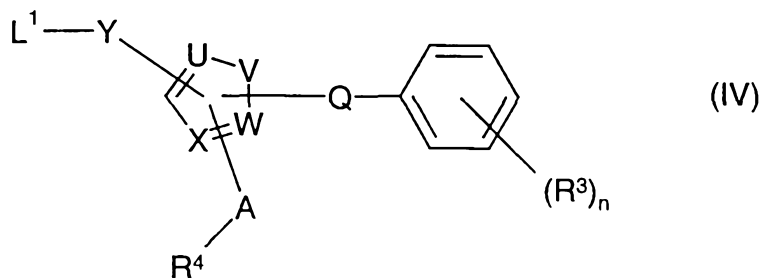


10

wherein R¹ and R² are as defined in Claim 1; or

- (ii) when Y represents C 1 to 4 alkyl,
reacting a compound of general formula (IV)

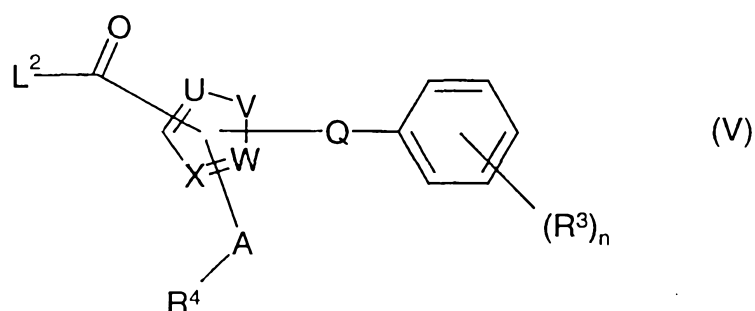
15



wherein R³, R⁴, A, Q, U, V, W, X and n are as defined in Claim 1 and L¹ is a leaving
group,

20 with a compound of formula (III); or

(iii) when Y represents CO,
reacting a compound of general formula (V)

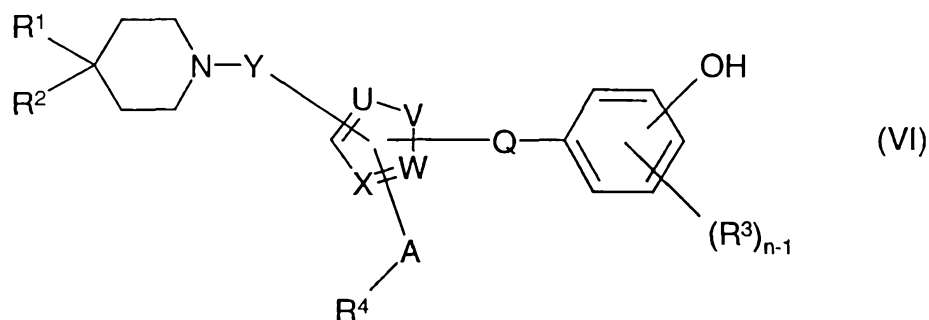


wherein R^3 , R^4 , A, Q, U, V, W, X and n are as defined in Claim 1 and L^2 is a leaving group,

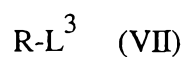
with a compound of formula (III); or

10

(iv) when at least one R^3 group in formula (I) represents optionally substituted C 1 to 6 alkoxy,
reacting a compound of formula (VI)



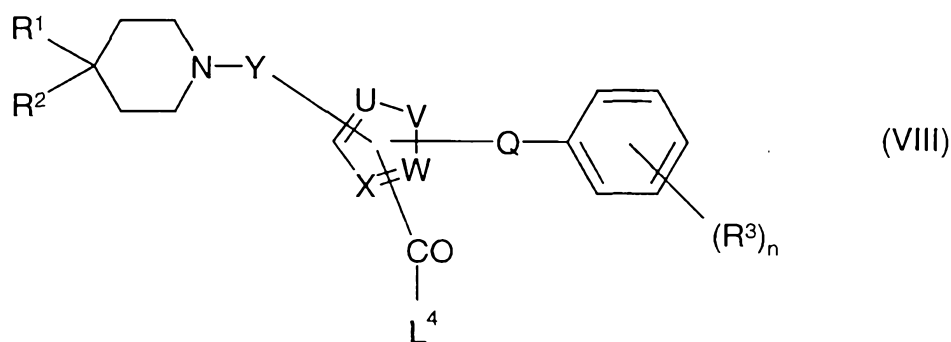
wherein R^1 , R^2 , R^3 , R^4 , A, Q, U, V, W, X, Y and n are as defined in Claim 1,
with a compound of formula (VII)



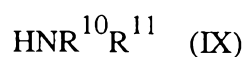
wherein R is such that the resultant group OR represents an optionally substituted C 1 to 6 alkoxy group as defined for R³ in Claim 1, and L³ is a leaving group;

(v) when A represents CO and R⁴ represents NR¹⁰R¹¹,

5 reacting a compound of formula (VIII)

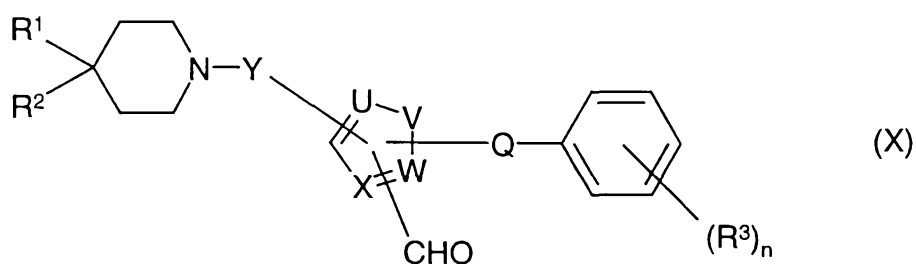


wherein R¹, R², R³, Q, U, V, W, X, Y and n are as defined in Claim 1, and L⁴ is a leaving
 10 group, with a compound of formula (IX)

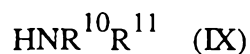


wherein R¹⁰ and R¹¹ are as defined in Claim 1; or

15 (vi) when A represents CH₂ and R⁴ represents NR¹⁰R¹¹,
 reductive amination of a compound of formula (X)



wherein R^1 , R^2 , R^3 , Q , U , V , W , X , Y and n are as defined in Claim 1, with a compound of formula (IX)

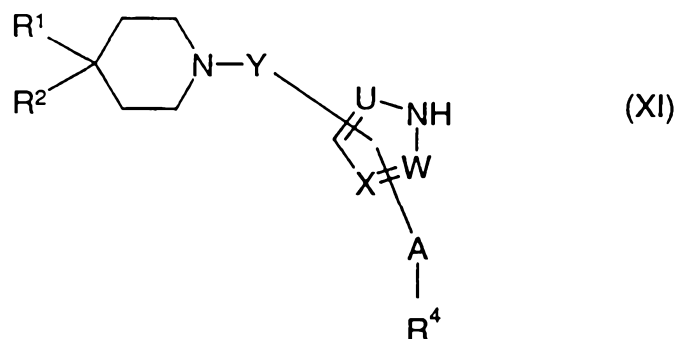


5

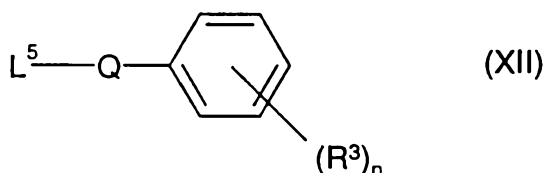
wherein R^{10} and R^{11} are as defined in Claim 1; or

(vii) when Q is bonded to V and V represents nitrogen, reacting a compound of formula (XI)

10



wherein R^1 , R^2 , R^4 , A , U , W , X and Y are as defined in Claim 1, with a compound of formula (XII)



15

wherein R^3 , Q and n are as defined in Claim 1 and L^5 is a leaving group;

and optionally after (i), (ii), (iii), (iv), (v), (vi) or (vii) converting the compound of formula (I) to a further compound of formula (I) and/or forming a pharmaceutically acceptable salt or solvate of the compound of formula (I).

20

7. A pharmaceutical composition comprising a compound of formula (I), or a pharmaceutically acceptable salt or solvate thereof, as claimed in any one of claims 1 to 5 in association with a pharmaceutically acceptable adjuvant, diluent or carrier.

5

8. A process for the preparation of a pharmaceutical composition as claimed in claim 7 which comprises mixing a compound of formula (I), or a pharmaceutically acceptable salt or solvate thereof, as claimed in any one of claims 1 to 5 with a pharmaceutically acceptable adjuvant, diluent or carrier.

10

9. A compound of formula (I), or a pharmaceutically acceptable salt or solvate thereof, as claimed in any one of claims 1 to 5 for use in therapy.

10. Use of a compound of formula (I), or a pharmaceutically acceptable salt or solvate thereof, as claimed in any one of claims 1 to 5 in the manufacture of a medicament for use in therapy.

15

11. Use of a compound of formula (I), or a pharmaceutically acceptable salt or solvate thereof, as claimed in any one of claims 1 to 5 in the manufacture of a medicament for the treatment of human diseases or conditions in which modulation of chemokine receptor activity is beneficial.

20

12. Use of a compound of formula (I), or a pharmaceutically acceptable salt or solvate thereof, as claimed in any one of claims 1 to 5 in the manufacture of a medicament for use in treating chronic obstructive pulmonary disease.

25

13. Use of a compound of formula (I), or a pharmaceutically acceptable salt or solvate thereof, as claimed in any one of claims 1 to 5 in the manufacture of a medicament for use in treating rheumatoid arthritis.

30

14. A method of treating an inflammatory disease in a person suffering from, or at risk of, said disease, which comprises administering to the person a therapeutically effective amount of a compound of formula (I), or a pharmaceutically acceptable salt or solvate thereof, as claimed in any one of claims 1 to 5.