



INTERNATIONAL APPLICATION PUBLISHED UNDER THE PATENT COOPERATION TREATY (PCT)

<p>(51) International Patent Classification ⁷ : C07H 21/00, 21/04</p>	<p>A1</p>	<p>(11) International Publication Number: WO 00/49032</p> <p>(43) International Publication Date: 24 August 2000 (24.08.00)</p>
<p>(21) International Application Number: PCT/US00/04231</p> <p>(22) International Filing Date: 18 February 2000 (18.02.00)</p> <p>(30) Priority Data: 09/252,521 18 February 1999 (18.02.99) US</p> <p>(71) Applicants (for all designated States except US): ISIS PHARMACEUTICALS, INC. [US/US]; 2292 Faraday Avenue, Carlsbad, CA 92008 (US). MCGILL UNIVERSITY [CA/CA]; 3550 University Street, Montreal, Quebec H3A 2A7 (CA).</p> <p>(72) Inventors; and (75) Inventors/Applicants (for US only): MANOHARAN, Muthiah [US/US]; 7634 Reposado Drive, Carlsbad, CA 92009 (US). JUST, George [CA/CA]; 134 Chemin de l'Ile, Ile Cadieux, Quebec J7V 8P3 (CA). GUZAEV, Andrei [RU/US]; 7702 Caminito Leon, Carlsbad, CA 92009 (US). ROLAND, Arlen [FR/CA]; Apartment 307, 390 Rue Rielle, Verdun, Quebec H4G 2S8 (CA). WANG, Jianchao [CN/CA]; 3512 Durocher Street, Apartment 304, Montreal, Quebec H2X 2E6 (CA). JUNG, Michael, E. [US/US]; 2335 Manning Avenue, Los Angeles, CA 90064 (US).</p>	<p>(74) Agents: CALDWELL, John, W. et al.; Woodcock Washburn Kurtz Mackiewicz & Norris LLP, 46th floor, One Liberty Place, Philadelphia, PA 19103 (US).</p> <p>(81) Designated States: AE, AL, AM, AT, AU, AZ, BA, BB, BG, BR, BY, CA, CH, CN, CR, CU, CZ, DE, DK, DM, EE, ES, FI, GB, GD, GE, GH, GM, HR, HU, ID, IL, IN, IS, JP, KE, KG, KP, KR, KZ, LC, LK, LR, LS, LT, LU, LV, MA, MD, MG, MK, MN, MW, MX, NO, NZ, PL, PT, RO, RU, SD, SE, SG, SI, SK, SL, TJ, TM, TR, TT, TZ, UA, UG, US, UZ, VN, YU, ZA, ZW, ARIPO patent (GH, GM, KE, LS, MW, SD, SL, SZ, TZ, UG, ZW), Eurasian patent (AM, AZ, BY, KG, KZ, MD, RU, TJ, TM), European patent (AT, BE, CH, CY, DE, DK, ES, FI, FR, GB, GR, IE, IT, LU, MC, NL, PT, SE), OAPI patent (BF, BJ, CF, CG, CI, CM, GA, GN, GW, ML, MR, NE, SN, TD, TG).</p> <p>Published <i>With international search report. Before the expiration of the time limit for amending the claims and to be republished in the event of the receipt of amendments.</i></p>	
<p>(54) Title: OLIGONUCLEOTIDES HAVING ALKYLPHOSPHONATE LINKAGES AND METHODS FOR THEIR PREPARATION</p>		
<p>(57) Abstract</p> <p>The present invention provides alkylphosphonate dimers and oligonucleotides prepared therefrom. The invention further provides novel methods for the preparation of these alkylphosphonate dimers. Methods for the preparation of substantially diastereomerically pure alkylphosphonate dimers are also provided.</p>		

FOR THE PURPOSES OF INFORMATION ONLY

Codes used to identify States party to the PCT on the front pages of pamphlets publishing international applications under the PCT.

AL	Albania	ES	Spain	LS	Lesotho	SI	Slovenia
AM	Armenia	FI	Finland	LT	Lithuania	SK	Slovakia
AT	Austria	FR	France	LU	Luxembourg	SN	Senegal
AU	Australia	GA	Gabon	LV	Latvia	SZ	Swaziland
AZ	Azerbaijan	GB	United Kingdom	MC	Monaco	TD	Chad
BA	Bosnia and Herzegovina	GE	Georgia	MD	Republic of Moldova	TG	Togo
BB	Barbados	GH	Ghana	MG	Madagascar	TJ	Tajikistan
BE	Belgium	GN	Guinea	MK	The former Yugoslav Republic of Macedonia	TM	Turkmenistan
BF	Burkina Faso	GR	Greece	ML	Mali	TR	Turkey
BG	Bulgaria	HU	Hungary	MN	Mongolia	TT	Trinidad and Tobago
BJ	Benin	IE	Ireland	MR	Mauritania	UA	Ukraine
BR	Brazil	IL	Israel	MW	Malawi	UG	Uganda
BY	Belarus	IS	Iceland	MX	Mexico	US	United States of America
CA	Canada	IT	Italy	NE	Niger	UZ	Uzbekistan
CF	Central African Republic	JP	Japan	NL	Netherlands	VN	Viet Nam
CG	Congo	KE	Kenya	NO	Norway	YU	Yugoslavia
CH	Switzerland	KG	Kyrgyzstan	NZ	New Zealand	ZW	Zimbabwe
CI	Côte d'Ivoire	KP	Democratic People's Republic of Korea	PL	Poland		
CM	Cameroon	KR	Republic of Korea	PT	Portugal		
CN	China	KZ	Kazakstan	RO	Romania		
CU	Cuba	LC	Saint Lucia	RU	Russian Federation		
CZ	Czech Republic	LI	Liechtenstein	SD	Sudan		
DE	Germany	LK	Sri Lanka	SE	Sweden		
DK	Denmark	LR	Liberia	SG	Singapore		
EE	Estonia						

OLIGONUCLEOTIDES HAVING ALKYLPHOSPHONATE LINKAGES AND METHODS FOR THEIR PREPARATION

FIELD OF THE INVENTION

5 The present invention relates to novel methods for the preparation of
alkylphosphonate nucleoside dimers, oligomeric compounds and methods of using such
oligomeric compounds. In accordance with preferred embodiments of the invention, the
present methods provide for the preparation of substantially diastereomerically pure (or
enriched) alkylphosphonate compounds from substantially diastereomerically pure (or
10 enriched) starting materials.

BACKGROUND OF THE INVENTION

Modified oligonucleotides are of great value in molecular biological research and in
applications such as anti-viral therapy. Modified oligonucleotides which can block RNA
translation, and are nuclease resistant, are useful as antisense reagents. One such
15 modification is the alkylphosphonate internucleotide linkage.

There are a number of properties associated with oligonucleotides having
alkylphosphonate internucleoside linkages that are superior to native phosphodiester
internucleotide linkages. The majority of research in this area has been with
methylphosphonates (Miller *et al.*, *Antisense Research and Applications*, 1993, pp. 189-
20 203, Crooke, S.T. and Lebleu, B. (eds) CRC Press, Boca Raton). Oligonucleotides having
methylphosphonate internucleotide linkages are isosteric to natural phosphate groups, have
non-ionic backbones, are resistant to nucleases, have weak interactions with plasma
proteins and can enter cells by passive diffusion or through absorptive endocytosis.

- 2 -

Oligonucleotides having methylphosphonate internucleotide linkages are not substrates for RNase H when duplexed with RNA. When a chimeric oligonucleotide is prepared having a 2'-deoxy region flanked on either side by methylphosphonate regions, the resulting oligonucleotide is able to withstand intracellular nuclease degradation until bound to a target RNA. Upon formation of an oligonucleotide/target RNA duplex the 2'-deoxy region becomes a substrate for RNase H and thus can give rise to a terminating event.

In addition to chemical modifications of the internucleoside linkage, the chirality of each phosphorus containing internucleoside linkage also effects the ability of a modified oligonucleotide to bind to RNA. The standard oxidation of a phosphite to a phosphate internucleotide linkages results in attack on either side of the phosphorous atom resulting in Rp and Sp diastereomers. Modified phosphorus oligonucleotides are racemic mixtures having 2^n isomers, with n equal to the number of intersugar linkages in the oligonucleotide. Thus, a 15-mer modified oligonucleotide, containing 14 asymmetric centers has 2^{14} or 16,384 diastereomers. In view of this, in a racemic mixture, only a small percentage of the oligonucleotides are likely to specifically hybridize to a target mRNA or DNA with optimal affinity.

Backbone chirality may also affect the susceptibility of an oligonucleotide-RNA heteroduplex to RNase H activity. The ability to serve as a template for RNase H has significant therapeutic implications since it has been suggested that RNase H causes cleavage of the RNA component in an RNA-DNA oligonucleotide heteroduplex. For a variety of catalytic reactions, hydrolysis of the phosphodiester backbone of nucleic acids proceeds by a stereospecific mechanism (an in-line mechanism) and inversion of configuration. Therefore, there may be only a small percentage of oligonucleotides in a racemic mixture that contain the correct chirality for maximum hybridization efficiency and termination of translation. Thus, increasing the percentage of internucleotide linkages that are diastereomerically enriched that can serve as substrates for RNase H in a heteroduplex will likely lead to a more efficacious compound for antisense and other oligonucleotide therapies.

Oligonucleotides having pure Rp or Sp methylphosphonate internucleotide linkages have been prepared by a number of routes. The separation of a mixture of H-phosphonate diastereomers into pure Rp and Sp stereoisomers followed by alkylation with retention of

- 3 -

configuration has given the corresponding pure Sp or Rp methylphosphonate (Seela, F., Kretschmer, U., *J. Org. Chem.*, **1991**, 56, 3861-3869). Another method requires the separation of a mixture of Rp and Sp 5'-O-protected-2'-O-deoxynucleosyl-3'-O-methylphosphinate (International Patent Application PCT/US93/06251, entitled "Trivalent
5 Synthesis of Oligonucleotides Containing Stereospecific Alkylphosphonates and Arylphosphonates", filed June 30, 1993), 3'-O-methylphosphonate (Jaworskamaslanka *et al.*, *Antisense & Nucleic Acid Drug Development*, **1997**, 7, 23-30), or -3'-O-methylphosphonothioate (International Patent Application PCT/US93/06277, entitled "Pentavalent synthesis of Oligonucleotides Containing Stereospecific Alkylphosphonates
10 and Arylphosphonates", filed June 30, 1993) before their stereoselective incorporation in the oligonucleotide.

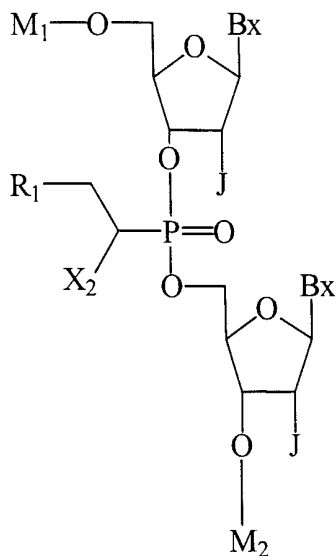
The incorporation of alkylphosphonate internucleoside linkages into modified oligonucleotide has been limited to only a few groups. The primary group that has been used is the methylphosphonate group. The use of benzylphosphonate internucleotide
15 linkages is another group that has been synthesized (Eisenhardt *et al.*, *Nucleosides & Nucleotides*, **1997**, 16, 1669-1672).

The synthesis of a T-T dimer having a phosphorothioate internucleoside linkage has been previously reported using chiral auxiliary indole-oxazaphosphorine with 3'-O-TBDPS-thymidine in the presence of several equivalents of 1,8-diazabicyclo[5.4.0]undec-7-
20 ene (DBU) (Wang, J.C., Just, G., *Tetrahedron Lett.*, **1997**, 38, 3797-3800). After removal of the chiral auxiliary and sulfurization, the T-T phosphorothioate dimer is isolated in very high diastereomeric excess.

There remains a need for improved methods for preparing alkylphosphonates. There is further need for methods for preparing alkylphosphonates that are substantially
25 diastereomerically pure or enriched. The present invention is directed to these, as well as other, important ends.

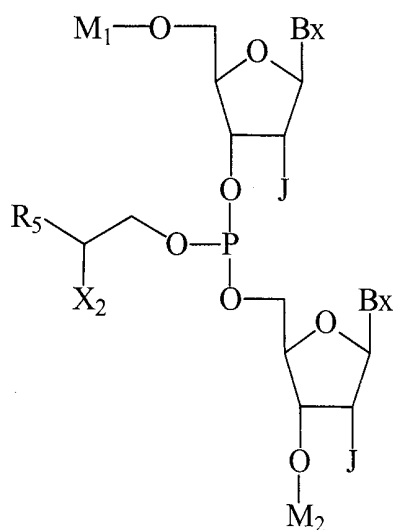
SUMMARY OF THE INVENTION

The present invention provides processes for preparing alkylphosphonate compounds having the structure:



5 wherein each M_1 and M_2 independently, are hydrogen or a hydroxyl protecting group or one of M_1 and M_2 is hydrogen or a hydroxyl protecting group and the other of M_1 and M_2 is a covalent attachment to a solid support. In the foregoing structure, each J is, independently, hydrogen, a 2'-substituent group, or a protected 2'-substituent group and R_1 is an electron withdrawing group. In such compounds, X_2 is hydrogen or $-(CH_2)_m-E_2$; E_2 is
 10 hydrogen, alkyl, aryl, aralkyl, substituted aryl, a heterocycle, mixed heterocycle or heteroaryl and m is 0, 1, 2 or 3. Each Bx is a heterocyclic base moiety, preferably of the type associated with nucleobases, such as the preferred purines and pyrimidines. The methods comprise the steps of selecting a dimeric trialkylphosphite compound of the structure:

- 5 -



and treating said dimeric trialkylphosphite compound, in a solvent, with a base under conditions of time temperature and pressure to form said alkylphosphonate compound.

It is preferred that one of M_1 and M_2 be a hydroxyl protecting group and the other of
 5 M_1 and M_2 be a covalent attachment to a solid support. In other preferred embodiments, both of M_1 and M_2 are hydroxyl protecting groups. It is preferred for some embodiments, that the electron withdrawing group be CN, COOR_5 wherein R_5 is C_1 - C_8 alkyl, NO_2 , CF_3 , aryl, halogen or substituted aryl wherein said substituents are halogen, cyano, C_1 - C_6 alkyl, perhalo C_1 - C_3 , alkyl, alkoxy, nitro, nitroso or carboxylate, with CN or NO_2 being more
 10 preferred. In some preferred embodiments, X_2 is H and R_1 is CN.

In the processes of the invention, the alkylphosphonate compound is prepared as substantially a single diastereomer. It is also preferred that the dimeric trialkylphosphite compound be substantially diastereomerically pure as well.

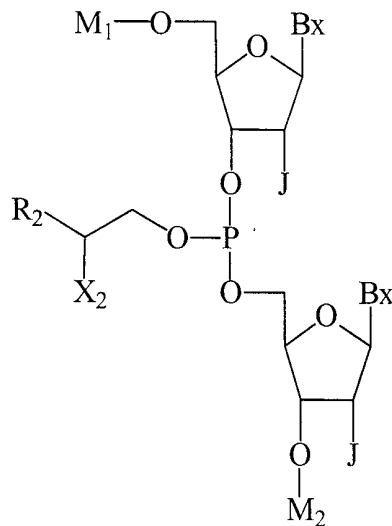
In accordance with some embodiments, it has been found useful for the base to be

- 6 -

1,8-diazabicyclo[5.4.0]undec-7-ene (DBU), diisopropylethylamine (Hunig's base), a secondary amine, piperidine, morpholine, or piperazine. It is preferred that the solvent be DMF, DMSO, THF, THP or CH₃CN.

In accordance with other embodiments, the processes of the invention further
 5 comprise treating the alkylphosphonate compound with a chemical compound under conditions of time, temperature and pressure effective to reduce or modify said electron withdrawing group and optionally treating said alkylphosphonate compound having said reduced or modified electron withdrawing group with a chemical functional group having a reactive moiety thereon, to form an alkylphosphonate compound of the structure:

10



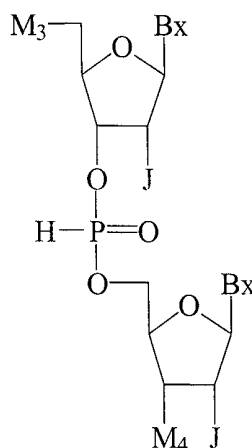
wherein each M₁ and M₂ independently, are hydrogen or a hydroxyl protecting group or

- 7 -

one of M_1 and M_2 is hydrogen or a hydroxyl protecting group and the other of M_1 and M_2 is a covalent attachment to a solid support. J is, independently, hydrogen, a 2'-substituent group or a protected 2'-substituent group, while R_2 is a group having the formula -
 $(CH_2)_m N(R_3)(R_4)$, $-N(R_3)(R_4)$, or $-C(O)N(R_3)(R_4)$. Each R_3 and R_4 independently, are H, C_1 -
 5 C_{10} alkyl, C_1 - C_{10} alkylamino, C_1 - C_{10} alkyl substituted alkylamino or a nitrogen protecting group; each X_2 is hydrogen or $-(CH_2)_m-E_2$; and E_2 is hydrogen, alkyl, aryl, aralkyl, substituted aryl, a heterocycle, mixed heterocycle or heteroaryl. It is preferred that each m be, independently, 0, 1, 2 or 3; and that Bx be a heterocyclic base moiety.

In the foregoing processes, the chemical compound is preferably a reducing agent,
 10 especially $BH_3 \cdot SMe_2$, $NaBH_4$ and $CoCl_2 \cdot 6H_2O$, or $LiBH_4/MeOH$ and diglyme. In other embodiments, X_2 is H and R_2 is $-CH_2N(H)(R_3)$ where R_3 is C_1 - C_{10} alkyl. The chemical compound is preferably ammonia, a primary amine or a secondary amine wherein the substituents are C_1 - C_{10} alkyl, such as methylamine, dimethylamine, or dimethylamino-ethlyamine.

15 The invention also features processes for preparing an alkylphosphonate compound of the structure:



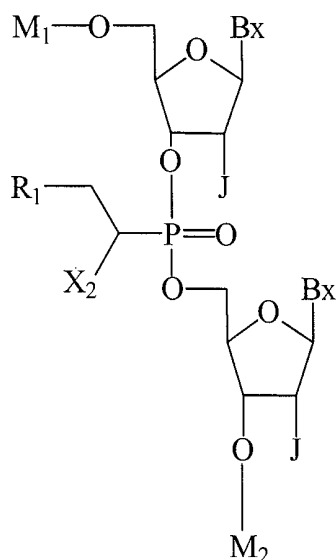
wherein each M_1 and M_2 independently, are hydrogen or a hydroxyl protecting group or
 one of M_1 and M_2 is hydrogen or a hydroxyl protecting group and the other of M_1 and M_2 is
 20 a covalent attachment to a solid support. Preferably, each J is, independently, hydrogen, a

- 8 -

2'-substituent group, or a protected 2'-substituent group; R_1 is an electron withdrawing group;

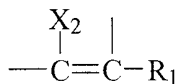
X_2 is hydrogen or $-(CH_2)_m-E_2$; and E_2 is hydrogen, alkyl, aryl, aralkyl, substituted aryl, a heterocycle, mixed heterocycle or heteroaryl. M is preferably 0, 1, 2 or 3; and Bx is a

5 heterocyclic base moiety. The processes comprise the steps of: selecting an H-phosphonate compound of the structure:



and treating said H-phosphonate compound with an α,β -unsaturated compound of the structure:

10



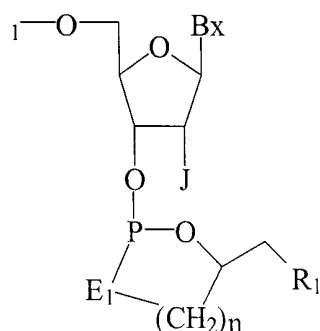
- 9 -

in a solvent under conditions of time temperature and pressure to form said alkylphosphonate compound. In preferred embodiments, the H-phosphonate compound is treated with a silylating agent under conditions of time temperature and pressure to form a silyl intermediate prior to said treatment with said α,β -unsaturated compound. Preferably, the silylating agent is N,O-bis(trimethylsilyl)trifluoroacetamide, trimethylsilyl chloride in pyridine, 1-trimethylsilyl imidazole, 3-TMS-2-oxazolidinone, 1-TMS-1,2,4-triazole, or Bis-TMS urea.

It is preferred that one of M_1 and M_2 be a hydroxyl protecting group and the other of M_1 and M_2 is a covalent attachment to a solid support, although both of M_1 and M_2 can be hydroxyl protecting groups. It is preferred that the alkylphosphonate compound be prepared as substantially a single diastereomer and that the trialkylphosphite, itself, be substantially diastereomerically pure.

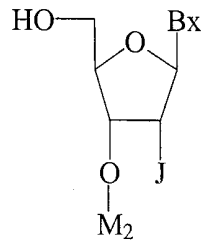
Alkylphosphonate compound can also be prepared in accordance with the invention by starting with a cyclic phosphoramidite compound of the structure:

15



wherein said E_1 is covalently attached to P by a N-P bond of said nitrogen containing heterocycle, nitrogen containing mixed heterocycle or nitrogen containing heteroaryl moiety to P. The cyclic structure is then treated with a base under conditions of time temperature and pressure to form an intermediate compound. The intermediate compound is then reacted with a further compound of the structure:

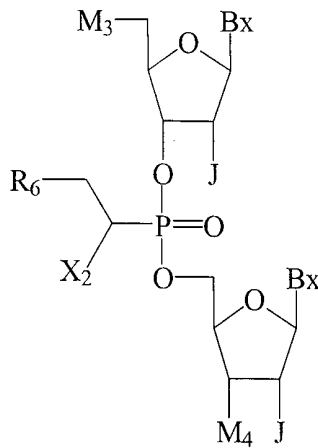
- 10 -



under conditions of time, temperature and pressure to form the alkylphosphonate compound.

The present invention also provides compounds of the structure:

5



wherein

Each M_3 and M_4 independently, are OH, a protected hydroxyl, a linkage to a solid support, an activated phosphate group, an activated phosphite group, a reactive group for forming an internucleotide linkage, a nucleotide, a nucleoside, or an oligonucleotide.

- 10 Each J is, independently, hydrogen or a 2'-substituent group; R_6 is an electron withdrawing group or a group having the formula $-(CH_2)_nN(R_3)(R_4)$; each R_3 and R_4 independently, are H, C_1 - C_{10} alkyl or a nitrogen protecting group; and each X_2 is hydrogen or $-(CH_2)_n-E_2$. E_2 is hydrogen, alkyl, aryl, aralkyl, substituted aryl, a heterocycle, mixed heterocycle or heteroaryl; n is 1, 2, or 3; and Bx is a heterocyclic base moiety.

BRIEF DESCRIPTION OF THE DRAWINGS

Figure 1 is a synthetic scheme for the preparation of a protected phosphorothioate dimer (Rp-7).

Figure 2 is a synthetic scheme for the preparation of a phosphorothioate dimer as a
5 salt (Sp-11).

Figure 3 is a synthetic scheme for the preparation of a phosphorothioate dimer (Sp-13) from the corresponding salt and for the synthesis of an alkylphosphonate dimer from chiral starting material and a solid support bound nucleoside (14).

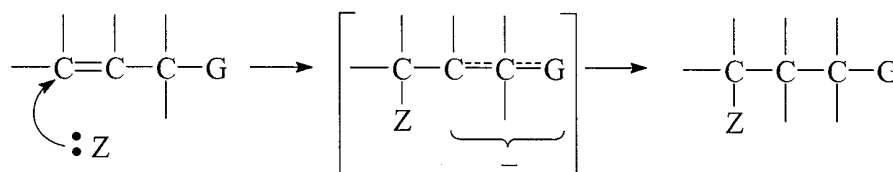
Figure 4 is a synthetic scheme for the preparation of 3' and 5' protected
10 alkylphosphonate dimers (15 and 16).

DESCRIPTION OF PREFERRED EMBODIMENTS

The present invention provides novel dimeric and oligomeric compounds having alkylphosphonate internucleoside linkages and methods for their synthesis. The methods include the incorporation of substantially diastereomerically pure alkylphosphonate
15 internucleoside linkages into dimers and oligomers of the invention. The methods also include the attachment of conjugate groups to alkylphosphonate internucleoside linkages. The treatment of a cyclic phosphoramidite, a trialkylphosphite, or an H-phosphonate with a selected base in a solvent followed by a further nucleoside in the case of the cyclic phosphoramidite or an α,β -unsaturated compound having an electron withdrawing group in
20 the case of an H-phosphonate compound, will form the respective alkylphosphonate nucleoside dimer. The alkylphosphonate nucleoside dimer can be coupled to further nucleosides, oligonucleosides or oligonucleotides to give extended oligomeric compounds.

While not intending to be bound, the mechanism of the present methods is believed to involve the nucleophilic attack by a P^{III} phosphorus species on the β carbon of an α,β -
25 unsaturated compound. The α,β -unsaturated compound includes an electron withdrawing group conjugated to the α,β -unsaturated system which is capable of stabilizing the intermediate in the nucleophilic reaction leading to formation of the alkylphosphonate compound. The general mechanism of nucleophilic addition of the P^{III} species to the α,β -unsaturated system including the role of the electron withdrawing group is illustrated
30 below:

- 12 -



5

According to the above mechanism, a nucleophilic reagent (Z) attacks the β -carbon of the α,β -unsaturated carbonyl system to form an intermediate ion in which the negative charge is partly accommodated by the electron withdrawing (electronegative) group (G). The ion obtains a proton and forms the saturated adduct.

10 The methods of present invention are believed to share the above scheme in the final formation of the alkylphosphonate internucleoside linkage, however the source of the α,β -unsaturated compound depends on the starting material used. When the starting material is a trialkylphosphite or a cyclic phosphoramidite, the α,β -unsaturated compound is initially saturated and attached to the P^{III} species through an oxygen atom. The treatment of either

15 with a base such as DBU will cause β -elimination of the non-nucleosidic alkylphosphite group which forms the α,β -unsaturated compound. The base abstracts a proton from the saturated species causing cleavage of the carbon to oxygen bond and formation of the α,β -unsaturated compound. When a dimer having an H-phosphonate internucleoside linkage is the starting material the α,β -unsaturated compound has to be added to the reaction as it is

20 not generated *in situ* as with the above starting materials. The overall process utilizing a phosphoramidite as the starting material is illustrated in Figure 4. In a preferred embodiment of the invention, the formation of alkylphosphonate internucleotide linkages occurs stereospecifically or stereoselectively. The stereoselectivity of the present methods was demonstrated in one study by comparison of the ^{31}P NMR spectra of phosphite dimer

25 starting material and final product dimer formed therefrom. A trialkylphosphite dimer (5'-O-DMT-T-T-3'-O-TBDMS, Example 18) was prepared having a cyanoethoxy protecting group on the phosphorus. The dimer was purified; the purest fraction contained a mixture of diastereomers with one eluting faster than the other in a ration 1:10 (^{31}P NMR: 140.0 ppm for the fast eluted, 139.8 ppm for the slow eluted). This mixture was dissolved in

30 CH_2Cl_2 and treated with 10 equivalents of DBU at room temperature leading, after 10 hours, to the formation of the expected alkylphosphonate diastereomers. The ratio of the

- 13 -

product diastereomers was identical to the ratio (1:10) of the starting diastereomers (^{31}P NMR: 28.4 ppm for the fast eluted, 27.6 ppm for the slow eluted).

In two related studies, the diastereomeric products of alkylphosphonate synthesis from predominantly all S or all R starting materials was compared. In separate reactions
 5 Rp-5eq (Example 6) and Sp-6eq (Example 7) were dissolved in CDCl_3 and the resulting solutions treated with DBU (5 eq). Rp-5eq was determined by ^{31}P NMR to exist as a mixture of diastereomers in a ratio of 40 to 1 with the R diastereomer predominant. The Sp-6eq was similarly determined to exist as a mixture of diastereomers in a ratio of 13 to 1 with the S diastereomer predominant. After several minutes two peaks were observed in
 10 the ^{31}P NMR at 32.55 ppm and 32.26 ppm with a ratio of 1 : 10 for the Rp-5eq reaction. Similar peaks were observed in the Sp-6eq run. These peaks around 32 ppm were not isolatable. Each solution was then treated with 3 O-O-*tert*-butyldiphenylsilyl-thymidine (1 eq). During the course of the reaction the peaks around 32 ppm disappeared and new peaks were observed around 29 ppm. After chromatography of each of the two mixtures the ^{31}P
 15 NMR's were compared. In each case there were observed 4 peaks resulting from 4 diastereomers.

	<u>Diastereomer Ratio</u>	<u>~29.88</u>	<u>~29.63</u>	<u>~28.93</u>	<u>~28.79</u>
		δ ppm	δ ppm	δ ppm	δ ppm
20	Rp-5eq 40:1	13.5	1.0	10.8	139.9
	Sp-6eq 13:1	13.5	1.3	1.0	1.9

The stereoselectivity is clearly seen in the predominance for one diastereomer in each experiment. The absolute configuration of each diastereomer was not elucidated.

There are many electron withdrawing groups amenable to the present invention that
 25 are known to those skilled in the art. Electron withdrawing groups amenable to the present invention, as illustrated above, are able to stabilize the intermediate that occurs upon nucleophilic attack by phosphorus. A representative list which is not meant as limiting includes CN, COOR_5 where R_5 is C_1 - C_8 alkyl, NO_2 , CF_3 , aryl, halogen or substituted aryl wherein said substituents are halogen, cyano, C_1 - C_6 alkyl, perhalo C_1 - C_3 , alkyl, alkoxy,
 30 nitro, nitroso or carboxylate.

- 14 -

In one embodiment, alkylphosphonate compounds according to the invention are reduced and optionally protected or further functionalized with a reactive chemical functional group. It is preferred that reactive chemical functional groups each have a leaving group that imparts sufficient reactivity to the chemical functional group making it
5 reactive with a reduced electron withdrawing group.

Reducing agents according to the present invention are effective to selectively reduce an electron withdrawing group located on an alkylphosphonate compound but inert to other functional groups thereon. The choice of the reducing agent will depend on the nature of the electron withdrawing group and other groups present on the alkylphosphonate
10 compound. Generally, the reduction of an electron withdrawing group uses a mild as opposed to strong reducing agent. A representative cyano reducing agent is $\text{BH}_3 \cdot \text{SMe}_2$. A representative nitro reducing agents are NaBH_4 , $\text{CoCl}_2 \cdot 6\text{H}_2\text{O}$ or LiBH_4 , MeOH and diglyme. Esters are easily converted to amides with amines such as ammonia, methylamine, dimethylamine, or dimethylaminoethylamine. Further reducing agents
15 amenable to the present invention are disclosed in, Larock, R.C.; *Comprehensive Organic Transformations: a guide to functional group preparations*; VCH:New York, 1989; p 411-415.

Bases according to the present invention are essentially a reagent capable of abstracting an α -proton next to an electron withdrawing group of an α,β -unsaturated system
20 such as illustrated above. Many bases are known to the art skilled that would suffice for this purpose. A representative list of bases that are amenable include 1,8-diazabicyclo[5.4.0]undec-7-ene (DBU), diisopropylethylamine (Hunig's base), a secondary amine, piperidine, morpholine, or piperazine.

Silylating agents according to the invention are those that can react with a hydroxyl
25 group and form a silyl intermediate. The silylating agents may enhance the conversion of H-phosphonate internucleoside linkages to the corresponding alkylphosphonate internucleotide linkage in the presence of an α,β -unsaturated compound. Representative examples of silylating agents that are amenable to the present invention include N,O-bis(trimethylsilyl)trifluoroacetamide, trimethylsilyl chloride in pyridine, 1-trimethylsilyl
30 imidazole, 3-TMS-2-oxazolidinone, 1-TMS-1,2,4-triazole, and Bis-TMS urea (TMS = trimethylsilyl).

- 15 -

The methods according to the present invention are performed in various traditional solvents either utilizing solution phase techniques or automated synthetic protocols. Many solvents for automated oligonucleotide synthesis as well as solution phase oligonucleotide synthesis are known in the art. Preferred solvents include DMF, DMSO, THF, THP or
5 CH₃CN.

Standard solution phase and solid phase methods for the synthesis of oligonucleotides and oligonucleotide analogs are well known to those skilled in the art. These methods are constantly being improved in ways that reduce the time and cost required to synthesize these complicated compounds. Representative solution phase
10 techniques are described in United States Patent No. 5,210,264, issued May 11, 1993 and commonly assigned with this invention. Representative solid phase techniques employed for oligonucleotide and oligonucleotide analog synthesis utilizing standard phosphoramidite chemistries are described in, *Protocols For Oligonucleotides And Analogs*, Agrawal, S., ed., Humana Press, Totowa, NJ, 1993.

15 A representative list of chemical functional groups according to the invention include H, C₁-C₁₀ alkyl; substituted alkyl; C₂-C₁₀ alkenyl; substituted alkenyl; C₂-C₁₀ alkynyl; substituted alkynyl; C₄-C₇ carbocyclic alkyl; substituted carbocyclic alkyl; alkenyl carbocyclic; substituted alkenyl carbocyclic; alkynyl carbocyclic; substituted alkynyl carbocyclic; C₆-C₁₄ aryl; substituted C₆-C₁₄ aryl; heteroaryl; substituted heteroaryl; a
20 nitrogen, oxygen, or sulfur containing heterocycle; a substituted nitrogen, oxygen, or sulfur containing heterocycle; a mixed heterocycle; or a substituted mixed heterocycle; where said substituent groups are selected from alkyl, alkenyl, alkynyl, aryl, hydroxyl, alkoxy, alcohol, benzyl, nitro, thiol, thioalkyl, thioalkoxy, or halogen groups; or L is phthalimido, an ether having 2 to 10 carbon atoms and 1 to 4 oxygen or sulfur atoms, a metal coordination group,
25 a conjugate group, halogen, hydroxyl, thiol, keto, carboxyl, NR¹R², CONR¹, amidine (C(=NH)NR²R³), guanidine (NHC(=NH)NR²R³), glutamyl (R¹OOCCH(NR²R³)(CH₂)₂C(=O)), nitrate, nitro, nitrile, trifluoromethyl, trifluoromethoxy, NH-alkyl, N-dialkyl, O-aralkyl, S-aralkyl, NH-aralkyl, azido (N₃), hydrazino (NHNH₂), hydroxylamino (ONH₂), sulfoxide (SO), sulfone (SO₂), sulfide (S-), disulfide (S-S), silyl, a nucleosidic base, an
30 amino acid side chain, a carbohydrate, a drug, or a group capable of hydrogen bonding. Where each R¹ and R² is, independently, H, alkyl or haloalkyl having 1 to about 10 carbon

- 16 -

atoms, alkenyl having 2 to about 10 carbon atoms, alkynyl having 2 to about 10 carbon atoms, or aryl having 6 to about 14 carbon atoms; and each R³ is, independently, a single bond; CH=CH; C≡C; O; S; NR⁶; SO₂; C₆-C₁₄ aryl; substituted C₆-C₁₄ aryl; heteroaryl; substituted heteroaryl; a nitrogen, oxygen, or sulfur containing heterocycle; a substituted nitrogen, oxygen, or sulfur containing heterocycle; a mixed heterocycle; or a substituted mixed heterocycle; where said substituent groups are selected from hydroxyl (OH), alkoxy, alcohol, benzyl, phenyl, nitro (NO₂), thiol (SH), thioalkoxy, halogen, alkyl, aryl, alkenyl, and alkynyl groups.

Heterocyclic base moieties amenable to the present invention include both naturally and non-naturally occurring nucleobases and heterocycles. A representative list includes adenine, guanine, cytosine, uridine, and thymine, as well as other synthetic and natural nucleobases such as xanthine, hypoxanthine, 2-aminoadenine, 6-methyl and other alkyl derivatives of adenine and guanine, 2-propyl and other alkyl derivatives of adenine and guanine, 5-halo uracil and cytosine, 6-azo uracil, cytosine and thymine, 5-uracil (pseudo uracil), 4-thiouracil, 8-halo, oxa, amino, thiol, thioalkyl, hydroxyl and other 8-substituted adenines and guanines, 5-trifluoromethyl and other 5-substituted uracils and cytosines, 7-methylguanine. Further heterocyclic bases include those disclosed in United States Patent No. 3,687,808, those disclosed in the *Concise Encyclopedia Of Polymer Science And Engineering*, pages 858-859, Kroschwitz, J.I., ed. John Wiley & Sons, 1990, and those disclosed by Englisch, *et al.*, *Angewandte Chemie, International Edition* **1991**, 30, 613.

In the context of this invention, a heterocycle is a cyclic compound containing at least one hetero atom such as N, O, or S. A mixed heterocycle is a cyclic compound containing at least two hetero atoms such as N, O, or S. A heteroaryl compound is a heterocycle containing at least one hetero atom such as N, O, or S and is not fully saturated *e.g.* is in a state of partial or complete saturation. Heteroaryl is also meant to include fused systems including systems where one or more of the fused rings contain no heteroatoms. Heterocycles, including nitrogen heterocycles, according to the present invention include, but are not limited to, imidazole, pyrrole, pyrazole, indole, 1H-indazole, α -carboline, carbazole, phenothiazine, phenoxazine, tetrazole, triazole, pyrrolidine, piperidine, piperazine and morpholine groups. A more preferred group of nitrogen heterocycles includes imidazole, pyrrole, indole, and carbazole groups.

- 17 -

A number of chemical functional groups can be introduced into compounds of the invention in a blocked form and subsequently deblocked to form a final, desired compound. In general, a blocking group renders a chemical functionality of a molecule inert to specific reaction conditions and can later be removed from such functionality in a molecule without substantially damaging the remainder of the molecule (Green and Wuts, Protective Groups in Organic Synthesis, 2d edition, John Wiley & Sons, New York, 1991). For example, amino groups can be blocked as phthalimido groups, as 9-fluorenylmethoxycarbonyl (Fmoc) groups, and with triphenylmethylsulfenyl, *t*-BOC or benzyl groups. Carboxyl groups can be protected as acetyl groups. Representative hydroxyl protecting groups are described by Beaucage *et al.*, *Tetrahedron* **1992**, *48*, 2223. Preferred hydroxyl protecting groups are acid-labile, such as the trityl, monomethoxytrityl, dimethoxytrityl, trimethoxytrityl, 9-phenylxanthine-9-yl (Pixyl) and 9-(*p*-methoxyphenyl)xanthine-9-yl (MOX). Chemical functional groups can also be "blocked" by including them in a precursor form. Thus, an azido group can be used considered as a "blocked" form of an amine since the azido group is easily converted to the amine. Further representative protecting groups utilized in oligonucleotide synthesis are discussed in Agrawal, *et al.*, *Protocols for Oligonucleotide Conjugates*, Eds, Humana Press; New Jersey, 1994; Vol. 26 pp. 1-72.

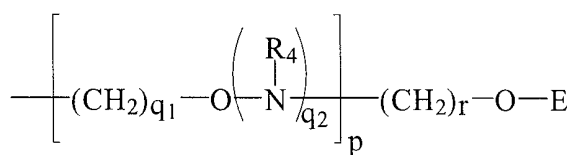
In one aspect of the invention, conjugate groups are attached to the alkylphosphonate internucleoside linkage of dimeric and oligomeric compounds. As illustrated in Example 26, cholesterol is attached to the amino propylphosphonate internucleoside linkage of a dimer. There are many conjugate groups known to the art skilled that are amenable to the present invention. A representative list of conjugate groups of the invention include intercalators, reporter molecules, polyamines, polyamides, polyethers including polyethylene glycols, and other moieties known in the art for enhancing the pharmacodynamic properties or the pharmacokinetic properties. Typical conjugate groups include PEG groups, cholesterol, phospholipids, biotin, phenanthroline, phenazine, phenanthridine, anthraquinone, acridine, fluoresceins, rhodamines, coumarins, and dyes.

As used herein the term "2'-substituent group" includes groups attached to the 2' position of the ribosyl moiety with or without an oxygen atom. 2'-Sugar modifications amenable to the present invention include fluoro, O-alkyl, O-alkylamino, O-alkylalkoxy,

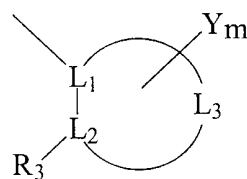
- 18 -

protected O-alkylamino, O-alkylaminoalkyl, O-alkyl imidazole, and polyethers of the formula (O-alkyl)_m, where m is 1 to about 10. Preferred among these polyethers are linear and cyclic polyethylene glycols (PEGs), and (PEG)-containing groups, such as crown ethers and those which are disclosed by Ouchi, *et al.*, *Drug Design and Discovery* **1992**, *9*, 93, 5 Ravasio, *et al.*, *J. Org. Chem.* **1991**, *56*, 4329, and Delgado *et. al.*, *Critical Reviews in Therapeutic Drug Carrier Systems* **1992**, *9*, 249, each of which are hereby incorporated by reference in their entirety. Further sugar modifications are disclosed in Cook, P.D., *Anti-Cancer Drug Design*, **1991**, *6*, 585-607. Fluoro, O-alkyl, O-alkylamino, O-alkyl imidazole, O-alkylaminoalkyl, and alkyl amino substitution is described in United States Patent 10 Application serial number 08/398,901, filed March 6, 1995, entitled Oligomeric Compounds having Pyrimidine Nucleotide(s) with 2' and 5' Substitutions, hereby incorporated by reference in its entirety.

Additional 2' sugar modifications amenable to the present invention include 2'-SR and 2'-NR₂ groups, where each R is, independently, hydrogen, a protecting group or 15 substituted or unsubstituted alkyl, alkenyl, or alkynyl. 2'-SR nucleosides are disclosed in United States Patent No. 5,670,633, issued September 23, 1997, hereby incorporated by reference in its entirety. The incorporation of 2'-SR monomer synthons are disclosed by Hamm *et al.*, *J. Org. Chem.*, **1997**, *62*, 3415-3420. 2'-NR₂ nucleosides are disclosed by Goettingen, M., *J. Org. Chem.*, **1996**, *61*, 6273-6281; and Polushin *et al.*, *Tetrahedron Lett.*, 20 **1996**, *37*, 3227-3230. Further representative 2'-O- sugar modifications amenable to the present invention include those having one of formula I or II:



I



II

- 19 -

wherein

E is C₁-C₁₀ alkyl, N(R₄)(R₅) or N=C(R₄)(R₅);

each R₄ and R₅ is, independently, H, C₁-C₁₀ alkyl, a nitrogen protecting group, or R₄ and R₅, together, are a nitrogen protecting group or wherein R₄ and R₅ are joined in a ring structure that can include at least one additional heteroatom selected from N and O.

R₃ is OX, SX, or N(X)₂;

each X is, independently, H, C₁-C₈ alkyl, C₁-C₈ haloalkyl, C(=NH)N(H)Z, C(=O)N(H)Z or OC(=O)N(H)Z;

Z is H or C₁-C₈ alkyl;

L₁, L₂ and L₃ comprise a ring system having from about 4 to about 7 carbon atoms or having from about 3 to about 6 carbon atoms and 1 or 2 hetero atoms wherein said hetero atoms are selected from oxygen, nitrogen and sulfur and wherein said ring system is aliphatic, unsaturated aliphatic, aromatic, or saturated or unsaturated heterocyclic;

Y is alkyl or haloalkyl having 1 to about 10 carbon atoms, alkenyl having 2 to about 10 carbon atoms, alkynyl having 2 to about 10 carbon atoms, aryl having 6 to about 14 carbon atoms, N(R₄)(R₅) OR₄, halo, SR₄ or CN;

each q₁ is, independently, from 2 to 10;

each q₂ is, 0 or 1;

p is from 1 to 10; and

r is from 1 to 10 with the proviso that when p is 0, r is greater than 1.

Representative 2'-O- sugar substituents of formula I are disclosed in United States Patent Application Serial No.: 09/130,973, filed August 7, 1998, entitled Capped 2'-Oxyethoxy Oligonucleotides, hereby incorporated by reference in its entirety.

Representative cyclic 2'-O- sugar substituents of formula II are disclosed in United States Patent Application Serial No.: 09/123,108, filed July 27, 1998, entitled RNA Targeted 2'-Modified Oligonucleotides that are Conformationally Preorganized, hereby incorporated by reference in its entirety.

Further in the context of this specification aryl groups (generally C₆-C₂₀) include but are not limited to substituted and unsubstituted aromatic hydrocarbyl groups. Aralkyl groups (generally C₇-C₂₀) include but are not limited to groups having both aryl and alkyl functionalities, such as benzyl and xylyl groups. Preferred aryl and aralkyl groups include,

- 20 -

but are not limited to, phenyl, benzyl, xylyl, naphthyl, toluyl, pyrenyl, anthracyl, azulyl, phenethyl, cinnamyl, benzhydryl, and mesityl. Typical substituents for substitution include, but are not limited to, hydroxyl, alkoxy, alcohol, benzyl, phenyl, nitro, thiol, thioalkoxy, halogen, or alkyl, aryl, alkenyl, or alkynyl groups.

5 Additional objects, advantages, and novel features of the present invention will become apparent to those skilled in the art upon examination of the following examples thereof. The following examples illustrate the invention and are not intended to limit the same. Those skilled in the art will recognize, or be able to ascertain through routine experimentation, numerous equivalents to the specific substances, compositions, and
10 procedures described herein. Such equivalents are considered to be within the scope of the present invention.

EXAMPLES

General Methods

15 Melting points (m.p.) were determined on a Gallenkamp block and are uncorrected.

¹H-NMR spectra were recorded on a Varian XL-200, JEOL 270 or Varian UNITY 500 spectrometer at 200, 270 and 500 MHz respectively. Peak assignments are based on 2D-correlation spectroscopy (COSY).

¹³C-NMR spectra were recorded on a Varian XL-300, JEOL CFP 270 or Varian
20 UNITY 500 spectrometer at 75.4, 67.9 and 125.7 MHz. Peak assignments were made with the help of 2D-heteronuclear multiple quantum coherence (HMQC) spectroscopy. ³¹P-NMR spectra were recorded on JEOL CFP 270, Varian XL-300, or Varian UNITY 500 at 109.4, 121.42 and 202.3 MHz using 85% H₃PO₄ as an external standard.

Low resolution chemical ionization (CI-MS), electron ionization (EI-MS) mass
25 spectra and fast atom bombardment (FAB-MS) were obtained on an KRATOS MS 25RFA spectrometer in the direct-inlet mode. High resolution FAB mass spectra of key compounds were obtained on a ZAB 2F HS spectrometer in the direct inlet mode (Biomedical Spectrometry Unit).

Thin layer chromatography (TLC) was performed using Kieselgel 60 F₂₅₄ aluminum
30 backed plates (0.2 mm thickness). Preparative plate thin layer chromatography (pTLC) was performed using Kieselgel 60 F₂₅₄ glass backed plates (0.5 and 1.0 mm thickness). Spot(s)

- 21 -

were visualized by UV, or by dipping in a solution of ammonium molybdate (2.5 g) and ceric sulfate (1.0 g) in 10% v/v aqueous sulfuric acid (100 mL) followed by heating, or by dipping into a 1% (w/v) aqueous solution of ninhydrin followed by heating.

HPLC: HP 1090 Series II with Waters C-4 column (3.9 x 300 mm), Varian Vista
5 5500 with Chiralcel OD column (4.6 x 250 mm). Optical rotations were recorded on a Jasco DIP-140 digital polarimeter.

Tetrahydrofuran (THF) was dried by distillation on sodium benzophenone ketyl, dichloromethane on phosphorus pentoxide, methanol on magnesium, triethylamine and CH₃CN on calcium hydride, pyridine on barium oxide. Dry DMF was purchased from
10 Aldrich Chemical Company Inc. in sure-seal bottles and was used without further drying.

Phosphorus trichloride was first degassed by refluxing for 2 hours under argon followed by fractional distillation and was stored under argon. DBU and isopropanol were purified by fractional distillation then stored over 4Å Linde molecular sieves under argon. All other chemicals were purchased from Aldrich Chemical Company Inc., Sigma
15 Chemicals, or Fluka Chemicals and used without further purification unless specified. 3'-O-TBDPS-thymidine, solid support (CPG) and Beaucage reagent were purchased from Glen Research, Sterling Va.

EXAMPLE 1

(S)-3-Indol-2-yl-2-hydroxypropyl p-toluenesulfonate (S)-2

20 To a solution of (S)-3-indol-2-yl-propane-1,2-diol (S)-1 (15 g, 78.5 mmol) in dry pyridine (120 mL) was added p-toluenesulfonyl chloride (15.5 g, 81.3 mmol) at 0°C. After stirring for 5 hours at 0°C, the solution was poured into cold hydrochloric acid (100 mL, 6N) and extracted with ether (3 x 60 mL). The combined extracts were washed with hydrochloric acid (6N, 2 x 30 mL) followed by brine (2 x 80 mL) and dried over anhydrous
25 sodium sulfate. The solvent was evaporated and the residue was purified by flash chromatography to give 24.5 g (90.4%) of the title compound as a white solid.

M.p. 96 - 97°C. $[\alpha]_{295}^D +0.93^\circ$ 1.0, ethyl acetate. ¹H NMR (500 MHz, CDCl₃): 8.51 (s, broad, 1H, NH), 7.78-7.06 (m, 8H, aromatic H), 6.21 (s, 1H, H-3-indole), 4.16 (m, 1H, CHO), 4.0 (m, 2H, CH₂O), 2.97 (m, 2H, CH₂C), 2.44 (s, 3H, CH₃). ¹³C NMR (125.7 MHz,
30 CDCl₃): 145.15, 136.09, 133.99, 132.17, 129.87, 127.78, 121.36, 119.75, 119.55, 110.56,

101.28, 72.49, 68.98, 31.27, 21.49. MS (CI, NH₃): 346 (M+H⁺, 6.0%), 174 (100.0%).

EXAMPLE 2

(R)-3-Indol-2-yl-2-hydroxypropyl p-toluenesulfonate (R)-2

Using the procedure illustrated in Example 1 above the title compound was prepared
5 having the R-configuration. Hence, (R)-3-indol-2-yl-propane-1,2-diol (R)-1 (1.95 g, 10.2 mmol) provided 3.1 g (89%) of the title compound as a white solid.

M.p. 112 - 113°C. [α]₂₉₅^D -1.03° 1.035, ethyl acetate). ¹H NMR (270 MHz, CDCl₃): 8.52 (s, broad, 1H, NH), 7.77-7.03 (m, 8H, aromatic H), 6.19 (s, 1H, H-3-indole), 4.15 (m, 1H, CHO), 3.97 (m, 2H, CH₂O), 2.92 (m, 2H, CH₂C), 2.71 (d, J = 4.5 Hz, 1H,
10 OH), 2.42 (s, 3H, CH₃). ¹³C NMR (125.7 MHz, CDCl₃): 145.40, 136.34, 134.29, 132.40, 130.11, 128.32, 128.02, 121.58, 119.99, 119.78, 110.83, 101.49, 72.77, 69.22, 31.54, 21.74. MS (FAB, NBA): 346 (M+H⁺, 80.5%).

EXAMPLE 3

(S)-3-Indol-2-yl-1-isopropylamino-isopropanol (S)-3

15 To a pressure vessel was added sulfonate derivative (S)-2 (2.94 g) and isopropylamine (10 mL) with stirring at 110°C overnight. Evaporation of the solvent afforded an amber oil which was purified by flash chromatography (acetone/triethylamine 10:1) to give 1.6 g (81%) of the title compound as a sticky solid.

[α]₂₉₅^D -8.13° 0.75, ethyl acetate). ¹H NMR (270 MHz, CDCl₃): 9.01 (s, broad, 1H,
20 NH), 7.0-7.5 (m, 4H, aromatic H), 6.23(s, 1H, H-3-indole), 3.89 (m, 1H, CHO), 2.72-3.03 (m, 5H, NCH, OH, NH, CH₂), 2.44, 2.59 (m, 2H, CH₂N), 1.05, 1.04 (d, 6H, ³J = 6.18 Hz, (CH₃)₂). ¹³C NMR (67.9 MHz, CDCl₃): 136.61, 136.28, 128.43, 121.12, 119.81, 119.46, 110.73, 100.68 (C₈H₅N), 69.37, 51.80, 49.04, 33.34, 23.12, 22.81. MS (CI, NH₃): 233 (M+H⁺, 100.0%), 130 (31.9%).

EXAMPLE 4**(R)-3-hydroxy-4-(2-indolyl)butyronitrile (R)-4**

To a solution of 0.5 M LiCN in DMF (30 mL) was added (R)-3-indol-2-yl-2-hydroxypropanyl p-toluenesulfonate (R)-2 (5.6 g, 16.2 mmol) and sodium cyanide (1.5 g, 30.6 mmol). The reaction mixture was stirred for 1 hour at 100 °C, cooled to room temperature, poured into 80 mL ice-water, and extracted with ethyl acetate (3 x 50 mL). The combined organic solution was washed with saturated sodium bicarbonate (2 x 50 mL), brine (2 x 30 mL), dried over anhydrous sodium sulfate, and evaporated to yield a deep red oil. The oil was purified by flash chromatography (hexane:ethyl acetate 2:3) to give 2.4 g (74%) of the title compound as a light yellow solid.

The chirality of (R)-4 was analyzed by HPLC (Varian Vista 5500) with Chiralcel OD column (4.6 x 250 mm) in 1.5 mL/min flow rate of hexane:ethanol (9:1) and was 91% ee. (R)-4 (2.0 g) was dissolved in chloroform (2 mL), and the solvent was slowly evaporated at room temperature and atmospheric pressure. After a week, crystals were formed and filtered off, m.p. 92 - 93°C. The filtrate was collected and dried under vacuum to give (R)-4 (0.5 g) in 96% ee.

$[\alpha]_{295}^D -8.67^\circ$ (0.565, ethyl acetate). $^1\text{H NMR}$ (500 MHz, CDCl_3): δ 8.37 (s, broad, 1H, NH), 7.5-7.0 (m, 4H, aromatic H), 6.32 (s, 1H, H-3-indole), 4.22 (m, 1H, CHO), 3.05, 2.96 (m, 2H, CH_2), 2.67 (s, br. 1H, OH), 2.49 (m, 2H, CH_2CN). $^{13}\text{C NMR}$ (125.7 MHz, CDCl_3): δ 136.12, 133.37, 128.09, 121.71, 119.94, 119.81, 110.60, 101.82 ($\text{C}_8\text{H}_5\text{N}$), 117.21 (CN), 67.23 (CH_2C), 34.71 (CHO), 25.06 (CH_2CN). MS (EI): 200 (M^+ , 48.5%), 130 (100%).

EXAMPLE 5**(S)-3-hydroxy-4-(2-indolyl)butyronitrile (S)-4**

The title compound was prepared as per the procedure illustrated in Example 4 above using (S)-3-hydroxy-4-(2-indolyl)-butyronitrile (S)-2. (S)-2 (1.62 g, 4.7 mmol) was treated with sodium cyanide (0.5 g, 10.2 mmol) in a solution of LiCN (0.5 M in DMF, 20 mL). After purification 0.6 g (64%) of the title compound was obtained as a light yellow solid (m.p. 78 - 79°C). The chirality was 85% ee and after recrystallization 96% ee, m.p. 93 - 94°C.

- 24 -

[α]_D²⁵ 7.67° 0.975, ethyl acetate). ¹H NMR (270 MHz, CDCl₃): 8.42 (s, broad, 1H, NH), 7.0-7.5 (m, 4H, aromatic H), 6.30 (d, 1H, ⁴J = 1.48 Hz, H-3-indole), 4.20 (m, 1H, CHO), 3.01 (m, 2H, CH₂), 2.47, 2.49 (m, 2H, CH₂CN). ¹³C NMR (67.9 MHz, CDCl₃): 136.56, 133.58, 128.55, 121.94, 120.16, 120.06, 110.74, 102.12 (indole), 117.12 (CN), 67.55 (CH₂C), 35.10 (CHO), 25.28 (CH₂CN). MS (EI): 200 (59.6%, M⁺), 130 (100%, M-CNCH₂CH₂O).

EXAMPLE 6

Rp-indole-oxazaphosphorine Sp-5ax-minor, Rp-5eq-major

A dry 5-mL round-bottomed flask containing dry THF (1 mL) was flushed with argon and sealed with a septum and PCl₃ (44 mL, 0.5 mmol) was introduced via a micro-syringe. The flask was cooled to -78°C in a dry-ice/acetone bath, and a solution of (R)-3-hydroxy-4-(2-indolyl)butyronitrile (R)-4 (100 mg, 0.5 mmol) in THF (1 mL) containing triethylamine (0.3 mL, 2.2 mmol) was added via a syringe. The reaction mixture was stirred for 30 minutes at -78°C, then warmed up to 0°C for an hour. The flask was cooled to -78°C again, and a solution of 5-O'-tetrabutyltrimethylsilyl(TBDMS)-thymidine (178 mg, 0.5 mmol) in THF (0.5 mL) was added via a syringe. The reaction mixture was stirred at -78°C for 30 minutes, then the cooling bath was removed and the solution was warmed to room temperature. The triethylammonium chloride was filtered off and washed with CH₂Cl₂ (2 x 1 mL). The filtrate was concentrated and purified by thin layer chromatography (CH₂Cl₂:CH₃CN 2:10) to afford 94 mg (32%) of the title compound, a mixture of diastereoisomers, as a white solid (m.p. 85 - 86°C).

The diastereoisomers (Rp-5, equatorial; and Sp-5, axial) were obtained in a ratio of 30:1 as established by ³¹P NMR. ³¹P NMR (202.3 MHz, CDCl₃): δ Rp-5, 120.78 (96.8%), Sp-5 120.65 (3.2%).

NMR spectra were determined for the major diastereoisomer (Rp-5) as follows: ¹H NMR (500 MHz, CDCl₃): δ 8.35 (br s, 1H, NH), 7.39 (s, 1H, H-6), 7.57- 7.17 (m, 4H, aromatic H), 6.42 (s, 1H, H-3-indole), 6.32 (dd, 1H, ³J = 8.8, 5.0 Hz, H-1'), 4.80 (m, 1H, H-3'), 4.52 (m, 1H, CHOP), 4.02 (m, 1H, H-4'), 3.65, 3.23 (m, 2H, HH'-5'), 3.40, 3.25 (m, 2H, CH₂C), 2.91, 2.82 (m, 2H, CH₂CN), 2.38, 2.04 (m, 2H, HH'-2'), 1.87 (s, 3H, CH₃C-5), 0.85 (s, 9H, SiC(CH₃)₃), -0.004, -0.030 (d, 6H, Si(CH₃)₂). ¹³C NMR (125.7 MHz, CDCl₃):

- 25 -

δ 163.37 (C-4), 149.97 (C-2), 134.95, 133.35, 129.42, 129.41, 122.58, 121.69, 120.45, 115.64, 110.87, 110.25, 110.16, 104.23, 85.78 (d), 84.39, 74.47 (d), 69.44 (d), 62.62, 39.93 (d), 30.63 (d), 25.68, 25.36 (9d), 18.07, 12.29, -5.69, -5.92. MS (FAB, NBA): 585 (M+H⁺, 19.7%). HRMS (FAB, M+H⁺): C₂₈H₃₈N₄O₆PSi, Calcd. 585.229827, Found 585.229850.

5 EXAMPLE 7

Sp-indole-oxazaphosphorine Rp-6ax-minor, Sp-6eq-major

A dry 25-mL round-bottomed flask containing dry THF (10 mL) was flushed with argon and sealed with a septum. PCl₃ (206 mL, 2.36 mmol) was introduced via a micro-syringe. The flask was cooled to 0°C in an ice-bath, and a solution of (S)-3-hydroxy-4-(2-indolyl)butyronitrile (472 mg, 2.36 mmol) in THF (2 mL) containing triethylamine (1.2 mL, 8.6 mmol) was added via a syringe. The reaction mixture was stirred for 30 minutes at 0°C, then warmed to room temperature for half an hour. The flask was cooled to 0°C and a solution of 5-O'-TBDMS-thymidine (800 mg, 2.3 mmol) in CH₂Cl₂ (4 mL) was added via a syringe. The reaction mixture was stirred at 0°C for 30 minutes. The byproduct triethylammonium chloride was filtered off and washed with CH₂Cl₂ (2 x 5 mL). The filtrate was concentrated and purified by silica gel chromatography (CH₂Cl₂ : CH₃CN 1:10) to afford 567 mg (41.2%) of the title compounds as a white solid.

M. p. 93 - 94°C. The two diastereoisomers of indole-oxazaphosphorine Sp-6ax and Rp-6eq were obtained in a ratio of 6 : 1 as established by ³¹P NMR. ³¹P NMR (202.3 MHz, CDCl₃): δ Sp-6eq, 120.53 (85.3%), Rp-6ax, 120.72 (14.7%). The following NMR spectra were assigned for the major diastereoisomer.

¹H NMR (500 MHz, CDCl₃): δ 9.20 (br s, 1H, NH), 7.42 (s, 1H, H-6), 7.57- 7.17 (m, 4H, aromatic H), 6.42 (s, 1H, H-3-indole), 6.34 (dd, 1H, ³J = 8.8, 5.0 Hz, H-1'), 4.82 (m, 1H, H-3'), 4.47 (m, 1H, CHOP), 3.94 (m, 1H, H-4'), 3.76, 3.66 (m, 2H, HH'-5'), 3.40 - 3.24 (m, 2H, CH₂C), 2.91 (m, 2H, CH₂CN), 2.41, 2.01 (m, 2H, HH'-2'), 1.89 (s, 3H, CH₃C-5), 0.88 (s, 9H, SiC(CH₃)₃), 0.066, 0.072 (d, 6H, Si(CH₃)₂). ¹³C NMR (67.9 MHz, CDCl₃): δ 163.66 (C-4), 150.41 (C-2), 138.11, 137.87, 135.14, 133.60, 129.67, 122.78, 121.86, 120.75, 116.13, 111.18, 110.51, 110.35, 104.41, 86.41, 86.35, 84.81, 75.49, 75.30, 70.71, 70.59, 63.15, 39.82, 30.88, 30.80, 25.96, 18.36, 12.55, -5.30, -5.41. MS (FAB, NBA): 557 (M-HCN, 44.5%).

EXAMPLE 8**Rp-(5'-O-TBDMS)thymid-3'-yl-(3'-O-TBDPS)-thymid-5'-yl-(R)-(1-cyano-3-indol-2-yl)isopropylphosphorothioate Rp-7**

To a solution of indole-oxazaphosphorine Sp-6eq/Rp-6ax (30:1) (80 mg, 0.137 mmol) in dry THF (0.5 mL) was added 3'-O-TBDPS-thymidine (T^{5'}OH) (50 mg, 0.104 mmol) followed by DBU (40 mL, 0.268 mmol). The reaction mixture was shaken at room temperature for 10 minutes and passed through a short silica gel column to remove DBU. The column was eluted with CH₃CN and the solvent was evaporated to afford a light yellow solid. The solid was dissolved in dry CH₂Cl₂ (2 mL), and Beaucage's reagent (35 mg, 0.175 mmol) was added. After 5 minutes, evaporation of the solvent followed by flash chromatography (CH₂Cl₂/CH₃COCH₃ 5:1) afforded 84 mg (74%) of the title compound as a light yellow solid.

M.p. 113 - 114°C. ³¹P NMR (202.3 MHz, CDCl₃): δ 66.55 ppm. ¹H NMR (500 MHz, CDCl₃): δ 10.21, 9.56, 9.14 (3 x s, br., 3H, NH-3-T^{5'}, NH-3-T^{3'}, NH-indole), 7.62 - 6.92 (m, 16H, aromatic H, H-6-T^{3'}, H-6-T^{5'}), 6.35 (m, 1H, H-1'-T^{5'}), 6.28 (s, 1H, H-3-indole), 6.06 (dd, 1H, ³J = 9.0, 5.5 Hz, H-1'-T^{3'}), 4.88 (m, 1H, CHOP), 4.82 (m, 2H, H-3'-T^{3'}), 4.32 (m, 1H, H-3'-T^{5'}), 4.06 (m, 1H, H-4'-T^{5'}), 3.93 (m, 1H, H-4'-T^{3'}), 3.88 (m, 1H, H-5'-T^{5'}), 3.71 (m, 2H, H-5'-T^{3'}, H'-5'-T^{5'}), 3.63 (m, 1H, H'-5'-T^{3'}), 3.21 (m, 2H, CCH₂), 2.61 (m, 2H, CNCH₂), 2.29, 1.95 (m, 2H, HH'-2'-T^{5'}), 1.90 (s, 3H, CH₃C-5-T^{5'}), 1.88 (s, 3H, CH₃C-5-T^{3'}), 1.82, 1.40 (m, 2H, HH'-2'-T^{3'}), 1.06 (s, 9H, SiC(CH₃)₃-T^{5'}), 0.88 (s, 9H, SiC(CH₃)₃-T^{3'}), 0.063, 0.059 (d, 6H, Si(CH₃)₂). ¹³C NMR (125.7 MHz, CDCl₃): δ 164.13, 164.09 (C-4-T^{3'}, C-4-T^{5'}), 150.70, 150.35 (C-2-T^{3'}, C-2-T^{5'}), 135.82, 135.65, 135.54, 134.65, 132.75, 132.51, 131.97, 130.12 (d), 128.32, 127.93, 127.89, 121.45, 119.76, 119.56, 115.63, 111.22 (d), 110.80, 101.26, 85.24 (d), 84.94, 84.76 (d), 84.44, 80.32, 74.02 (d), 72.55, 67.22 (d), 63.02, 39.89, 38.16, 33.18 (d), 26.67, 25.75, 23.45, 18.81, 18.12, 12.41 (d), -5.56, -5.62.

EXAMPLE 9**Sp-(5'-O-tert-butyltrimethylsilyl)thymid-3'-yl (3'-O-tert-butyl-diphenylsilyl)-thymid-5'-yl (S)-(1-cyano-3-indol-2-yl)isopropyl phosphorothioate Sp-8**

To a solution of indole-oxazaphosphorine Sp-6eq/Rp-6ax (6:1) (307 mg, 0.526

- 27 -

mmol) in dry THF (10 mL) was added 3'-O-TBDPS-thymidine (253 mg, 0.526 mmol) followed by DBU (157 mL, 1.05 mmol). The reaction mixture was stirred at room temperature for 5 minutes and passed through a short silica gel column to filter off DBU. The column was eluted with CH₃CN. The solvent was evaporated to afford light yellow solid. This solid was redissolved in dry CH₂Cl₂ (5 mL), and Beaucage's reagent (150 mg, 0.75 mmol) was added. After 10 minutes, evaporation of the solvent followed by flash chromatography (CH₂Cl₂/CH₃COCH₃ 5:1) afforded 388.4 mg (68%) of the title compound as a light yellow solid.

M.p. 116 - 117°C. ³¹P NMR (202.3 MHz, CDCl₃): δ 66.31 ppm. ¹H NMR (500 MHz, CDCl₃): δ 9.16, 9.13, 8.60 (3 x s, 3H, NH-3-T^{5'}, NH-3-T^{3'}, NH-indole), 7.63 - 7.05 (m, 16H, aromatic H, H-6-T^{3'}, H-6-T^{5'}), 6.33 (s, 1H, H-3-indole), 6.27 (m, 1H, H-1'-T^{5'}), 6.17 (dd, 1H, ³J = 9.0, 5.0 Hz, H-1'-T^{3'}), 4.91 (m, 2H, H-3'-T^{3'}, CHOP), 4.30 (m, 1H, H-3'-T^{5'}), 4.10 (m, 1H, H-4'-T^{5'}), 3.88 (m, 1H, H-4'-T^{3'}), 3.79 (m, 2H, H-4'-T^{3'}, H-5'-T^{5'}), 3.54, 3.45 (m, 2H, HH'-5'-T^{3'}), 3.19 (m, 2H, CCH₂), 2.65 (m, 2H, CNCH₂), 2.28 (m, 2H, H-2'-T^{3'}, H-2'-T^{5'}), 2.01 (m, 1H, H'-2'-T^{5'}), 1.89 (s, 3H, CH₃C-5-T^{5'}), 1.86 (s, 3H, CH₃C-5-T^{3'}), 1.87 (m, 1H, H'-2'-T^{3'}), 1.06 (s, 9H, SiC(CH₃)₃-T^{5'}), 0.88 (s, 9H, SiC(CH₃)₃-T^{3'}), 0.068, 0.060 (d, 6H, Si(CH₃)₂). ¹³C NMR (125.7 MHz, CDCl₃): δ 163.82, 163.17 (C-4-T^{3'}, C-4-T^{5'}), 150.35, 150.27 (C-2-T^{3'}, C-2-T^{5'}), 136.33, 136.10, 135.79, 134.85, 132.96, 132.81, 131.61, 130.30, 128.33, 128.13, 128.06, 122.20, 120.24, 115.85, 111.36, 111.24, 110.94, 102.61, 86.32, 85.49, 85.40, 85.13, 85.01, 84.60, 80.75, 80.68, 77.29, 74.23, 74.15, 73.06, 67.86, 63.16, 39.92, 38.92 (d), 33.57 (d), 31.00, 26.90, 25.96, 23.96, 23.65, 19.06, 18.34, 12.58, 12.52, -5.33, -5.41. MS (FAB, NBA): 1097 (11.1%, M+H⁺), 759 (5.4%), 377 (28.1%), 339 (51.7%), 182 (100%).

EXAMPLE 10

25 Sp-(5'-O-*tert*-butyldimethylsilyl)thymid-3'-yl (3'-O-*tert*-butyl-diphenylsilyl)-thymid-5'-yl phosphorothioate Sp-9

To a solution of phosphorothioate triester Rp-7 (60 mg, 55.8 mmol) in methanol (1 mL) was added aqueous ammonia (20 mL, 28%). The solution was stirred at 50°C for half an hour, neutralized with HCl (6N) and extracted with ethyl acetate (3 x 10 mL). The combined extracts were dried over anhydrous sodium sulfate. The solvent was evaporated

- 28 -

and the residue was purified by flash chromatography (acetone/triethylamine 10:1) to give 32 mg (58%) of the title compound as a white solid which is the triethylammonium salt.

M.p. 97 - 98°C. ³¹P NMR (202.3 MHz, CD₃OD): δ 58.96 ppm. ¹H NMR (500 MHz, CDCl₃): δ 7.76 (d, 1H, J = 1.0 Hz, H-6-T^{5'}), 7.56, 7.31 (m, 10H, C₆H₅SiC₆H₅), 7.48 (d, 1H, J = 1.0 Hz, H-6-T^{3'}), 6.39 (dd, 1H, J = 9.2, 5.0 Hz, H-1'-T^{5'}), 6.05 (dd, 1H, J = 8.8, 5.0 Hz, H-1'-T^{3'}), 4.88 (m, 1H, H-3'-T^{3'}), 4.47 (m, 1H, H-3'-T^{5'}), 3.98 (m, 1H, H-4'-T^{3'}), 3.95 (m, 1H, H-4'-T^{5'}), 3.74, 3.50 (m, 2H, HH'-5'-T^{3'}), 3.67 (m, 2H, HH'-5'-T^{5'}), 2.86, 1.10 (q, t, N(CH₂CH₃)₃), 2.28 (m, 1H, H-2'-T^{3'}), 2.00 (m, 3H, H'-2'-T^{3'}, HH'-2'-T^{5'}), 1.83 (d, 3H, J = 1.0 Hz, CH₃C-5-T^{5'}), 1.76 (d, 3H, J = 1.0 Hz, CH₃C-5-T^{3'}), 0.98 (s, 9H, SiC(CH₃)₃-T^{5'}), 0.80 (s, 9H, SiC(CH₃)₃-T^{3'}), 0.009, 0.003 (d, 6H, Si(CH₃)₂). ¹³C NMR (125.7 MHz, CD₃OD): δ 166.38, 166.28 (C-4-T^{3'}, C-4-T^{5'}), 152.48, 151.95 (C-2-T^{3'}, C-2-T^{5'}), 138.04, 137.26, 136.82, 136.80, 134.35, 134.25, 131.18, 131.08, 129.02, 128.94, 112.22, 111.09, 88.03, 87.95, 87.61 (d), 86.34, 86.16, 77.98 (d), 76.30, 66.46 (d), 64.81, 41.36, 40.58 (d), 27.29, 26.41, 19.68, 19.16, 12.60 (d), -5.22, -5.28. MS (FAB, NBA): 937 (M+Na⁺).

15 EXAMPLE 11

Rp-(5'-O-*tert*-butyldimethylsilyl)thymid-3'-yl (3'-O-*tert*-butyl-diphenylsilyl)-thymid-5'-yl phosphorothioate Rp-10

Using the same procedure as illustrated above in Example 10, a solution of phosphorothioate triester Sp-8 (0.2248 g, 0.205 mmol) in aqueous ammonia (20 mL, 28%) was stirred at 50°C for half an hour. After purification by flash chromatography (acetone/triethylamine 10:1), 0.2 g (quantitative yield) of the title compound was obtained as a white solid.

³¹P NMR (202.3 MHz, CD₃OD): δ 59.07 ppm. ¹H NMR (500 MHz, CD₃OD): δ 7.69 (d, 1H, J = 1.0 Hz, H-6-T^{5'}), 7.49, 7.24 (m, 10H, C₆H₅SiC₆H₅), 7.44 (d, 1H, J = 1.0 Hz, H-6-T^{3'}), 6.32 (dd, 1H, J = 9.0, 5.5 Hz, H-1'-T^{5'}), 6.02 (dd, 1H, ³J = 8.5, 5.5 Hz, H-1'-T^{3'}), 4.83 (m, 1H, H-3'-T^{3'}), 4.40 (m, 1H, H-3'-T^{5'}), 4.05 (m, 1H, H-4'-T^{3'}), 3.92 (m, 1H, H-4'-T^{5'}), 3.72 (m, 2H, H-5'-T^{3'}, H-5'-T^{5'}), 3.45 (m, 1H, H'-5'-T^{5'}), 2.84, 1.04 (q, t, N(CH₂CH₃)₃), 2.07 (m, 2H, H-2'-T^{3'}, H-2'-T^{5'}), 1.92 (m, 1H, H'-2'-T^{5'}), 1.80 (m, 1H, H'-2'-T^{3'}), 1.76 (br, H₂O, CH₃C-5-T^{5'}), 1.71 (d, 3H, J = 1.0 Hz, CH₃C-5-T^{3'}), 0.91 (s, 9H, SiC(CH₃)₃-T^{5'}), 0.75 (s, 9H, SiC(CH₃)₃-T^{3'}), -0.041, -0.047 (d, 6H, Si(CH₃)₂). ¹³C NMR

- 29 -

(125.7 MHz, CD₃OD): δ 166.36, 166.21 (C-4-T^{3'}, C-4-T^{5'}), 152.44, 151.96 (C-2-T^{3'}, C-2-T^{5'}), 138.03, 137.11, 136.86, 136.81, 134.36, 134.26, 131.19, 131.13, 129.07, 129.00, 112.13, 111.26, 88.11, 88.06, 88.04, 88.03, 86.29, 88.24, 78.53, 78.50, 76.20, 66.47, 66.43, 64.90, 47.45, 41.57, 40.43, 40.39, 27.39, 26.51, 22.08, 19.74, 19.04, 12.72, 12.67, 9.68, -
5 5.08, -5.16.

EXAMPLE 12

Sp-Tetrabutylammonium thymid-3'-yl thymid-5'-yl phosphorothioate Sp-11

A solution of TBAF (1.0 M in DMF, 4 mL) containing dimer Sp-9 (20 mg, 17.5 mmol) was stirred at room temperature for one hour. The solvent was evaporated under
10 vacuum and the residue was purified by flash chromatography (acetone/triethylamine 1:1) to give 15 mg (95%) of the title compound as a sticky solid dimer as the tetrabutylammonium salt.

³¹P NMR (202.3 MHz): δ 58.96 ppm (CD₃OD), 55.45 ppm (D₂O). ¹H NMR (500 MHz, CD₃OD): δ 7.80 (d, 1H, J = 1.0 Hz, H-6-T^{5'}), 7.78 (d, 1H, J = 1.5 Hz, H-6-T^{3'}), 6.29
15 (dd, 1H, J = 8.0, 6.0 Hz, H-1'-T^{5'}), 6.22 (dd, 1H, J = 8.0, 6.0 Hz, H-1'-T^{3'}), 4.98 (m, 1H, H-3'-T^{3'}), 4.45 (m, 1H, H-3'-T^{5'}), 4.12 (m, 1H, H-4'-T^{3'}), 4.09, 3.98 (m, 2H, HH'-5'-T^{5'}), 3.98 (m, 1H, H-4'-T^{5'}), 3.74 (m, 2H, HH'-5'-T^{3'}), 3.17, 1.59, 1.35, 0.94 (N(CH₂CH₂CH₂CH₃)₄), 2.40 (m, 1H, H-2'-T^{3'}), 2.20 (m, 2H, H'-2'-T^{3'}, H-2'-T^{5'}), 2.12 (m, 1H, H'-2'-T^{5'}), 1.89 (d, 3H, J = 1.0 Hz, CH₃C-5-T^{5'}), 1.80 (d, 3H, J = 1.0 Hz, CH₃C-5-T^{3'}). ¹³C NMR (125.7 MHz,
20 CD₃OD): δ 166.45, 166.34 (C-4-T^{3'}, C-4-T^{5'}), 152.40, 152.24 (C-2-T^{3'}, C-2-T^{5'}), 138.08, 138.06, 112.02, 111.53, 87.61 (d), 87.31 (d), 86.16 (d), 77.06 (d), 72.87, 66.69 (d), 62.79, 59.39 (t), 40.79, 40.01 (d), 24.69, 20.61, 13.85, 12.60, 12.37.

EXAMPLE 13

Rp-Tetrabutylammonium thymid-3'-yl thymid-5'-yl phosphorothioate Rp-12

25 Using the procedures illustrated in Example 12 above Compound Rp-10 (80.4 mg, 0.079 mmol) was desilylated with TBAF to give 50 mg (78%) of the title compound as a sticky solid.

Two diastereomers Rp-12 and Sp-12 were observed using ³¹P NMR in a ratio of 21:1. ³¹P NMR (202.3 MHz, CD₃OD): δ Rp-12, 58.92 ppm (95.4%), Sp-12, 58.99 ppm

- 30 -

(4.6%).

¹H NMR (500 MHz, CD₃OD): δ 7.85 (d, 1H, J = 1.0 Hz, H-6-T^{5'}), 7.80 (d, 1H, J = 1.0 Hz, H-6-T^{3'}), 6.29 (dd, 1H, J = 8.0, 6.0 Hz, H-1'-T^{5'}), 6.22 (dd, 1H, ³J = 8.2, 5.5 Hz, H-1'-T^{3'}), 5.00 (m, 1H, H-3'-T^{3'}), 4.45 (m, 1H, H-3'-T^{5'}), 4.15 (m, 1H, H-4'-T^{3'}), 4.06 (m, 2H, HH'-5'-T^{3'}), 3.98 (m, 1H, H-4'-T^{5'}), 3.77 (m, 2H, HH'-5'-T^{5'}), 3.17, 1.59, 1.35, 0.95 (N(CH₂CH₂CH₂CH₃)₄), 2.40 (m, 1H, H-2'-T^{5'}), 2.20 (m, 2H, H-2'-T^{3'}, H'-2'-T^{5'}), 2.14 (m, 1H, H'-2'-T^{3'}), 1.91 (d, 3H, J = 1.0 Hz, CH₃C-5-T^{5'}), 1.81 (d, 3H, J = 1.0 Hz, CH₃C-5-T^{3'}).

¹³C NMR (125.7 MHz, CD₃OD): δ 166.43, 166.28 (C-4-T^{3'}, C-4-T^{5'}), 152.39, 152.21 (C-2-T^{3'}, C-2-T^{5'}), 138.12, 138.03, 112.00, 111.48, 87.85, 87.80, 87.49, 87.42, 86.20, 86.08, 77.49, 77.45, 72.94, 66.35, 66.30, 62.83, 59.44, 59.42, 59.39, 40.87, 39.88, 39.84, 24.70, 20.62, 13.87, 12.61, 12.40.

EXAMPLE 14**Attachment of 5'-O-DMT-thymidine to CPG**

To a dry 6 mL-hypovial was added 5'-O-DMT-thymidine (109 mg, 0.2 mmol), CPG with sarcosinyl-succinonyl linker (1.0 g), 4-DMAP (12 mg, 0.1 mmol), triethylamine (80 mL), 1-(3-dimethylaminopropyl)-3-ethylcarbodiimide hydrochloride (DEC) (384 mg, 2.0 mmol) and anhydrous pyridine (5 mL). The mixture was shaken at room temperature for 24 hours. Pentachlorophenol (134 mg, 0.5 mmol) was added, and the mixture was shaken for an additional period of 16 hours. The CPG was filtered off and washed successively with pyridine, CH₂Cl₂, and ether. The CPG was treated with reagent grade piperidine (5 mL), and the slurry was shaken for 10 minutes. The resulting CPG was filtered off, washed successively with CH₂Cl₂ and ether, and dried under vacuum.

The dry CPG was capped by mixing it with equal parts of a solution of 0.5 M acetic anhydride in THF and a solution of 0.5 M 4-DMAP/2,4,6-trimethylpyridine in THF (4 mL each). The slurry was shaken for 2 hours followed by washing successively with pyridine, CH₂Cl₂, THF and ether. Drying under vacuum afforded the immobilized thymidine (0.89 g).

The loading amount was measured by trityl analysis. The CPG-thymidine (6.0 mg) was treated with 5% trichloroacetic acid in 1,2-dichloroethane (10 mL). The UV absorbance of the solution was 1.7283 at 504 nm. The loading amount was therefore 37.9

- 31 -

mmol/g according to the calculation $(A \cdot V \cdot 10^3)/(76W)$. (A: the UV absorbance at 504 nm; V: volume of the solution; W: the weight of CPG.)

The solid support bound thymidine (0.5 g) was placed in a sintered glass funnel and washed with 3% trichloroacetic acid until no red color was observed. The resulting
5 thymidine attached to CPG having a free 5'-OH group was dried under vacuum.

EXAMPLE 15

Sp-Indole-oxazaphosphorine Sp-13

Using the procedures illustrated in Example 6 above (S)-4 (3.0 g, 15 mmol), from Example 5 above, was treated with PCl_3 (1.3 mL, 15 mmol) and 5'-O-DMT-thymidine (8.2
10 g, 15 mmol) to give 5.43 g (47%) of the title compound as a light yellow solid.

M.p. 112 - 113°C. Two diastereoisomers of the title compound were obtained in a ratio of 13 : 1 as established by ^{31}P NMR. ^{31}P NMR (202.3 MHz, CDCl_3): δ 121.58 ppm (93%), 122.17 ppm (7.0%).

^1H NMR (500 MHz, CDCl_3): δ 8.93 (br s, 1H, NH), 7.55 (s, 1H, H-6), 7.24, 6.83
15 (m, 17H, aromatic H), 6.40 (m, 2H, H-3-indole, H-1'), 4.95 (m, 1H, H-3'), 4.41 (m, 1H, CHOP), 4.04 (m, 1H, H-4'), 3.80 (d, 6H, 2 x OCH_3), 3.50, 3.31 (m, 2H, HH' -5'), 3.10 (m, 2H, CH_2 -Indole), 2.72 (m, 2H, CH_2CN), 2.49, 2.24 (m, 2H, HH' -2'), 1.41 (s, 3H, CH_3C -5).
 ^{13}C NMR (125.7 MHz, CDCl_3): δ 163.44 (C-4), 158.62 (C-2), 150.20, 143.92, 137.74, 137.61, 135.22, 134.98, 134.93, 133.58, 129.96, 128.00, 127.85, 127.09, 122.55, 121.63,
20 120.44, 115.76, 113.13 (d), 111.33, 110.30 (d), 104.17, 86.89, 85.18 (d), 84.49, 75.07 (d), 70.20 (d), 62.75, 55.15, 39.45 (d), 30.75 (d), 29.52, 25.14 (d), 11.56. MS (FAB, NBA): 795 (M+Na⁺, 4.6%), 773 (M+H⁺, 1.0%), 772 (1.8%).

EXAMPLE 16

Preparation of dimer having alkylphosphonate internucleotide linkage 14

25 To the sintered glass funnel was added solid support bound thymidine (27 mg, 1 μmol) as prepared in Example 14 above and a solution of Sp-13 in CH_3CN (0.2 mL, 0.1 M) from Example 15 above. DBU (30 μL , 0.2 mmol) was added via syringe. After five minutes the solid support was washed with CH_3CN (3 x 2 mL) and treated with Beaucage reagent (0.1 mL, 0.1 M in THF). After detritylation with 3% trichloroacetic acid in 1,2-

dichloroethane, the solid support was cleaved with NH_4OH (28%) at 50°C for two hours. The solution was evaporated to dryness with a phase-drier, the residue was dissolved in HPLC-grade water (1 mL) and filtered to give a solution of the title compound.

MS (FAB) m/z: 735 ($\text{M}+\text{Na}^+$, 4.52%), 713 ($\text{M}+\text{H}^+$, 100.0%), 714 (42.95%), 715
5 (9.40%).

EXAMPLE 17

5'-O-DMT-3'-O-TBDPS-[2-cyano-1-(2-methylene-indole)-ethylphosphonate] TT dimer 15

To a solution of Sp-13/Rp-13 (12:1) (200 mg, 0.26 mmol) in dry THF (10 mL) was
10 added 5 equivalents of DBU (194 μL). After 5 minutes, 1 eq. of 3'-O-TBDPS-thymidine (124 mg) was added. The mixture was stirred for 5 minutes. The solvent was evaporated, and the crude product was purified by flash chromatography (EtOAc) to give 140 mg (43%) of the title compound as a light yellow solid (m.p. $127\text{-}128^\circ\text{C}$).

The title compound gave four peaks using ^{31}P NMR. ^{31}P NMR (202.3 MHz,
15 CDCl_3): δ 29.88 ppm (14.2%), 29.66 ppm (1.7%), 28.97 ppm (21.0%), 28.79 ppm (63.1%).

^1H NMR (500 MHz, CDCl_3): δ 9.52 (s, 1H, NH-3-T^5), 9.44 (s, 1H, NH-3-T^3), 9.10 (s, 1H, NH), 7.62 - 6.77 (m, 27H, aromatic H), 7.48 (s, 1H, H-6-T^5), 7.13 (s, 1H, H-6-T^3), 6.30 (m, 2H, $\text{H-1}'\text{-T}^3$, NCCH), 6.13 (m, 1H, $\text{H-1}'\text{-T}^5$), 5.16 (m, 1H, $\text{H-3}'\text{-T}^3$), 4.29 (m, 1H, $\text{H-3}'\text{-T}^5$), 4.10 (m, 1H, $\text{H-4}'\text{-T}^5$), 4.06 (m, 1H, $\text{H-4}'\text{-T}^3$), 3.88, 3.82 (m, 2H, $\text{HH}'\text{-5}'\text{-T}^3$),
20 3.73, 3.72 (d, 6H, 2 x CH_3O), 3.43, 3.28 (m, 2H, $\text{HH}'\text{-5}'\text{-T}^5$), 3.17 (m, 2H, CCH_2), 2.90 (m, 1H, PCH), 2.50 (m, 1H, $\text{H-2}'\text{-T}^3$), 2.36 (m, 3H, $\text{H}'\text{-2}'\text{-T}^3$, CNCH_2), 2.24, 2.06 (m, $\text{HH}'\text{-2}'\text{-T}^5$), 1.77 (s, 3H, $\text{CH}_3\text{C-5-T}^5$), 1.43 (s, 3H, $\text{CH}_3\text{C-5-T}^3$), 1.06 (s, 9H, $\text{SiC}(\text{CH}_3)_3$). HRMS (FAB, $\text{M}+\text{H}^+$): $\text{C}_{69}\text{H}_{74}\text{N}_6\text{O}_{13}\text{PSi}$, Calcd. 1253.482079, Found 1253.482500.

EXAMPLE 18

25 5'-O-DMT-3'-O-TBDMS-cyanoethylphosphonate T-T dimer 16

5'-O-DMT-thymidine cyanoethoxydiisopropylaminophosphoramidite was reacted with 3'-O-TBDMS-thymidine following standard solution phase phosphoramidite methods to give 5'-O-DMT-3'-O-TBDMS-cyanoethoxyphosphite T-T dimer. The cyanoethoxyphosphite dimer was purified by silica gel flash column chromatography using hexane:ethyl

- 33 -

acetate (3/7, v/v) as the eluent to give several fractions. The purest fraction was shown to contain a mixture of diastereomers at a ration of 1:10 with the diastereomer of lower concentration eluting faster than the major diastereomer. ³¹P NMR analysis of the mixture shows two peaks for the mixture of diastereomers (³¹P NMR: 140.0 ppm for the fast eluted, 139.8 ppm for the slow eluted). This mixture was dissolved in CH₂Cl₂ followed by treatment with DBU (10 eq.) at room temperature. The reaction was complete in 10 hours giving the title alkylphosphonate as a mixture of diastereomers in a ratio of 1:10 (³¹P NMR: 28.4 ppm for the fast eluted, 27.6 ppm for the slow eluted).

EXAMPLE 19

10 **Preparation of thymidine 12mer having a cyanoethyl alkylphosphonate internucleoside linkage at the 3' terminus**

Commercially available 5'-O-DMT-2-cyanoethyl-N,N-diisopropylamino thymidine phosphoramidite (0.1 M in CH₃CN) is coupled to commercially available thymidine CPG (1 mmol) using standard phosphoramidite coupling protocols to give the 5'-O-DMT-2-cyanoethyl protected phosphite dimer attached to solid support at the 3'-O-position. The automated synthesis column where the first coupling is performed is extensively washed with CH₃CN, and a mixture of acrylonitrile (0.1 M) and DBU (0.5 M) in dry CH₃CN is delivered to the washed dimer for 1 minute. After 15 minutes contact time, the solid support is washed with CH₃CN. A total of 10 additional coupling cycles are carried out using 5'-O-DMT-2-cyanoethyl-N,N-diisopropylamino thymidine phosphoramidite at each coupling following standard phosphoramidite protocols to give a 12mer. The T-12mer is removed from the solid support by treatment with concentrated aqueous ammonia for 2 hours at room temperature. The resulting solution is evaporated. The product is isolated by reversed phase HPLC on a DeltaPak column (C18, 15 mm, 3.9x300 mm). A linear gradient is used for the separation (from 0 to 60% buffer B in buffer A, in 40 minutes at a flow rate of 1.5 mL min⁻¹, buffer A = 0.1 M ammonium acetate, buffer B = 80% aq CH₃CN). The collected fractions are evaporated, the product is desalted and characterized by capillary gel electrophoresis and ESMS.

EXAMPLE 20

- 34 -

Preparation of thymidine 12mer having a cyanoethyl alkylphosphonate internucleoside linkage at the 3' terminus

Thymidine 5'-O-DMT-3'-H-phosphonate (triethylammonium salt, 0.1 M in pyridine) is coupled to commercially available thymidine CPG (1 mmol) on an automated synthesizer reaction column using the standard coupling protocol. Pivaloyl chloride is used as an activator to give 5'-O-DMT-thymidine dimer having an H-phosphonate internucleoside linkage attached to a solid support at the 3'-O-position. The dimer is thoroughly washed with CH₃CN, and treated with N,O-bis(trimethylsilyl)trifluoroacetamide (0.1 M in CH₃CN) for 3 min followed by treatment with a mixture of acrylonitrile (0.1 M) and DBU (0.5 M) in dry CH₃CN (1 minute). After 15 minutes contact time, the solid support bound dimer is washed with CH₃CN. A total of 10 additional coupling cycles are carried out using 5'-O-DMT-2-cyanoethyl-N,N-diisopropylamino thymidine phosphoramidite (0.1 M in CH₃CN) at each coupling following standard phosphoramidite protocols using 1H-tetrazole as an activator to give a 12mer. The resulting 12mer is removed from the solid support by treatment with concentrated aqueous ammonia for 2 hours at room temperature. The solution is evaporated and the product is isolated by reversed phase HPLC as described as per the procedure illustrated in Example 19 above. The product containing fractions are evaporated and the product is desalted and characterized by capillary gel electrophoresis and ESMS.

20

EXAMPLE 21**Preparation of thymidine 12mer having a cyanoethyl alkylphosphonate internucleoside linkage at the 5' terminus**

Commercially available 5'-O-DMT-2-cyanoethyl-N,N-diisopropylamino thymidine phosphoramidite (0.1 M in CH₃CN) is coupled to commercially available thymidine CPG (1 mmol) using standard phosphoramidite coupling protocols to give the 5'-O-DMT-2-cyanoethyl protected phosphite dimer attached to solid support at the 3'-O-position. A total of 10 additional coupling cycles are carried out using 5'-O-DMT-2-cyanoethyl-N,N-diisopropylamino thymidine phosphoramidite at each coupling following standard phosphoramidite protocols to give the phosphotriester 11mer. The 5'-terminal DMT group is removed and the solid support-bound 11mer is treated with a further 5'-O-DMT-2-

30

- 35 -

cyanoethyl-N,N-diisopropylamino thymidine phosphoramidite (0.1 M in CH₃CN) in the presence of 1H-tetrazole. The solid support is thoroughly washed with CH₃CN, and further treated with a mixture of acrylonitrile (0.1 M) and DBU (0.5 M) in dry CH₃CN for 1 minute. After 15 minutes contact time, the solid support is washed with CH₃CN. The solid support is treated with concentrated aqueous ammonia for 2 hours at room temperature and evaporated. The product is isolated by reversed phase HPLC as illustrated in Example 19 above. The product containing fractions are evaporated and the product is desalted and characterized by capillary gel electrophoresis and ESMS.

EXAMPLE 22

10 **5'-O-DMT-3'-O-TBDMS-3-trifluoroacetylamino-propylphosphonate TT dimer**

5'-O-DMT-3'-O-TBDMS-cyanoethylphosphonate T-T dimer (16, Example 18) is dissolved in a suitable solvent and treated with BH₃·SMe₂ complex. The resulting 3-aminopropylphosphonate is protected by treatment with CF₃COOEt to give the title
15 compound.

EXAMPLE 23

Preparation of 5'-O-DMT-3'-O-[2- cyanoethyl-N,N-diisopropyl]phosphoramidite cyanoethyl alkylphosphonate TT dimer

5'-O-DMT-3'-O-TBDMS-cyanoethylphosphonate T-T dimer (16, Example 18) is
20 dissolved in a suitable solvent and treated with Et₃N·3HF (triethylamine trihydrofluoride) complex to give the free 3'-OH at the 3'-end of the dimer. The dimer is further treated with 2-cyanoethyl diisopropylchlorophosphoramidite to form the phosphoramidite TT dimer.

EXAMPLE 24

**5'-O-DMT-3'-O-[2- cyanoethyl-N,N-diisopropyl]phosphoramidite-3-
25 trifluoroacetylamino-propylphosphonate TT dimer**

5'-O-DMT-3'-O-TBDMS-3-trifluoroacetylamino-propylphosphonate TT dimer (Example 22) is dissolved in a suitable solvent and treated with Et₃N·3HF (triethylamine trihydrofluoride) complex to give the free 3'-OH at the 3'-end of the dimer. The dimer is

further treated with 2-cyanoethyl diisopropylchlorophosphoramidite to form the phosphoramidite TT dimer.

EXAMPLE 25

5'-O-DMT-3'-O-TBDMS-3'-cholesteryl-oxy-carbonyl-aminopropyl phosphonate TT

5 dimer

The 5'-O-DMT-3'-O-TBDMS-3-aminopropylphosphonate TT dimer of Example 22 above is treated with cholesteryl chloroformate in pyridine/CH₂Cl₂ (50:50 v/v) to give the title compound.

EXAMPLE 26

10 5'-O-DMT-3'-O-TBDMS-3'-cholesteryl-oxy-carbonyl-aminopropyl phosphonate TT dimer

5'-O-DMT-3'-O-TBDMS-3'-cholesteryl-oxy-carbonyl-aminopropyl phosphonate TT dimer (Example 25) is dissolved in a suitable solvent and treated with Et₃N-3HF to deblock the 3'-hydroxyl group. The dimer is further treated with 2-cyanoethyl diisopropyl-
15 chlorophosphoramidite to form the cholesteryl conjugated phosphoramidite TT dimer.

EXAMPLE 27

Preparation of a 9mer alkylphosphonate gapmer T_aT_aT TTT T_aT_aT (T_a = 3-dimethylaminopropylalkylphosphonate internucleoside linkage)

Commercially available 5'-O-DMT-2-cyanoethyl-N,N-diisopropylamino thymidine
20 phosphoramidite (0.1 M in CH₃CN) is coupled to commercially available thymidine CPG (1 mmol) using standard phosphoramidite coupling protocols on an automated synthesizer to give the 5'-O-DMT-2-cyanoethyl protected phosphite dimer attached to solid support at the 3'-O-position. The automated synthesis column containing the solid support bound dimer is extensively washed with CH₃CN, and a mixture of acrylonitrile (0.1 M) and DBU
25 (0.5 M) in dry CH₃CN is delivered to the washed dimer for 1 minute. After 15 minutes contact time, the solid support is washed with CH₃CN.

The resulting cyanoethyl alkylphosphonate dimer is treated with BH₃·SMe₂ complex in CH₃CN and washed with acetonitrile. The resulting 3-aminopropylphosphonate is

- 37 -

further treated with methyl iodide to form the 5'-O-DMT-3-dimethylaminopropylphosphonate T_aT dimer attached to solid support at the 3'-terminus.

The dimer is extended by treatment with TCA to remove the 5'-O-DMT group and further treatment with a 5'-O-DMT-2-cyanoethyl-N,N-diisopropylamino thymidine phosphoramidite following standard phosphoramidite protocols. The resulting phosphite triester internucleoside linkage is treated as illustrated above to form the 5'-O-DMT-3-dimethylaminopropylphosphonate T_aT_aT trimer attached to solid support at the 3'-terminus.

Alternatively the T_aT_aT trimer can be prepared as per the procedure of Example 20. The dimer is prepared, reduced and functionalized with methyl iodide to give the T_aT dimer. The dimer is extended by treatment with TCA to remove the 5'-O-DMT group and coupling a further H-phosphonate T nucleoside using a hindered acyl halide activating group (pivaloyl chloride for example) following standard H-phosphonate coupling protocols. The resulting trimer is treated as previously stated to give the T_aT_aT trimer attached to solid support at the 3'-terminus.

The T_aT_aT trimer is extended by 4 additional coupling cycles using 5'-O-DMT-2-cyanoethyl-N,N-diisopropylamino thymidine phosphoramidite at each coupling following standard phosphoramidite protocols to give the phosphotriester 7mer T_aT_aT TTT T with phosphodiester internucleotide linkages (alternatively oxidation can be performed to give the P=S linkages).

The 7mer is further treated as illustrated above with T phosphoramidites followed by treatment with DBU and reduction to give the title gapmer attached to solid support. The title gapmer can be removed from the solid support via treatment with aqueous concentrated ammonia. Removal of the 5'-O-DMT group will give the title gapmer.

EXAMPLE 28

Preparation of a substantially diastereomerically pure 6mer alkylphosphonate T_aT_aT_aT_aT_aT (T_a = 3-trifluoroacetylaminopropylalkylphosphonate internucleoside linkage)

To a solution of Sp-13 (200 mg, 0.26 mmol), purified by HPLC, in dry THF (10 mL) is added 5 equivalents of DBU (194 μL). After 5 minutes, 1 eq. of 3'-O-TBDPS-thymidine (124 mg) is added. The mixture is stirred for 5 minutes. The solvent is

- 38 -

evaporated, and the crude product is purified by flash chromatography (EtOAc) to give 5'-O-DMT-3'-O-TBDPS-[2-cyano-1-(2-methylene-indole)-ethylphosphonate] TT dimer as essentially a pure diastereomer. The alkylphosphonate compound is treated with a reducing agent to reduce the cyano group. The resulting amino group is treated with CF₃COOEt to give the trifluoroacetyl protected amino group. The 5'-O-DMT group is removed using TCA and the reaction sequence illustrated above is repeated to give the trimer having essentially diastereomerically pure internucleoside linkages. Repetition of the procedure 3 additional times will form the hexamer having essentially diastereomerically pure internucleoside linkages.

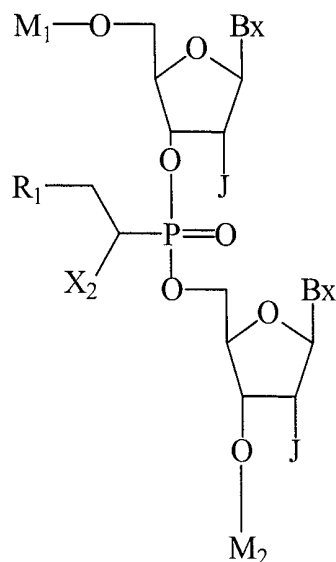
10 EXAMPLE 29

Preparation of a substantially diastereomerically pure 6mer alkylphosphonate T_aT_aT_aT_aT_aT_aT (T_a = 3-(cholesteryloxy-carbonyl)aminopropylalkylphosphonate internucleoside linkage)

To a solution of Sp-13 (200 mg, 0.26 mmol), purified by HPLC, in dry THF (10 mL) is added 5 equivalents of DBU (194 μL). After 5 minutes, 1 eq. of 3'-O-TBDPS-thymidine (124 mg) is added. The mixture is stirred for 5 minutes. The solvent is evaporated, and the crude product is purified by flash chromatography (EtOAc) to give 5'-O-DMT-3'-O-TBDPS-[2-cyano-1-(2-methylene-indole)-ethylphosphonate] TT dimer as essentially a pure diastereomer. The alkylphosphonate compound is treated with a reducing agent to reduce the cyano group. The resulting amino group is treated with cholesterol chloroformate in pyridine/methylene chloride to give the cholesterol derivatized amino group. The 5'-O-DMT group is removed using TCA and the reaction sequence illustrated above is repeated to give the trimer having essentially diastereomerically pure internucleoside linkages. Repetition of the procedure 3 additional times will form the hexamer having essentially diastereomerically pure internucleoside linkages.

WHAT IS CLAIMED IS:

1. A process of preparing an alkylphosphonate compound of the structure:



wherein

- 5 Each M_1 and M_2 independently, are hydrogen or a hydroxyl protecting group or one of M_1 and M_2 is hydrogen or a hydroxyl protecting group and the other of M_1 and M_2 is a covalent attachment to a solid support;

 each J is, independently, hydrogen, a 2'-substituent group, or a protected 2'-substituent group;

- 10 R_1 is an electron withdrawing group;

- 40 -

X_2 is hydrogen or $-(CH_2)_m-E_2$;

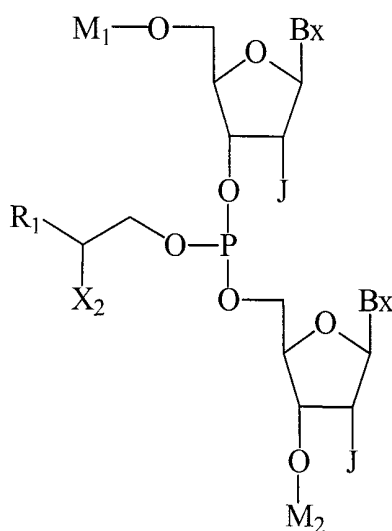
E_2 is hydrogen, alkyl, aryl, aralkyl, substituted aryl, a heterocycle, mixed heterocycle or heteroaryl;

m is 0, 1, 2 or 3; and

5 Bx is a heterocyclic base moiety;

comprising the steps of:

a) selecting a dimeric trialkylphosphite compound of the structure:



and

10 b) treating said dimeric trialkylphosphite compound, in a solvent, with a base

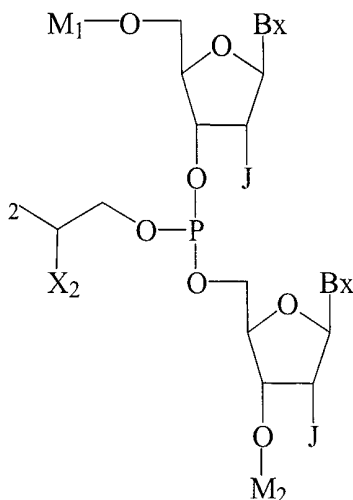
under conditions of time temperature and pressure to form said alkylphosphonate compound.

2. The process of claim 1 wherein one of M_1 and M_2 is a hydroxyl protecting group and the other of M_1 and M_2 is a covalent attachment to a solid support.
- 5 3. The process of claim 1 wherein both of M_1 and M_2 are hydroxyl protecting groups.
4. The process of claim 1 wherein said electron withdrawing group is CN, COOR_5 wherein R_5 is $\text{C}_1\text{-C}_8$ alkyl, NO_2 , CF_3 , aryl, halogen or substituted aryl wherein said substituents are halogen, cyano, $\text{C}_1\text{-C}_6$ alkyl, perhalo $\text{C}_1\text{-C}_3$, alkyl, alkoxy, nitro, nitroso or
10 carboxylate.
5. The process of claim 4 wherein said electron withdrawing group is CN or NO_2 .
6. The process of claim 1 wherein X_2 is H and R_1 is CN.
7. The process of claim 1 wherein said alkylphosphonate compound is prepared
15 as substantially a single diastereomer.
8. The process of claim 1 wherein said dimeric trialkylphosphite compound is substantially diastereomerically pure.
9. The process of claim 1 wherein said base is 1,8-diazabicyclo[5.4.0]undec-7-ene (DBU), diisopropylethylamine (Hunig's base), a secondary amine, piperidine,
20 morpholine, or piperazine.
10. The process of claim 1 wherein said solvent is DMF, DMSO, THF, THP or CH_3CN .

- 42 -

11. The process of claim 1 further comprising:

treating said alkylphosphonate compound with a chemical compound under conditions of time, temperature and pressure effective to reduce or modify said electron withdrawing group and optionally treating said alkylphosphonate compound having said reduced or modified electron withdrawing group with a chemical functional group having a reactive moiety thereon, to form an alkylphosphonate compound of the structure:



wherein

each M_1 and M_2 independently, are hydrogen or a hydroxyl protecting group
 10 or one of M_1 and M_2 is hydrogen or a hydroxyl protecting group and the other of M_1 and M_2 is a covalent attachment to a solid support;

each J is, independently, hydrogen, a 2'-substituent group or a protected 2'-substituent group;

R_2 is a group having the formula $-(CH_2)_mN(R_3)(R_4)$, $-N(R_3)(R_4)$, or -
 15 $C(O)N(R_3)(R_4)$;

each R_3 and R_4 independently, are H, C_1 - C_{10} alkyl, C_1 - C_{10} alkylamino, C_1 - C_{10} alkyl substituted alkylamino or a nitrogen protecting group;

each X_2 is hydrogen or $-(CH_2)_m-E_2$;

E_2 is hydrogen, alkyl, aryl, aralkyl, substituted aryl, a heterocycle, mixed

- 43 -

heterocycle or heteroaryl;

each m is, independently, 0, 1, 2 or 3; and

Bx is a heterocyclic base moiety.

12. The process of claim 11 wherein said chemical compound is a reducing
5 agent.

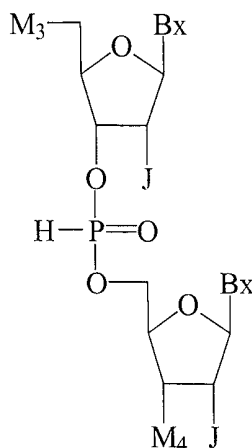
13. The process of claim 12 wherein said reducing agent is $\text{BH}_3 \cdot \text{SMe}_2$, NaBH_4 and $\text{CoCl}_2 \cdot 6\text{H}_2\text{O}$, or $\text{LiBH}_4/\text{MeOH}$ and diglyme.

14. The process of claim 11 wherein X_2 is H and R_2 is $-\text{CH}_2\text{N}(\text{H})(R_3)$ where R_3 is $\text{C}_1\text{-C}_{10}$ alkyl.

10 15. The process of claim 11 wherein said chemical compound is ammonia, a primary amine or a secondary amine wherein the substituents are $\text{C}_1\text{-C}_{10}$ alkyl.

16. The process of claim 15 wherein said chemical compound is ammonia, methylamine, dimethylamine, or dimethylaminoethylamine.

15 17. A process of preparing an alkylphosphonate compound of the structure:



- 44 -

wherein

Each M_1 and M_2 independently, are hydrogen or a hydroxyl protecting group or one of M_1 and M_2 is hydrogen or a hydroxyl protecting group and the other of M_1 and M_2 is a covalent attachment to a solid support;

5 each J is, independently, hydrogen, a 2'-substituent group, or a protected 2'-substituent group;

R_1 is an electron withdrawing group;

X_2 is hydrogen or $-(CH_2)_m-E_2$;

E_2 is hydrogen, alkyl, aryl, aralkyl, substituted aryl, a heterocycle, mixed

10 heterocycle or heteroaryl;

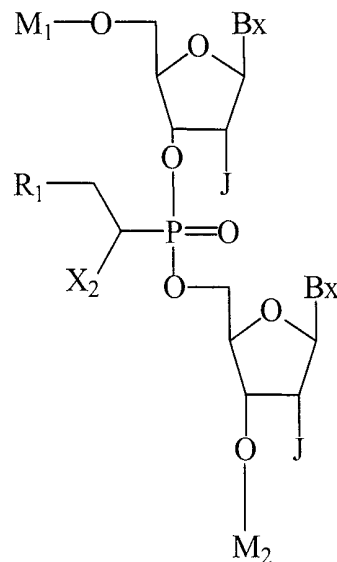
m is 0, 1, 2 or 3; and

Bx is a heterocyclic base moiety;

comprising the steps of:

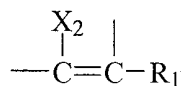
a) selecting an H-phosphonate compound of the structure:

15



- 45 -

b) treating said H-phosphonate compound with an α,β -unsaturated compound of the structure:



5 in a solvent under conditions of time temperature and pressure to form said alkylphosphonate compound.

18. The method of claim 17 further comprising the step of treating said H-phosphonate compound with a silylating agent under conditions of time temperature and pressure to form a silyl intermediate prior to said treatment with said α,β -unsaturated
10 compound.

19. The method of claim 18 wherein said silylating agent is N,O-bis(trimethylsilyl)-trifluoroacetamide, trimethylsilyl chloride in pyridine, 1-trimethylsilyl imidazole, 3-TMS-2-oxazolidinone, 1-TMS-1,2,4-triazole, or Bis-TMS urea.

20. The process of claim 17 wherein one of M_1 and M_2 is a hydroxyl protecting
15 group and the other of M_1 and M_2 is a covalent attachment to a solid support.

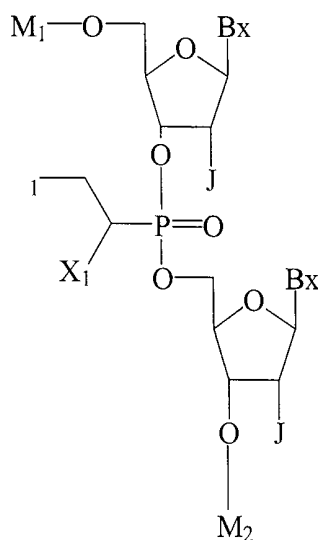
21. The process of claim 17 wherein both of M_1 and M_2 are hydroxyl protecting groups.

22. The process of claim 17 wherein said electron withdrawing group is CN, COOR₅ wherein R₅ is C₁-C₈ alkyl, NO₂, CF₃, aryl, halogen or substituted aryl wherein said
20 substituents are halogen, cyano, C₁-C₆ alkyl, perhalo C₁-C₃, alkyl, alkoxy, nitro, nitroso or carboxylate.

23. The process of claim 22 wherein said electron withdrawing group is CN or NO₂.

- 46 -

24. The process of claim 17 wherein X_2 is H.
25. The process of claim 17 wherein said alkylphosphonate compound is prepared as substantially a single diastereomer.
26. The process of claim 17 wherein said dimeric trialkylphosphite compound is
5 substantially diastereomerically pure.
27. The process of claim 17 wherein said base is 1,8-diazabicyclo[5.4.0]undec-7-ene (DBU), diisopropylethylamine (Hunig's base), a secondary amine, piperidine, morpholine, or piperazine.
28. The process of claim 17 wherein said solvent is DMF, DMSO, THF, THP or
10 CH_3CN .
29. A process of preparing an alkylphosphonate compound of the structure:



- 47 -

wherein

each M_1 and M_2 independently, are hydrogen or a hydroxyl protecting group or one of M_1 and M_2 is hydrogen or a hydroxyl protecting group and the other of M_1 and M_2 is a covalent attachment to a solid support;

5 each J is, independently, hydrogen, a 2'-substituent group or a protected 2'-substituent group;

R_1 is an electron withdrawing group;

X_1 is $-(CH_2)_n-E_1$;

n is 1, 2 or 3;

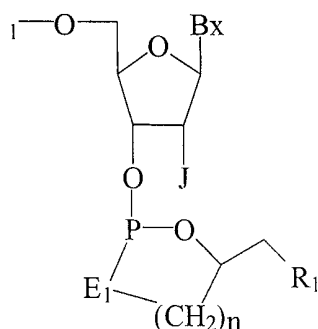
10 E_1 is a nitrogen containing heterocycle, a nitrogen containing mixed heterocycle or nitrogen containing heteroaryl moiety; and

Bx is a heterocyclic base moiety;

comprising the steps of:

a) selecting a cyclic phosphoramidite compound of the structure:

15

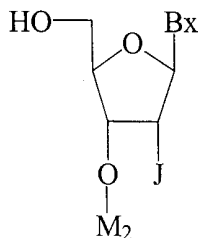


wherein said E_1 is covalently attached to P by a N-P bond of said nitrogen containing heterocycle, nitrogen containing mixed heterocycle or nitrogen containing heteroaryl moiety to P;

b) treating said cyclic phosphoramidite compound, in a solvent, with a base
20 under conditions of time temperature and pressure to form an intermediate compound; and

- 48 -

c) treating said intermediate compound with a further compound of the structure:



under conditions of time, temperature and pressure to form said alkylphosphonate
5 compound.

30. The process of claim 29 wherein one of M_1 and M_2 is a hydroxyl protecting group and the other of M_1 and M_2 is a covalent attachment to a solid support.
31. The process of claim 29 wherein M_1 and M_2 are each a hydroxyl protecting group.
- 10 32. The process of claim 29 wherein said electron withdrawing group is CN, COOR₅ where R₅ is C₁-C₈ alkyl, NO₂, CF₃, aryl, halogen or substituted aryl wherein said substituents are halogen, cyano, C₁-C₆ alkyl, perhalo C₁-C₃, alkyl, alkoxy, nitro, nitroso or carboxylate.
- 15 33. The process of claim 29 wherein said electron withdrawing group is CN or NO₂.
34. The process of claim 29 wherein X₁ is a nitrogen containing heteroaryl moiety.
35. The process of claim 34 wherein said nitrogen containing heteroaryl moiety is indole.

- 49 -

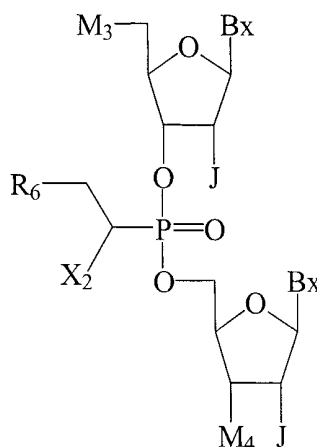
36. The process of claim 29 wherein said alkylphosphonate compound is prepared as substantially a single diastereomer.

37. The process of claim 29 wherein said cyclic phosphoramidite compound is substantially diastereomerically pure.

5 38. The process of claim 29 wherein said base is 1,8-diazabicyclo[5.4.0]undec-7-ene (DBU), diisopropylethylamine (Hunig's base), a secondary amine, piperidine, morpholine, or piperazine.

39. The process of claim 29 wherein said solvent is DMF, DMSO, THF, THP or CH₃CN.

10 40. A compound of the structure:



wherein

Each M₃ and M₄ independently, are OH, a protected hydroxyl, a linkage to a solid support, an activated phosphate group, an activated phosphite group, a reactive group
 15 for forming an internucleotide linkage, a nucleotide, a nucleoside, or an oligonucleotide;
 each J is, independently, hydrogen or a 2'-substituent group;

- 50 -

- R_6 is an electron withdrawing group or a group having the formula -
(CH₂)_nN(R₃)(R₄);
each R₃ and R₄ independently, are H, C₁-C₁₀ alkyl or a nitrogen protecting
group;
- 5 each X₂ is hydrogen or -(CH₂)_n-E₂;
E₂ is hydrogen, alkyl, aryl, aralkyl, substituted aryl, a heterocycle, mixed
heterocycle or heteroaryl;
n is 1, 2, or 3; and
Bx is a heterocyclic base moiety.
- 10 41. The compound of claim 40 wherein one of M₃ and M₄ is a hydroxyl
protecting group and the other of M₃ and M₄ is a covalent attachment to a solid support.
42. The compound of claim 40 wherein both of M₃ and M₄ are hydroxyl
protecting groups.
43. The compound of claim 40 wherein R₆ is an electron withdrawing group.
- 15 44. The compound of claim 40 wherein said electron withdrawing group is CN,
COOR₅ wherein R₅ is alkyl, NO₂, CF₃, aryl, halogen or substituted aryl wherein said
substituents are halogen, cyano, C₁-C₆ alkyl, perhalo C₁-C₃, alkyl, alkoxy, nitro, nitroso or
carboxylate.
- 20 45. The compound of claim 44 wherein said electron withdrawing group is CN
or NO₂.
46. The compound of claim 40 wherein X₂ is a nitrogen containing heteroaryl
moiety.
47. The compound of claim 46 wherein said nitrogen containing heteroaryl
moiety is indole.

48. The compound of claim 40 prepared substantially as a single diastereomer.

1/4

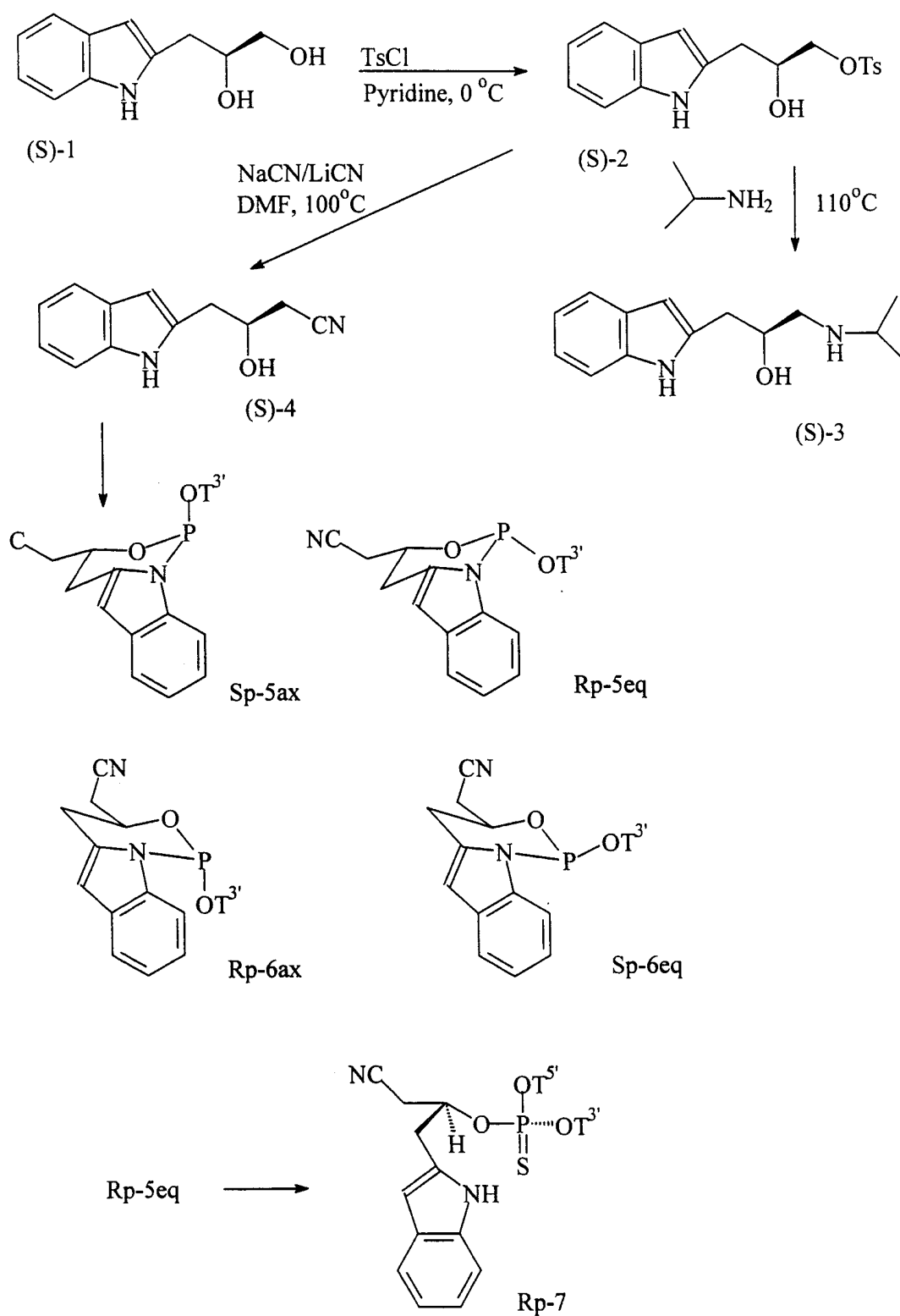


Figure 1

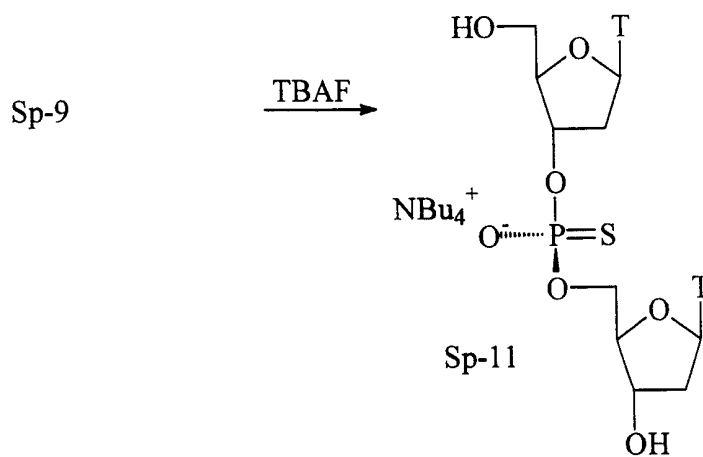
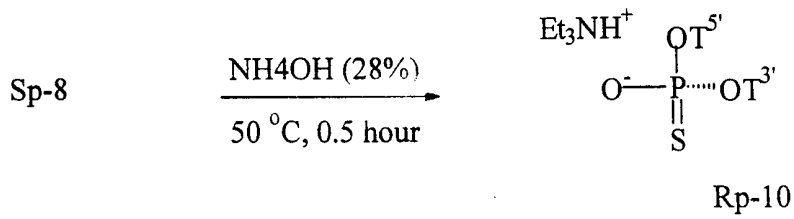
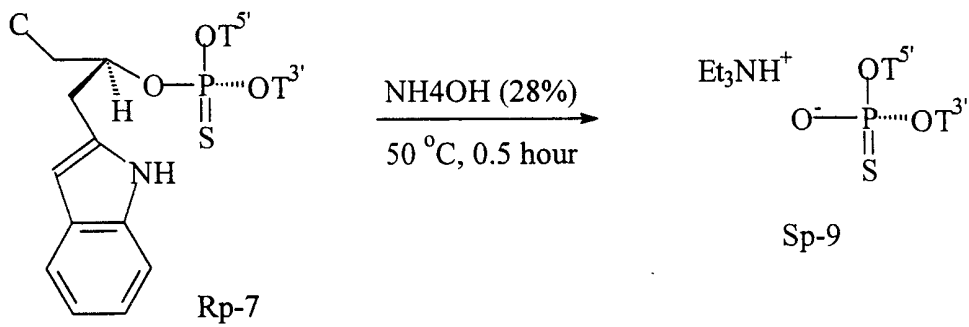
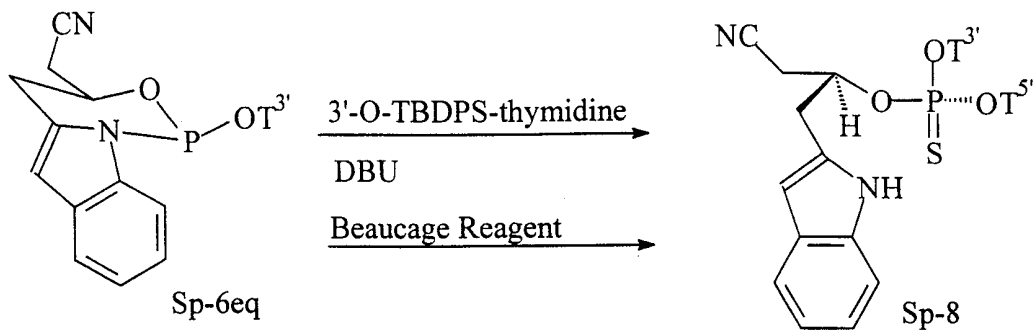


Figure 2

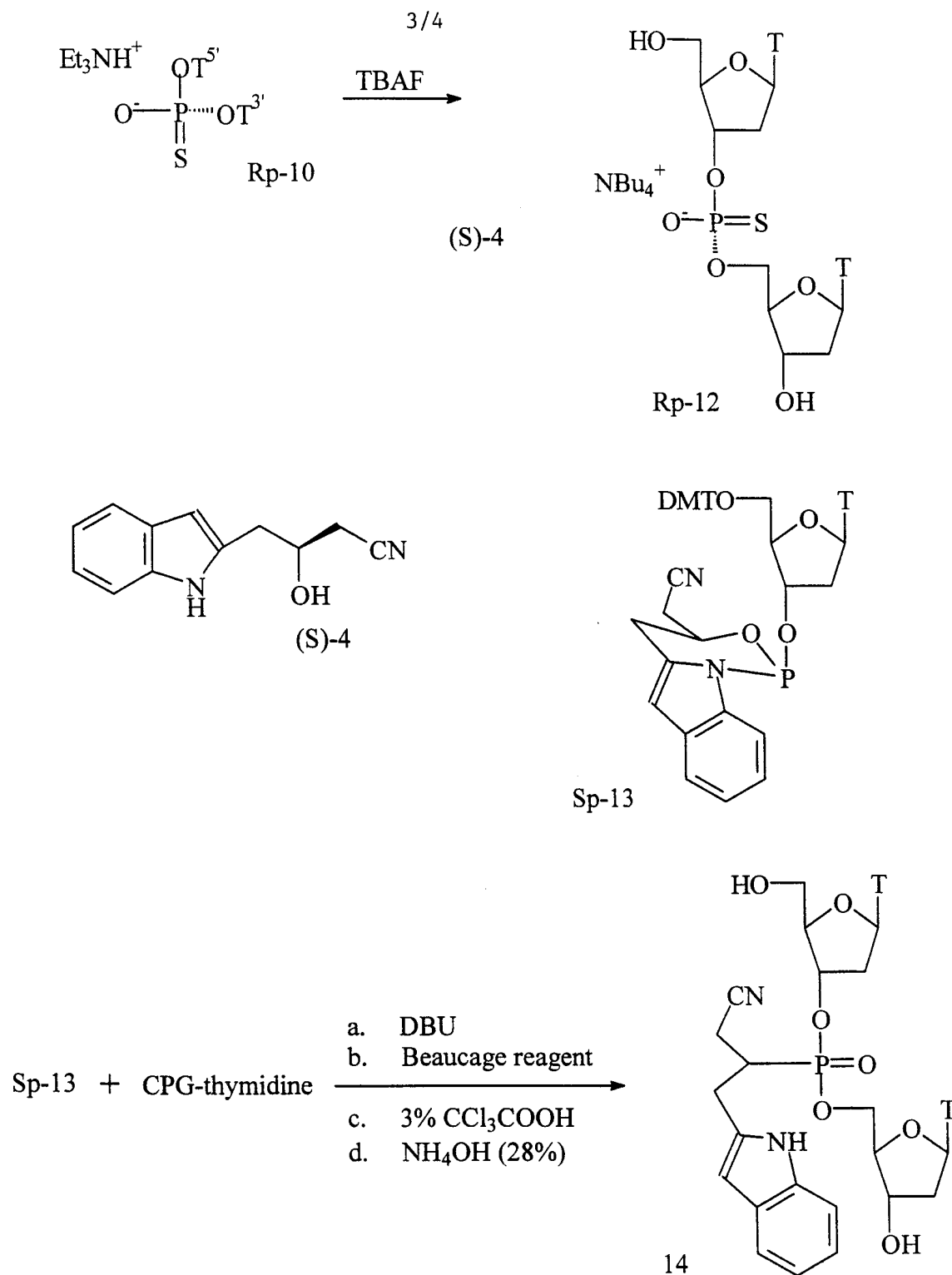


Figure 3

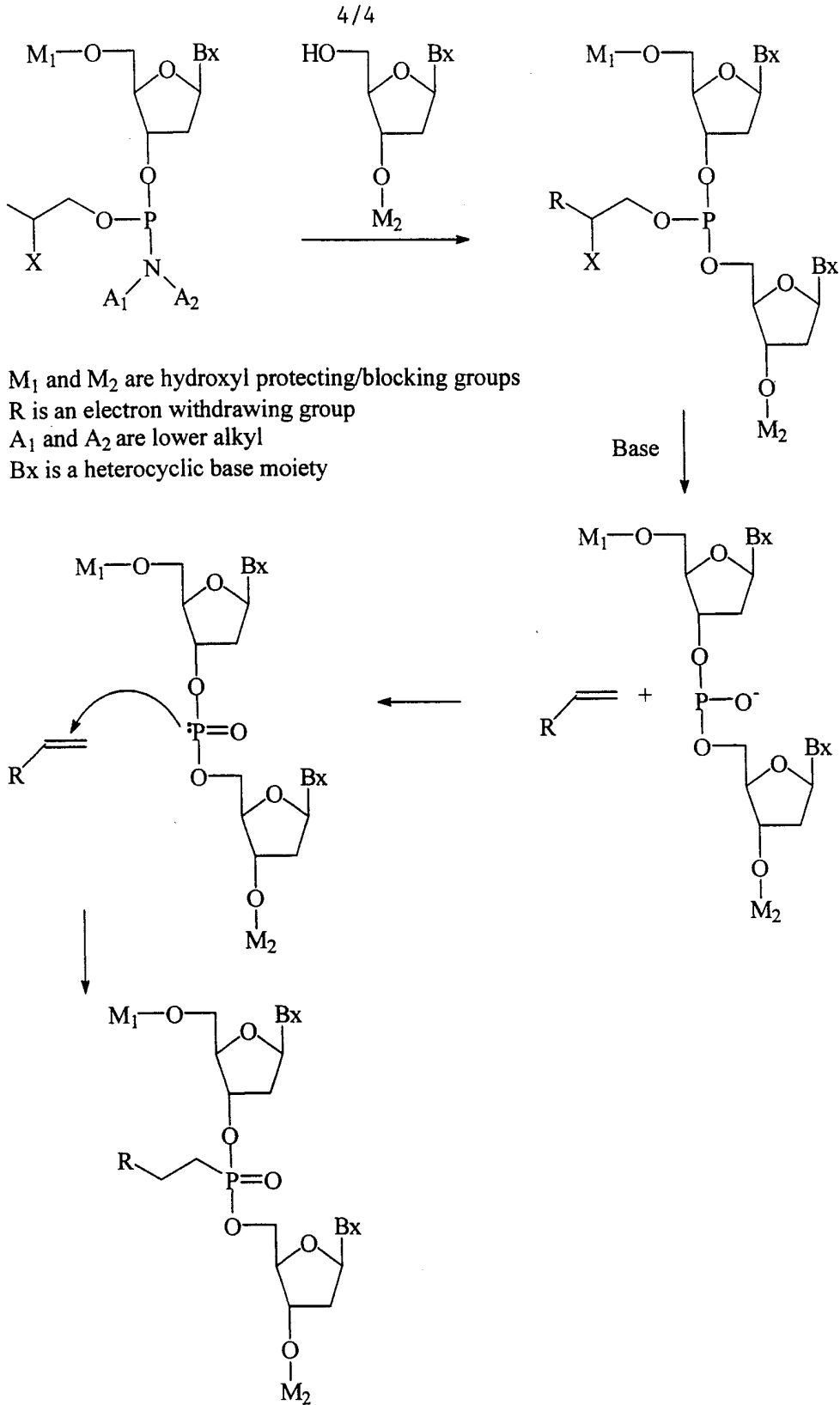


Figure 4

INTERNATIONAL SEARCH REPORT

International application No.
PCT/US00/04231

A. CLASSIFICATION OF SUBJECT MATTER		
IPC(7) : C07H 21/00, 21/04 US CL : 536/24.5, 25.3, 25.34 According to International Patent Classification (IPC) or to both national classification and IPC		
B. FIELDS SEARCHED		
Minimum documentation searched (classification system followed by classification symbols) U.S. : 536/24.5, 25.3, 25.34		
Documentation searched other than minimum documentation to the extent that such documents are included in the fields searched		
Electronic data base consulted during the international search (name of data base and, where practicable, search terms used) Please See Extra Sheet.		
C. DOCUMENTS CONSIDERED TO BE RELEVANT		
Category*	Citation of document, with indication, where appropriate, of the relevant passages	Relevant to claim No.
X	JP 62-70391 A (NOROYI et al.) 31 March 1987 (31.03.87), col. 1-6.	41-48
Y	GUZAEV et al. A Novel support for Synthesis of 3'-Phosphorylated Chimeric Oligonucleotides Containing Internucleosidic Methyl Phosphotriester and Methylphosphonate Linkages. Tetrahedron Letters. 1997, Vol. 38, No. 22, pages 3989-3992, see entire document.	1-48
Y	JUST et al. A Stereoselective Synthesis of Dinucleotide Boranophosphate, Using Chiral Indole-oxazaphosphorine Intermediates. Tetrahedron Letters. June 1998, Vol. 39, pp. 6433-6436. see entire document	1-39
-		-----
X		40-48
<input checked="" type="checkbox"/> Further documents are listed in the continuation of Box C. <input type="checkbox"/> See patent family annex.		
* "A"	Special categories of cited documents: document defining the general state of the art which is not considered to be of particular relevance	* "T" later document published after the international filing date or priority date and not in conflict with the application but cited to understand the principle or theory underlying the invention
* "E"	earlier document published on or after the international filing date	* "X" document of particular relevance; the claimed invention cannot be considered novel or cannot be considered to involve an inventive step when the document is taken alone
* "L"	document which may throw doubts on priority claim(s) or which is cited to establish the publication date of another citation or other special reason (as specified)	* "Y" document of particular relevance; the claimed invention cannot be considered to involve an inventive step when the document is combined with one or more other such documents, such combination being obvious to a person skilled in the art
* "O"	document referring to an oral disclosure, use, exhibition or other means	* "&" document member of the same patent family
* "P"	document published prior to the international filing date but later than the priority date claimed	
Date of the actual completion of the international search 21 JULY 2000		Date of mailing of the international search report 04 AUG 2000
Name and mailing address of the ISA/US Commissioner of Patents and Trademarks Box PCT Washington, D.C. 20231 Facsimile No. (703) 305-3230		Authorized officer <i>Howard Owens</i> HOWARD OWENS Telephone No. (703) 305-1234

INTERNATIONAL SEARCH REPORT

International application No.
PCT/US00/04231

C (Continuation). DOCUMENTS CONSIDERED TO BE RELEVANT		
Category*	Citation of document, with indication, where appropriate, of the relevant passages	Relevant to claim No.
Y	JUST et al. The Synthesis of the Sp and Rp Diastereomers of Dithymidine Boranophosphate. Tetrahedron Letters. May 1998, Vol. 39, pp. 6429-6432, see entire document.	41-48

INTERNATIONAL SEARCH REPORT

International application No.
PCT/US00/04231

B. FIELDS SEARCHED

Electronic data bases consulted (Name of data base and where practicable terms used):

WEST
CAPLUS
BIOSIS
MEDLINE