



US00D437556S

(12) **United States Design Patent**
Holliday et al.

(10) **Patent No.:** **US D437,556 S**

(45) **Date of Patent:** **** Feb. 13, 2001**

(54) **CLOSURE FOR AN AEROSOL GLASS
CLEANER CAN**

(75) Inventors: **Brian Holliday**, Danbury; **Rodney
Carnes**, Southbury, both of CT (US)

(73) Assignee: **Prestone Products Corporation**,
Danbury, CT (US)

(**) Term: **14 Years**

(21) Appl. No.: **29/087,638**

(22) Filed: **May 6, 1998**

Related U.S. Application Data

(62) Division of application No. 29/055,967, filed on Jun. 13,
1996, now Pat. No. Des. 399,420.

(51) **LOC (7) Cl.** **09-07**

(52) **U.S. Cl.** **D9/436; D9/447; D9/454**

(58) **Field of Search** D9/338, 435, 436,
D9/447, 449, 440, 445, 453, 454, 503-505,
529, 545; D4/114, 137; D19/12, 57, 70;
D24/119; D28/7, 59, 77; D32/41, 42, 45,
46; 15/118; 401/124, 126, 130, 137, 139,
183, 202, 262, 266, 261

(56) **References Cited**

U.S. PATENT DOCUMENTS

D. 57,588 * 4/1921 Crawford D9/504

D. 101,741	*	10/1936	Klein	D9/338 X
D. 171,669	*	3/1954	Spilo	D9/436
D. 188,397	*	7/1960	Hulsh	D9/338 X
D. 189,266	*	11/1960	Harris	D4/116
D. 225,620	*	12/1972	Schmid	D9/453
D. 348,954	*	7/1994	Magone et al.	D9/338 X
D. 389,060	*	1/1998	De Laforcade	D9/448
D. 398,851	*	9/1998	Gaiser et al.	D9/447
1,206,439	*	11/1916	Hoffman	401/130
1,524,202	*	1/1925	Nottingham	401/139 X
2,029,951	*	2/1936	Smith	401/130
3,375,538	*	4/1968	Mains et al.	15/118
4,955,747	*	9/1990	Tarver	401/139

* cited by examiner

Primary Examiner—Cathron B. Matta

(74) *Attorney, Agent, or Firm*—Fish & Neave

(57) **CLAIM**

The ornamental design for a closure for an aerosol glass cleaner can, as shown and described.

DESCRIPTION

FIG. 1 is a front, left, top, perspective view of a closure for an aerosol glass cleaner can, showing our new design;

FIG. 2 is a top plan view thereof, shown at an enlarged scale;

FIG. 3 is a front elevational view thereof, shown at an enlarged scale; and,

FIG. 4 is a bottom perspective view thereof.

1 Claim, 1 Drawing Sheet




FIG. 1




FIG. 2

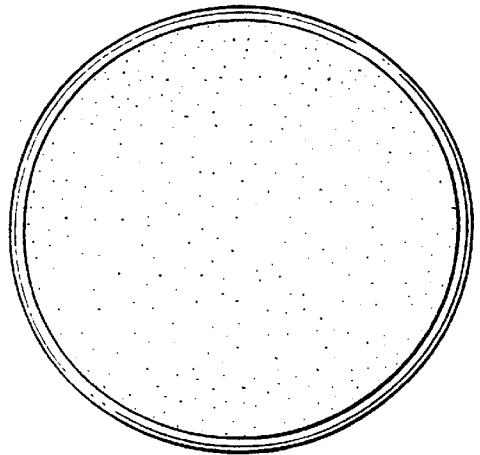


FIG. 3




FIG. 4

