



US00D561452S

(12) **United States Design Patent**
Belley et al.

(10) **Patent No.:** **US D561,452 S**

(45) **Date of Patent:** **** Feb. 12, 2008**

(54) **FOOTWEAR UPPER**

D546,534 S * 7/2007 Belley et al. D2/969

(75) Inventors: **Manon Belley**, Laval (CA); **Julie St. Louis**, Montreal (CA); **Carl A. Blakeslee**, Portland, OR (US)

(73) Assignee: **Wolverine World Wide, Inc.**, Rockford, MI (US)

(**) Term: **14 Years**

(21) Appl. No.: **29/268,633**

(22) Filed: **Nov. 9, 2006**

(51) **LOC (8) CL.** **02-99**

(52) **U.S. CL.** **D2/969**

(58) **Field of Classification Search** D2/896,
D2/900, 902, 903, 905, 907, 908, 916, 919-921,
D2/923-925, 943, 944, 969, 972-974, 977;
36/8.1, 9 R, 10, 45, 50.1, 77 M, 77 R, 78,
36/83, 88, 112-114, 126-131

See application file for complete search history.

(56) **References Cited**

U.S. PATENT DOCUMENTS

- D232,008 S * 7/1974 Fukuoa D2/923
- D244,727 S * 6/1977 Borri D2/924
- D404,553 S * 1/1999 Greenberg D2/969
- D425,291 S * 5/2000 Matis D2/969
- D459,575 S * 7/2002 Garcia D2/907
- D494,357 S * 8/2004 Del Biondi D2/977
- D525,775 S * 8/2006 Cintron D2/977
- D539,017 S * 3/2007 Matis et al. D2/969

OTHER PUBLICATIONS

Hush Puppies Kids 1997 Catalog, back cover.
Bates 1997 Catalog, pp. 24, 38.
Photograph of Nike Considered Mowabb II.

* cited by examiner

Primary Examiner—Dominic Simone

(74) *Attorney, Agent, or Firm*—Warner Nocross & Judd LLP

(57) **CLAIM**

The ornamental design for footwear upper, as shown and described.

DESCRIPTION

FIG. 1 is a perspective view of the footwear upper embodying the new design;

FIG. 2 is a top view thereof;

FIG. 3 is a right side view thereof;

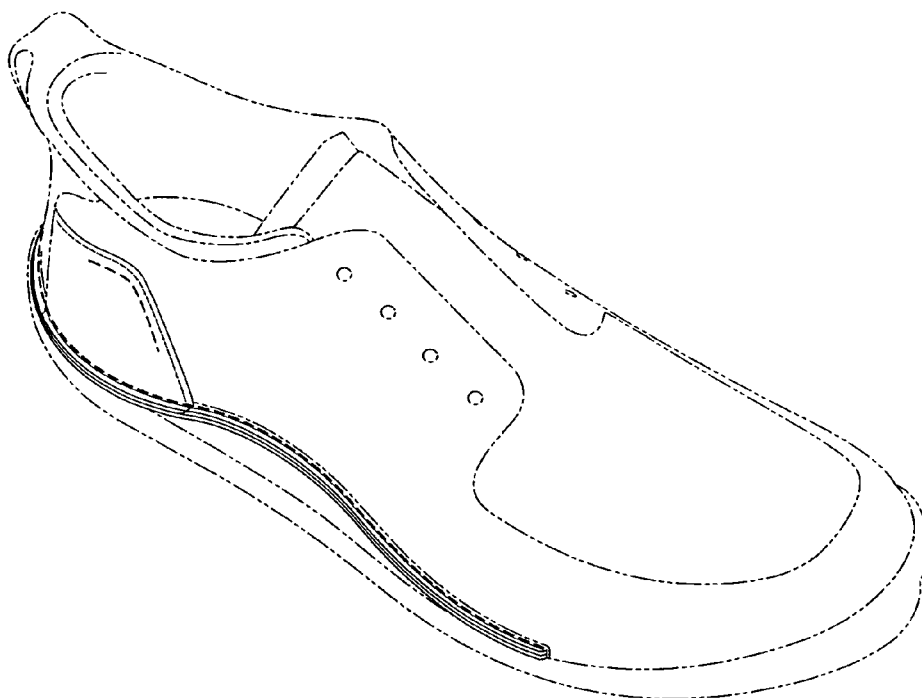
FIG. 4 is a left side view thereof;

FIG. 5 is a front view thereof; and,

FIG. 6 is a rear view thereof.

FIGS. 1-6 show features of an article of footwear in phantom lines. These features are shown for environmental purposes and do not form any part of the claimed design. Further, the phantom lines immediately adjacent the solid-line portions of the design form the boundary of the design, with the phantom lines forming no part of the claimed design.

1 Claim, 4 Drawing Sheets



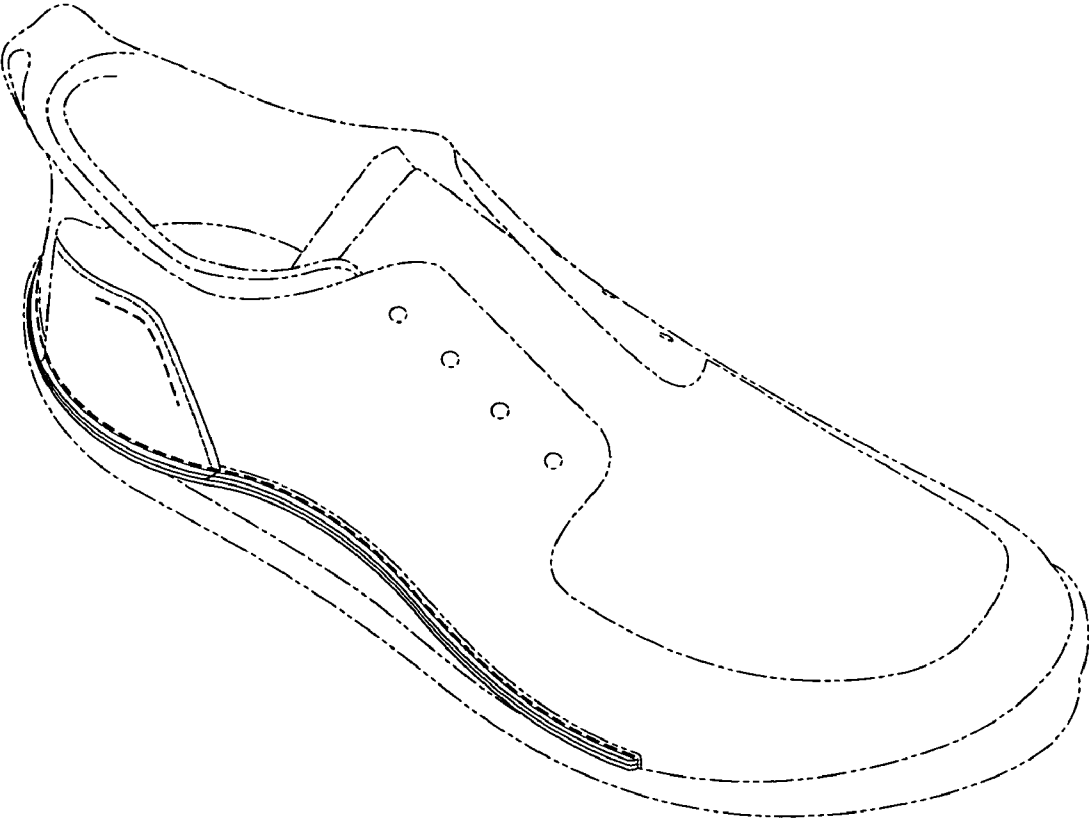


Fig. 1

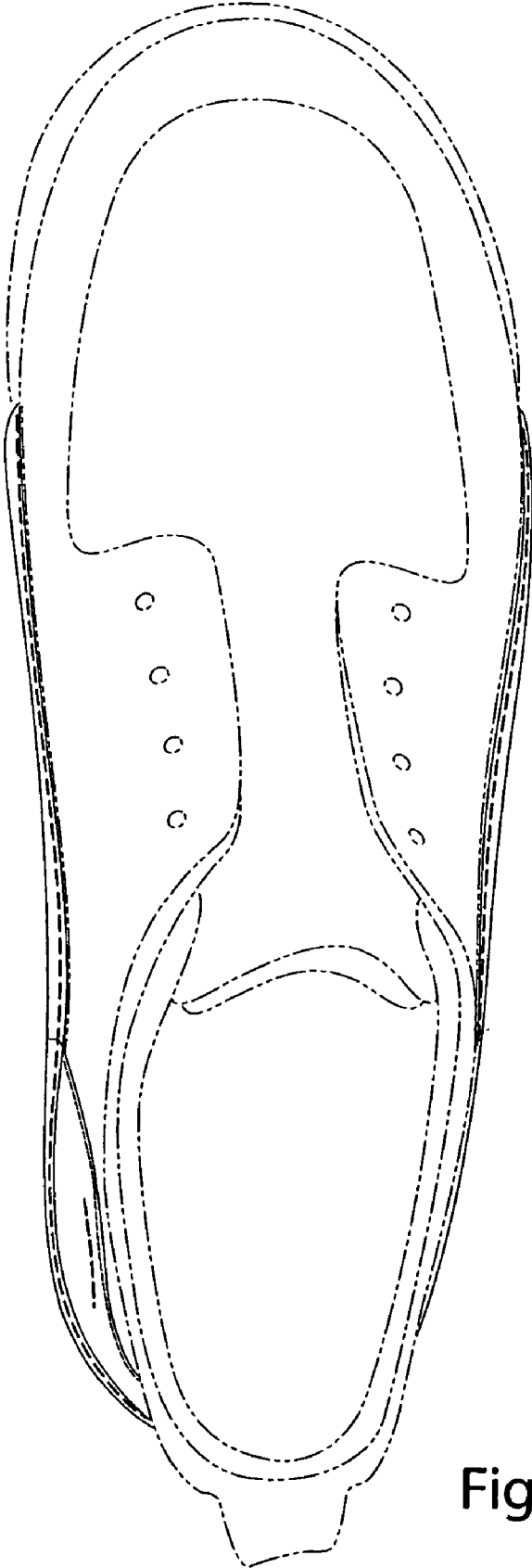


Fig. 2

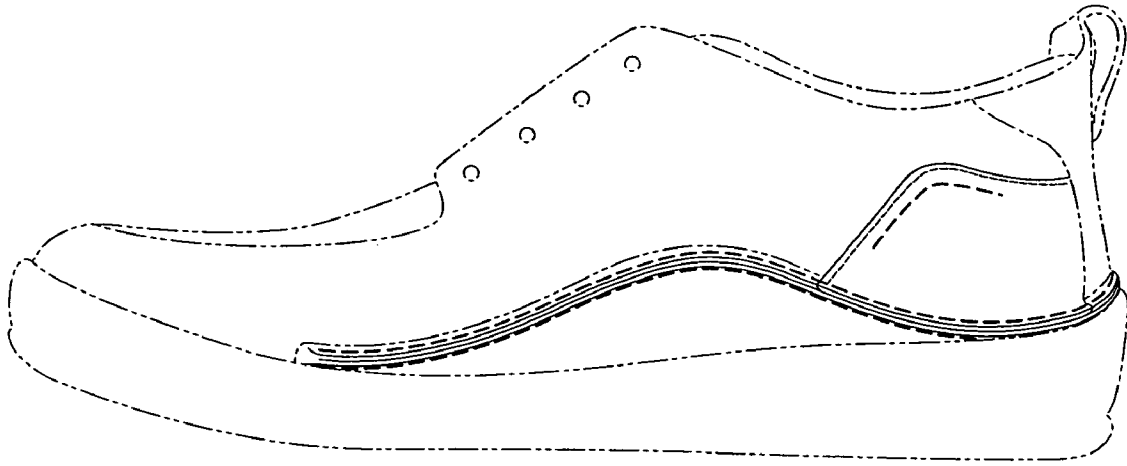


Fig. 3




Fig. 4

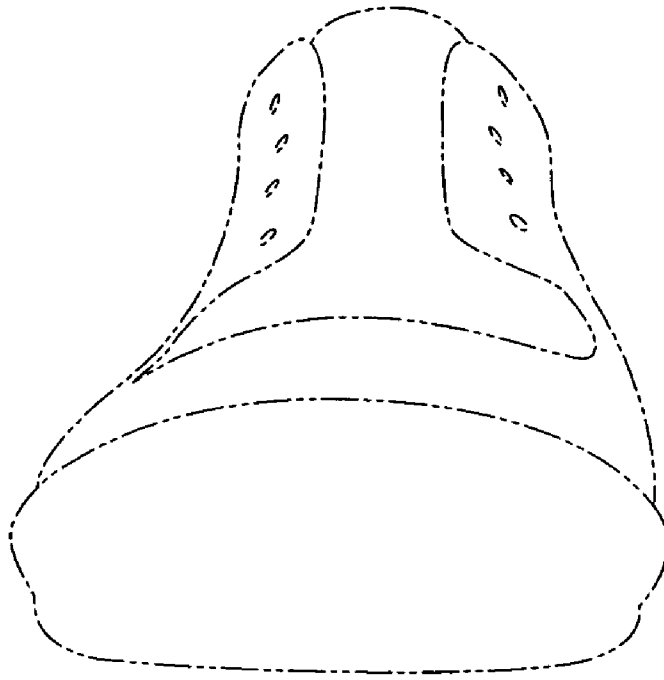


Fig. 5

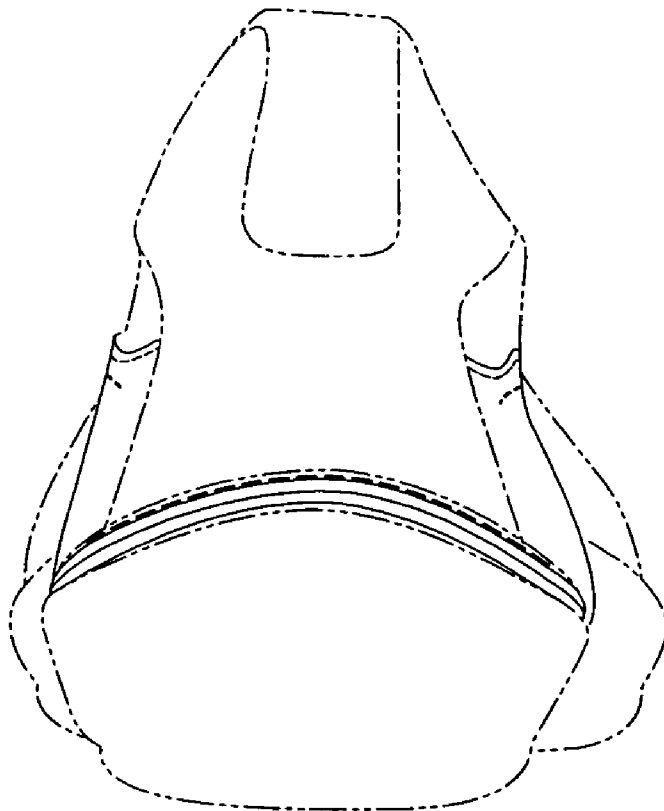


Fig. 6