



US00D439768S

(12) **United States Design Patent**  
**Heiny et al.**

(10) **Patent No.:** **US D439,768 S**

(45) **Date of Patent:** **\*\* Apr. 3, 2001**

(54) **DISPLAY UNIT**

(75) **Inventors:** **Ulrich Heiny; Thorsten Kernchen,**  
both of Wolfsburg; **Siegfried Kaupa,**  
Braunschweig; **Achim Cirksena,**  
Braunschweig; **Stephan Beddig,**  
Braunschweig; **Gerd Stoll,**  
Rósrath/Hoffnungsthal, all of (DE)

4,127,196	*	11/1978	Boucher	.....	211/207
4,785,946	*	11/1988	Sorensen	.....	211/187
4,919,282	*	4/1990	Duff et al.	.....	211/134
5,014,862	*	5/1991	Bustos	.....	211/207 X
5,607,070	*	3/1997	Hellyer	.....	211/187
5,611,442	*	3/1997	Howard	.....	211/187
5,836,459	*	11/1998	Nazwek et al.	.....	211/50
5,918,750	*	7/1999	Jackson	.....	211/190 X

(73) **Assignee:** **Volkswagen AG, Wolfsburg (DE)**

(\*\*) **Term:** **14 Years**

(21) **Appl. No.:** **29/113,259**

(22) **Filed:** **Nov. 2, 1999**

**Related U.S. Application Data**

(62) Division of application No. 29/094,187, filed on Sep. 28, 1998, now Pat. No. Des. 431,937.

(30) **Foreign Application Priority Data**

Mar. 26, 1998 (DE) ..... M 98 03 053

(51) **LOC (7) Cl.** ..... **06-04**

(52) **U.S. Cl.** ..... **D6/477**

(58) **Field of Search** ..... D6/396, 449, 466-469,  
D6/477-479; 108/59-61, 92, 93, 96, 106,  
107, 147.11; 211/85.26, 90.01, 90.04, 134,  
135, 186, 187, 153, 190, 207, 49.1, 50,  
70.1

(56) **References Cited**

**U.S. PATENT DOCUMENTS**

D. 386,502	*	11/1997	Sholl	.....	D6/479 X
D. 400,737	*	11/1998	DePottey	.....	D6/449 X
3,517,623	*	6/1970	Goldstein et al.	.....	108/92 X
3,640,389	*	2/1972	Snyder	.....	211/187

**OTHER PUBLICATIONS**

Lyon Steel Equipment Catalog, Closed Type Shelving, p. 9, Oct. 1958.\*

Reeve Store Equipment Catalog, Gondola End Units, p. 40, May 1980.\*

Reeve Store Equipment Catalog, Gondola End Units, p. 24, Oct. 1958.\*

\* cited by examiner

*Primary Examiner*—Cathron Brooks

(74) *Attorney, Agent, or Firm*—Cohen, Pontani, Lieberman & Pavane

(57) **CLAIM**


The ornamental design for a display unit, as shown and described.

**DESCRIPTION**

FIG. 1 is a front and left side perspective view of the display unit of the present invention; FIG. 2 is a reduced top view of FIG. 1; FIG. 3 is a reduced bottom view of FIG. 1; and, FIG. 4 is a reduced rear and right side perspective view of FIG. 1.

The surfaces or portions of the article not shown in the drawing or described in the specification form no part of the claimed design.

**1 Claim, 3 Drawing Sheets**




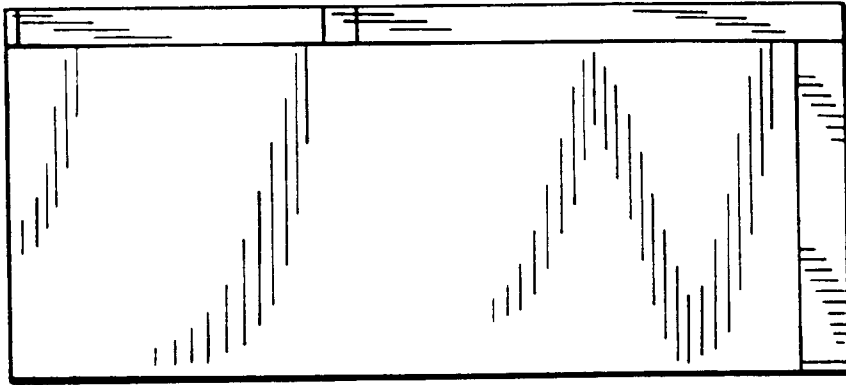
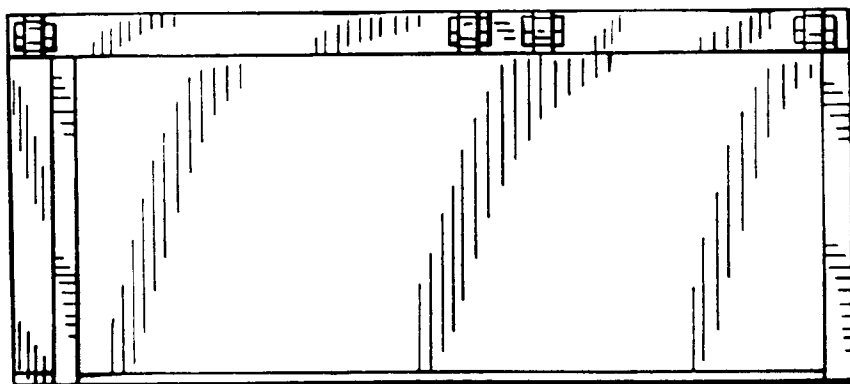


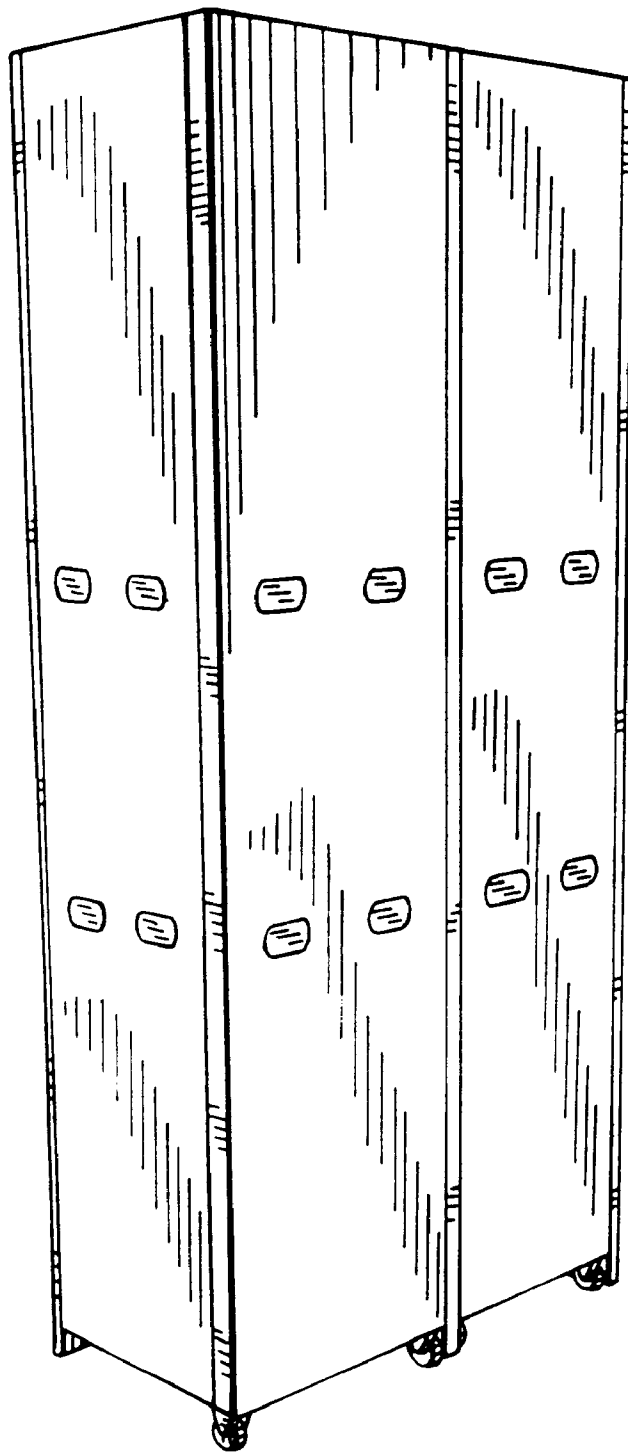
FIG. 1

*FIG. 2*



*FIG. 3*





*FIG. 4*