



US00D713008S

(12) **United States Design Patent**
Citterio

(10) **Patent No.:** **US D713,008 S**

(45) **Date of Patent:** **** Sep. 9, 2014**

(54) **FAUCET**

(71) Applicant: **Hansgrohe SE**, Schiltach (DE)

(72) Inventor: **Antonio Citterio**, Milan (IT)

(73) Assignee: **Hansgrohe SE**, Schiltach (DE)

(**) Term: **14 Years**

(21) Appl. No.: **29/480,047**

(22) Filed: **Jan. 23, 2014**

(30) **Foreign Application Priority Data**

Jul. 26, 2013 (EM) 001379093-0004

(51) **LOC (10) Cl.** **23-01**

(52) **U.S. Cl.**
USPC **D23/238**

(58) **Field of Classification Search**
CPC E03C 1/04; E03C 1/0401; E03C 1/0404;
E03C 1/0415
USPC D23/238-243, 250, 252, 254-255, 257;
4/675-678; 137/801
See application file for complete search history.

(56) **References Cited**

U.S. PATENT DOCUMENTS

D478,966 S 8/2003 Citterio
D525,342 S 7/2006 Starck

D580,014 S 11/2008 Citterio
D594,935 S 6/2009 Schoenherr et al.
D601,683 S 10/2009 Schoenherr et al.
D625,779 S * 10/2010 Sandee et al. D23/238
D635,649 S * 4/2011 Schoenherr et al. D23/255
D635,651 S * 4/2011 Schoenherr et al. D23/255

FOREIGN PATENT DOCUMENTS

EM 000725841-0032 5/2007
EM 002089508-0002 8/2012
WO DM/030183 7/1994

* cited by examiner

Primary Examiner — Robert Delehanty

(74) *Attorney, Agent, or Firm* — Lora J. Graentzdoerffer

(57) **CLAIM**

The ornamental design for a faucet, as shown and described.

DESCRIPTION

FIG. 1 is a perspective view of a faucet showing my design;
FIG. 2 is a front elevational view;
FIG. 3 is a rear elevational view;
FIG. 4 is a left side elevational view;
FIG. 5 is a right side elevational view;
FIG. 6 is a top plan view; and,
FIG. 7 is a bottom plan view.

The broken lines in the drawings represent unclaimed portions of the design and form no part of the claimed design.

1 Claim, 7 Drawing Sheets

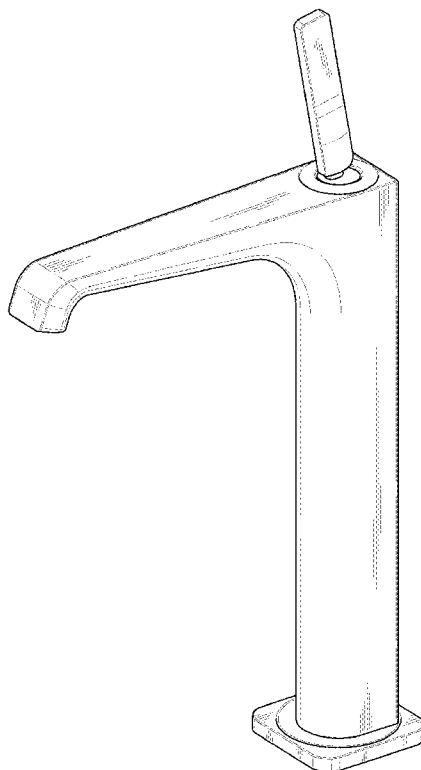


FIG. 1

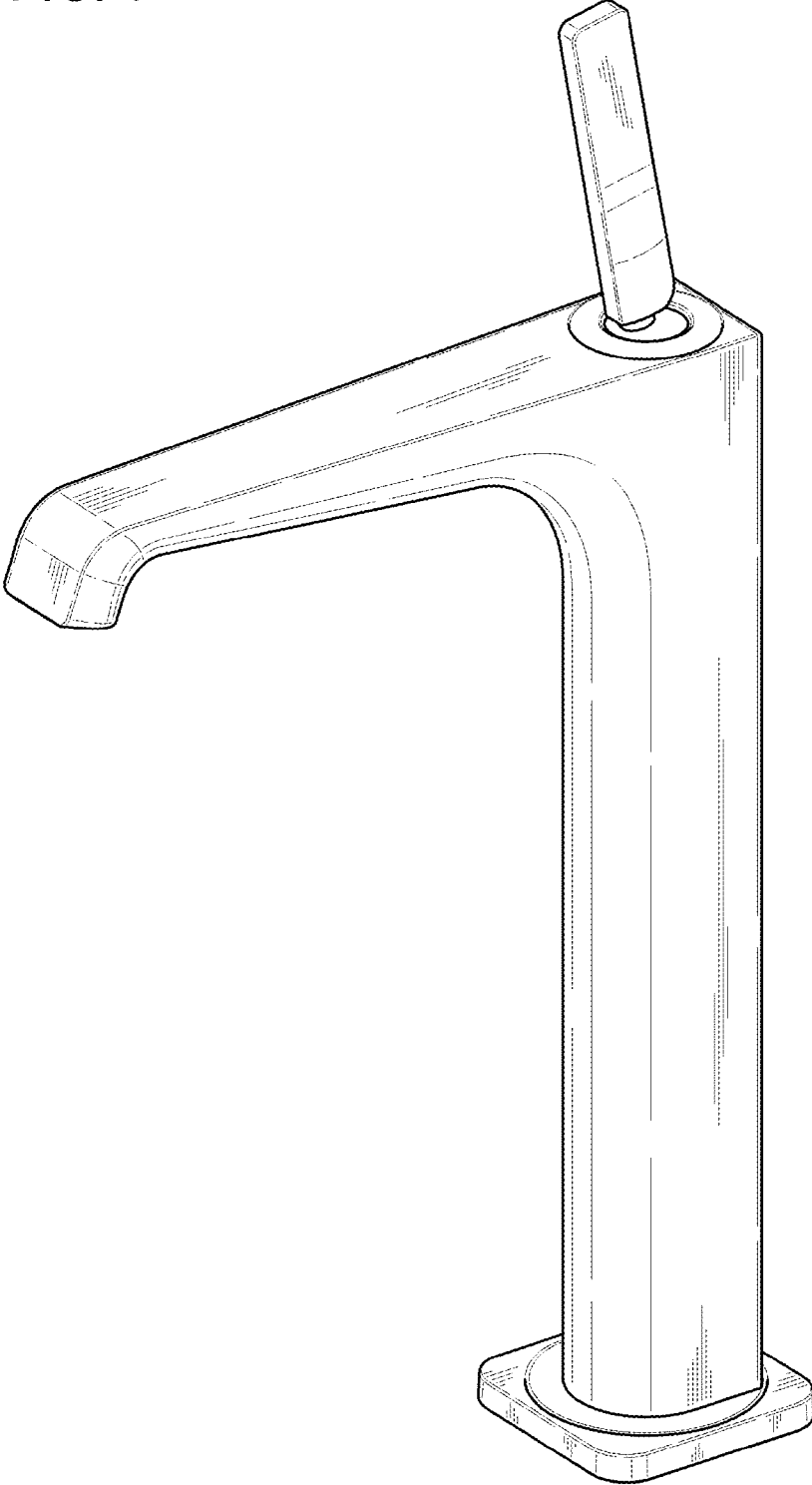


FIG. 2

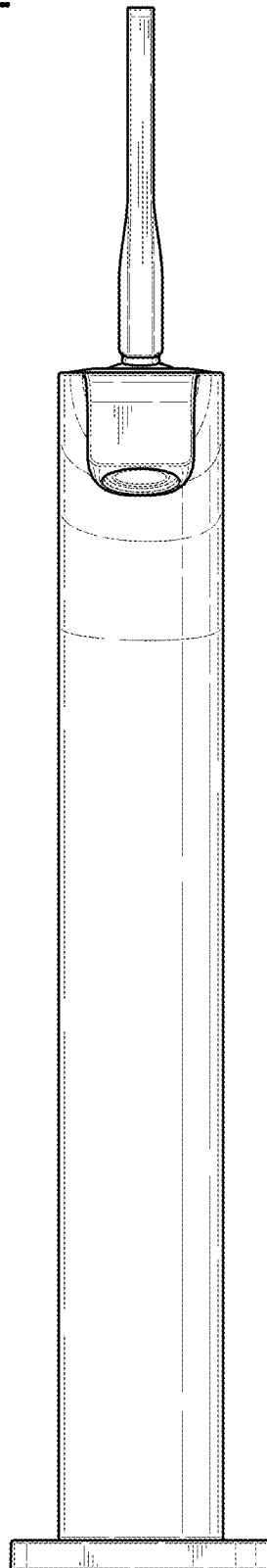


FIG. 3

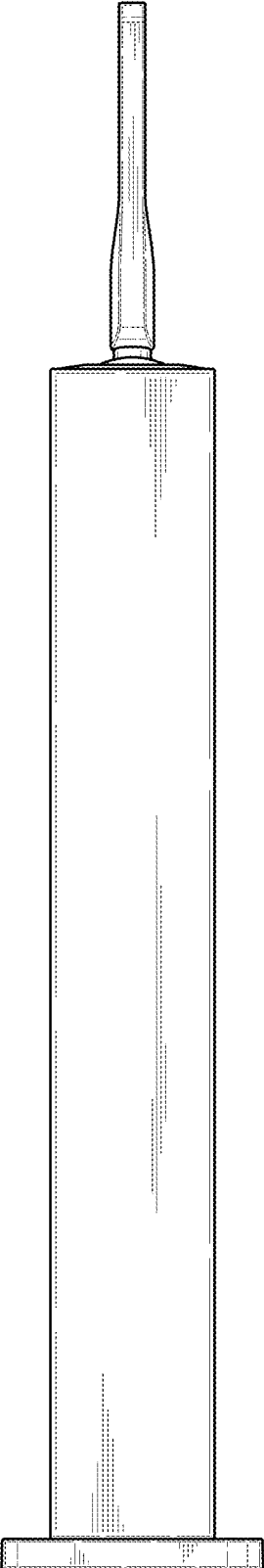


FIG. 4

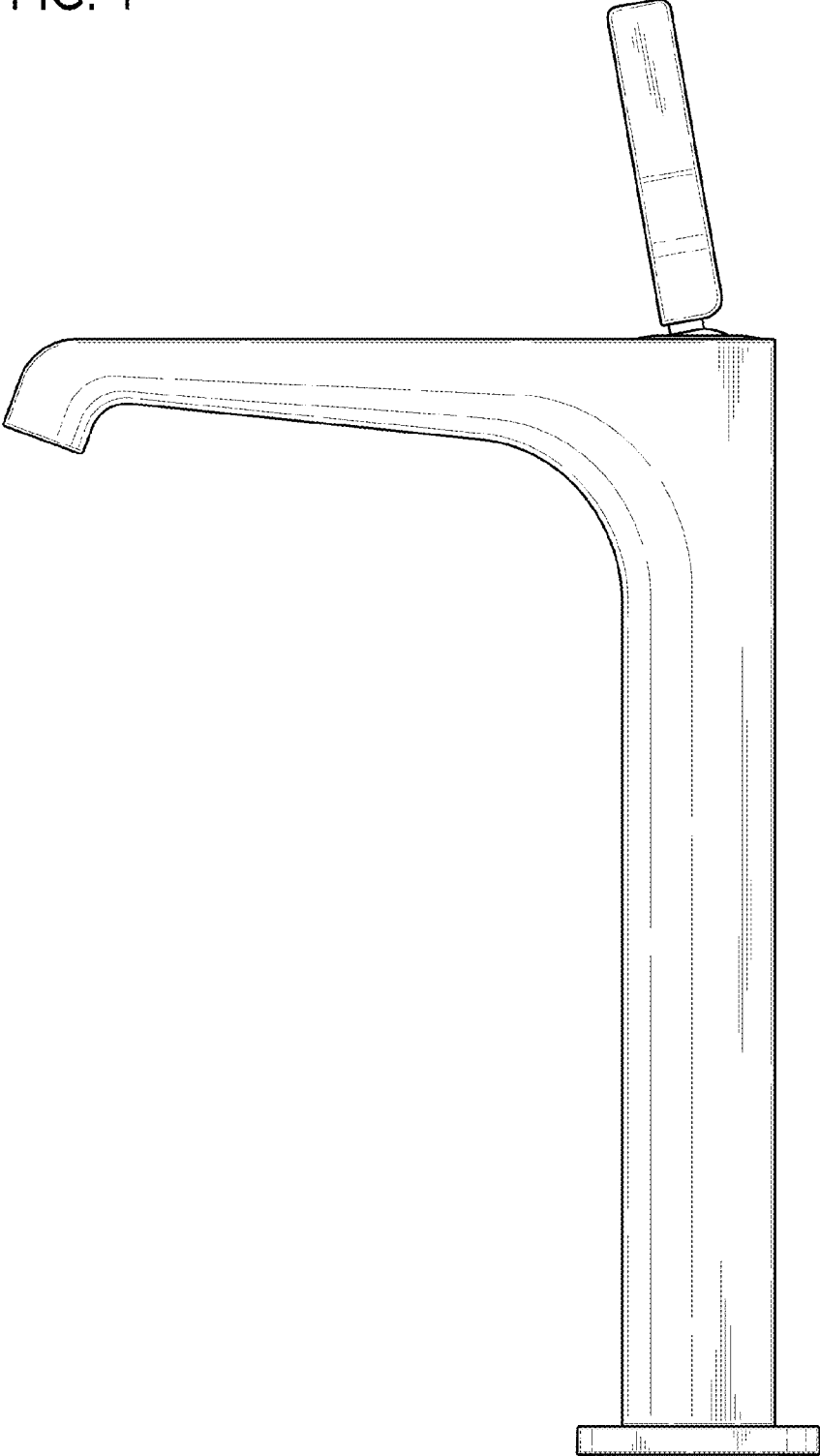


FIG. 5

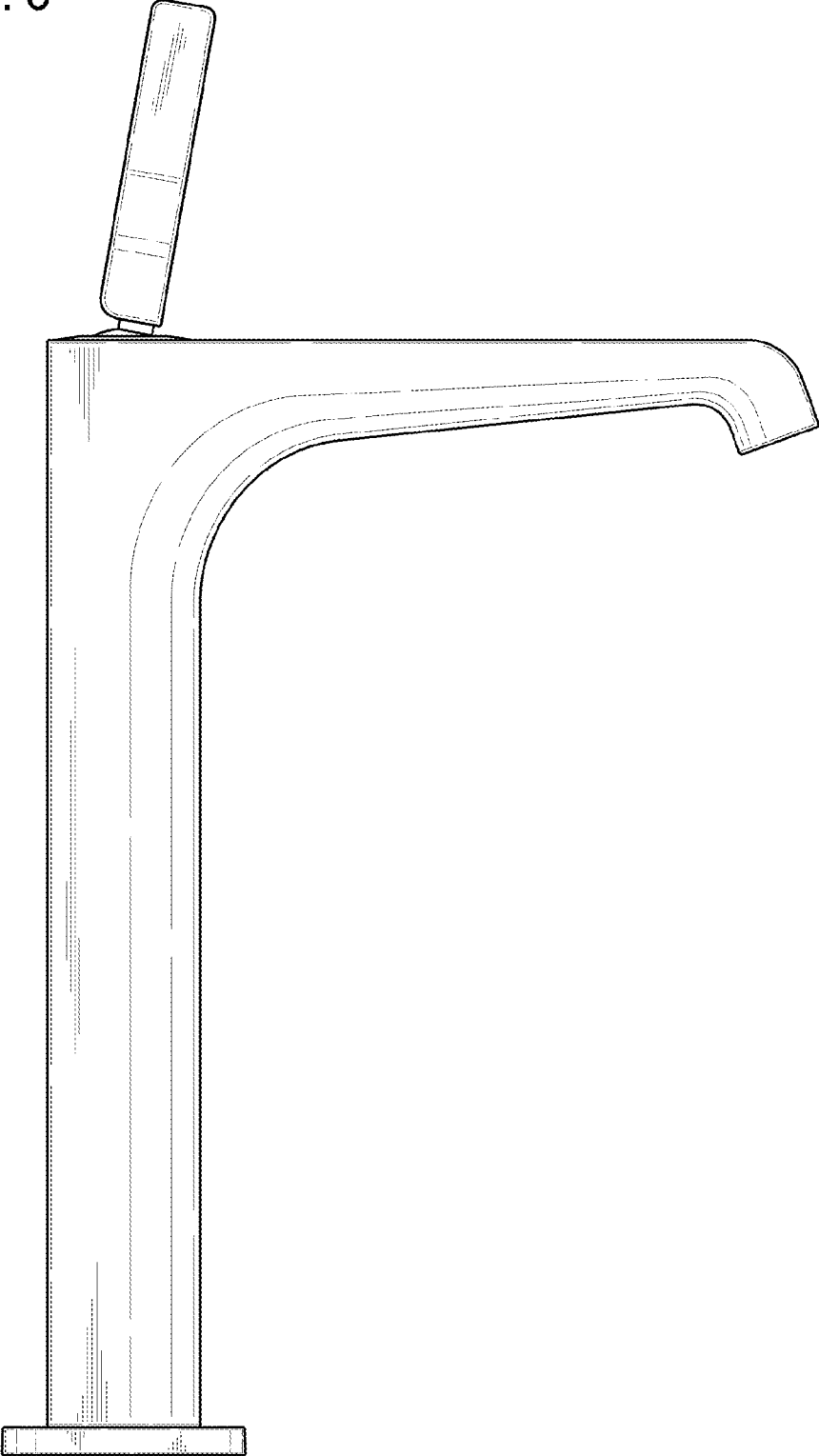


FIG. 6

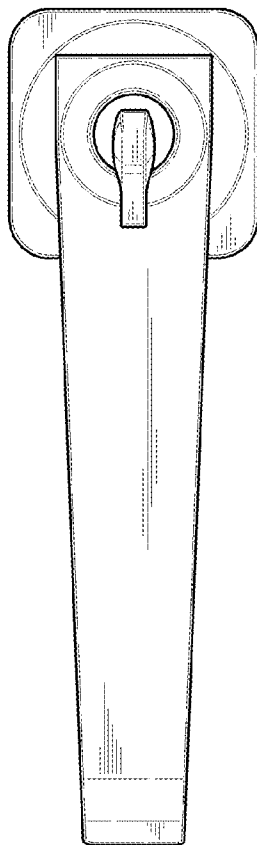


FIG. 7

