



US00D573604S

(12) **United States Design Patent**  
**Sadler et al.**

(10) **Patent No.:** **US D573,604 S**

(45) **Date of Patent:** **\*\* Jul. 22, 2008**

(54) **TRANSITIONAL IMAGE FOR A PORTION OF A DISPLAY SCREEN**

(75) Inventors: **Jennifer L. Sadler**, Seattle, WA (US);  
**Xiaogang Yang**, Seattle, WA (US)

(73) Assignee: **Microsoft Corporation**, Redmond, WA (US)

(\*\*) Term: **14 Years**

(21) Appl. No.: **29/246,987**

(22) Filed: **May 23, 2006**

**Related U.S. Application Data**

(63) Continuation of application No. 29/246,933, filed on May 22, 2006.

(51) **LOC (8) Cl.** ..... **14-04**

(52) **U.S. Cl.** ..... **D14/488**

(58) **Field of Classification Search** ..... D14/485-95;  
D18/24-33; D19/6; D20/11; D21/324-33;  
715/700-867, 973-77

See application file for complete search history.

(56) **References Cited**

**U.S. PATENT DOCUMENTS**

- D423,483 S \* 4/2000 Hodgson ..... D14/485
- D446,790 S \* 8/2001 Wang et al. .... D14/486
- D447,751 S \* 9/2001 Hodgson ..... D14/486

- D534,177 S \* 12/2006 Gusmorino et al. .... D14/485
- D540,341 S \* 4/2007 Cummins et al. .... D14/487
- D541,293 S \* 4/2007 Harvey et al. .... D14/488
- D544,874 S \* 6/2007 Evans et al. .... D14/486
- D553,138 S \* 10/2007 Vong et al. .... D14/485
- D553,632 S \* 10/2007 Harvey et al. .... D14/486
- D555,662 S \* 11/2007 Nagata et al. .... D14/487

\* cited by examiner

*Primary Examiner*—Melanie H Tung

(74) *Attorney, Agent, or Firm*—Banner & Witcoff, Ltd.

(57) **CLAIM**

The ornamental design for a transitional image for a portion of a display screen, as shown and described.


**DESCRIPTION**

FIG. 1 is a front view of a the first image of a transitional image for a portion of a display screen showing our new design; and,

FIG. 2 is a front view of the second image thereof.

The appearance of the image transitions sequentially between the images shown in FIGS. 1-2. The process or period in which the first image transitions to the other forms no part of the claimed design. The broken line showing of the regions within the portion of a display screen and the unshaded areas within them form no part of the claimed design. The broken line showing of the portion of a display screen is for illustrative purposes only and forms no part of the claimed design.

**1 Claim, 2 Drawing Sheets**






FIG. 1

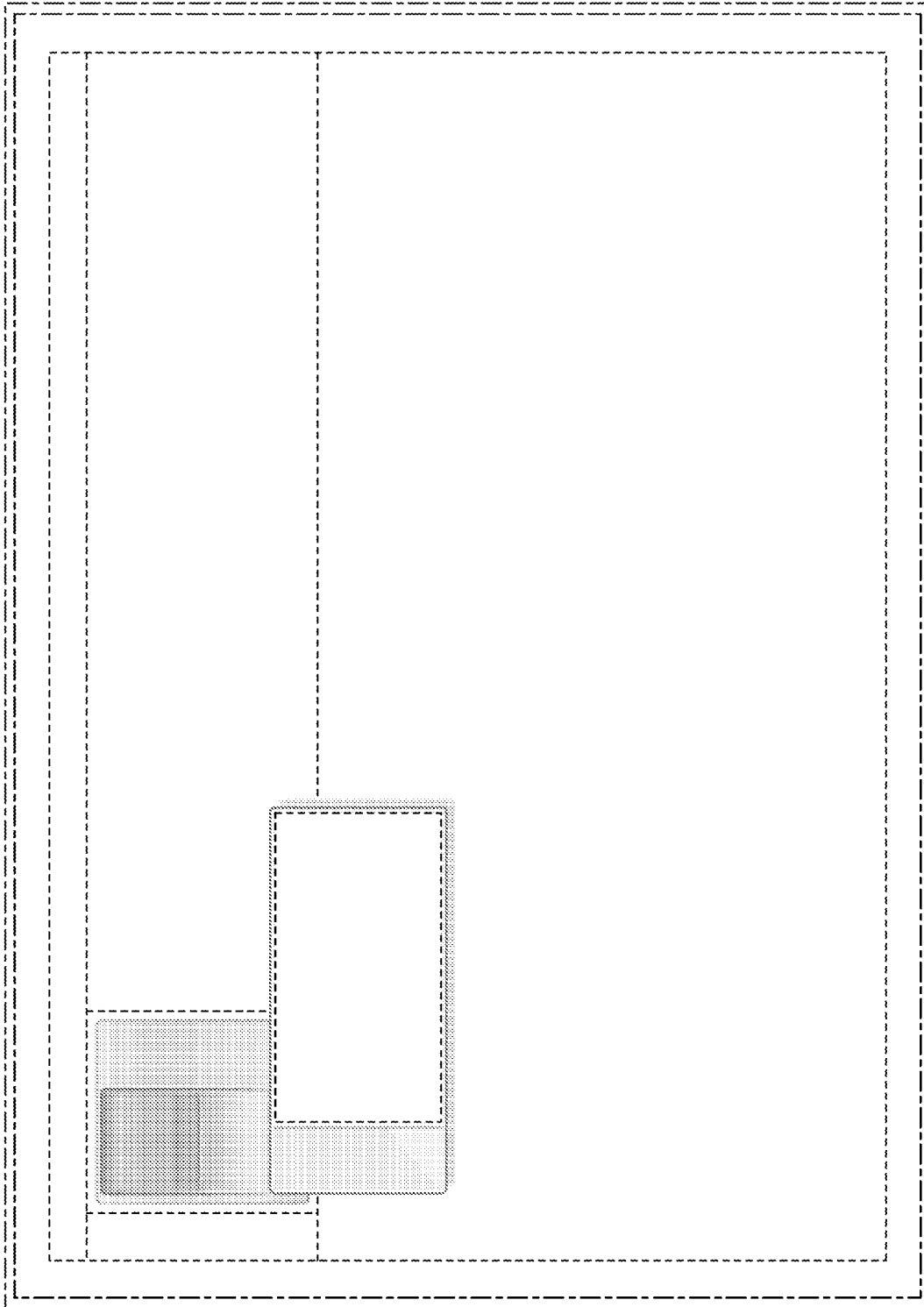


FIG. 2