



US00D610530S

(12) **United States Design Patent**
Perdriat

(10) **Patent No.:** **US D610,530 S**

(45) **Date of Patent:** **** Feb. 23, 2010**

(54) **PNEUMATIC TIRE**

(75) Inventor: **Delphine Perdriat**, Neuffontaines (FR)

(73) Assignee: **Michelin Recherche et Technique S.A.**,
Granges-Paccot (CH)

(**) Term: **14 Years**

(21) Appl. No.: **29/338,436**

(22) Filed: **Jun. 11, 2009**

(30) **Foreign Application Priority Data**

Dec. 12, 2008 (FR) 08 5606

(51) **LOC (9) Cl.** **12-15**

(52) **U.S. Cl.** **D12/602**

(58) **Field of Classification Search** D12/563-567,
D12/568, 574, 582-603, 900-901; 152/209.1,
152/209.8-209.19, 209.25-209.28

See application file for complete search history.

(56) **References Cited**

U.S. PATENT DOCUMENTS

D309,592 S *	7/1990	Shomura	D12/602
D382,840 S *	8/1997	Corner	D12/602
D388,040 S *	12/1997	de Barsy	D12/574
D420,629 S *	2/2000	Edwards	D12/602
D421,944 S *	3/2000	Welker	D12/602
D429,192 S *	8/2000	Edwards et al.	D12/602
D445,373 S *	7/2001	Wohlgamuth	D12/602

D445,374 S *	7/2001	Allison	D12/602
D446,171 S *	8/2001	Habay	D12/602
D478,863 S *	8/2003	Le et al.	D12/602
D480,046 S *	9/2003	Guspodin et al.	D12/602
D517,002 S *	3/2006	Welbes	D12/602
D556,126 S *	11/2007	Sakuraba et al.	D12/602
D559,171 S *	1/2008	Sakuraba et al.	D12/602
D584,681 S *	1/2009	Shimada	D12/602

* cited by examiner

Primary Examiner—Stacia Cadmus

(74) *Attorney, Agent, or Firm*—Buchanan Ingersoll & Rooney PC

(57) **CLAIM**

The ornamental design for a pneumatic tire, as shown and described.

DESCRIPTION

FIG. 1 is a front elevational view of a pneumatic tire showing our new design, it being understood that the tire pattern repeats circumferentially throughout the outer circumference.

FIG. 2 is a front perspective view of the pneumatic tire shown in FIG. 1.

FIG. 3 is a side elevational view of one side of the pneumatic tire shown in FIG. 1, the opposite side being of identical appearance; and,

FIG. 4 is an enlarged fragmentary view of FIG. 1.

1 Claim, 4 Drawing Sheets


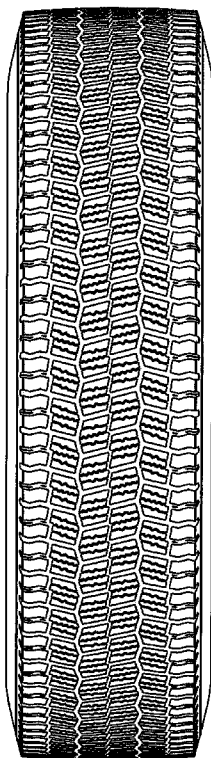


FIG. 1

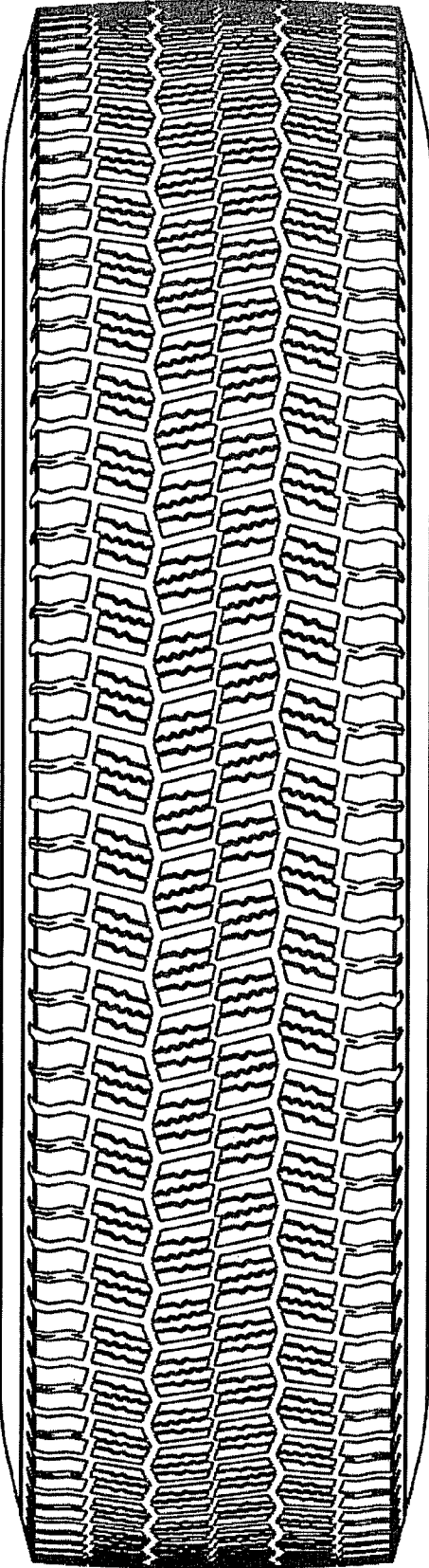


FIG. 2

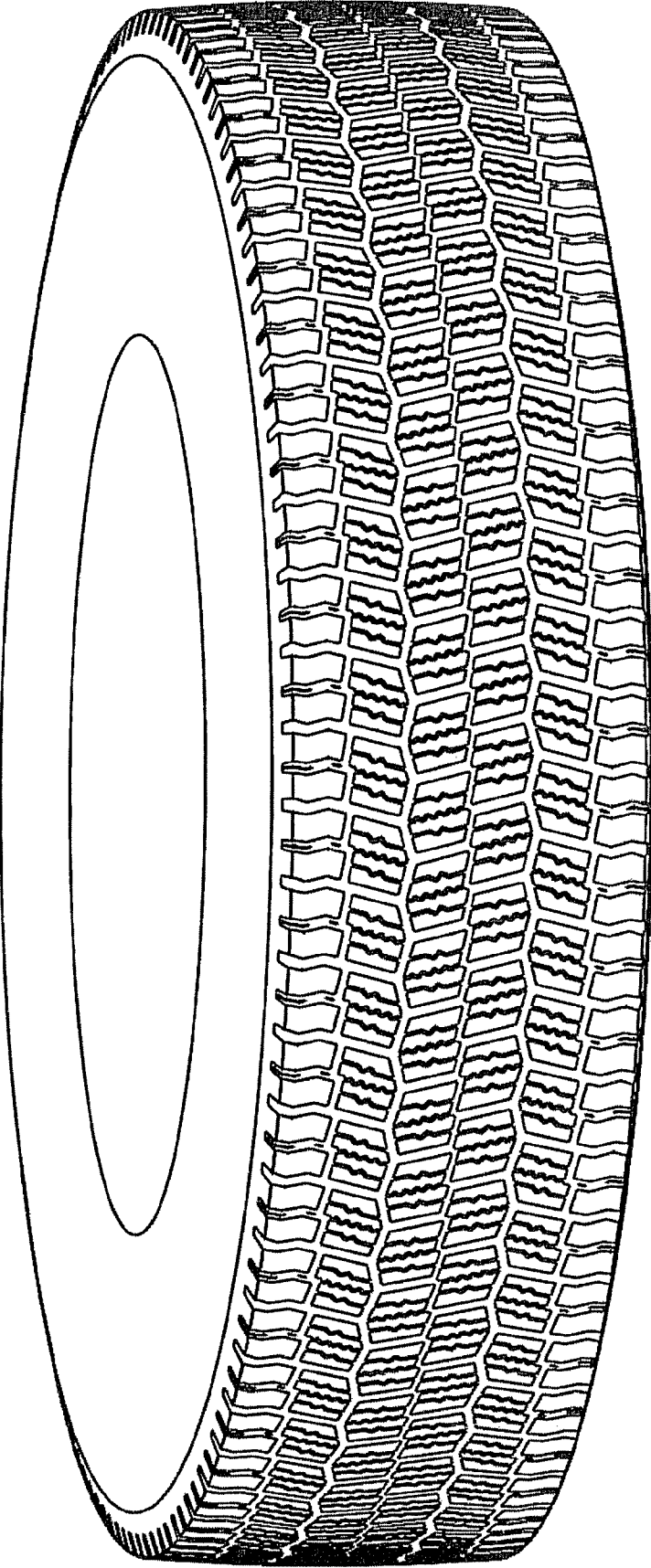


FIG. 3

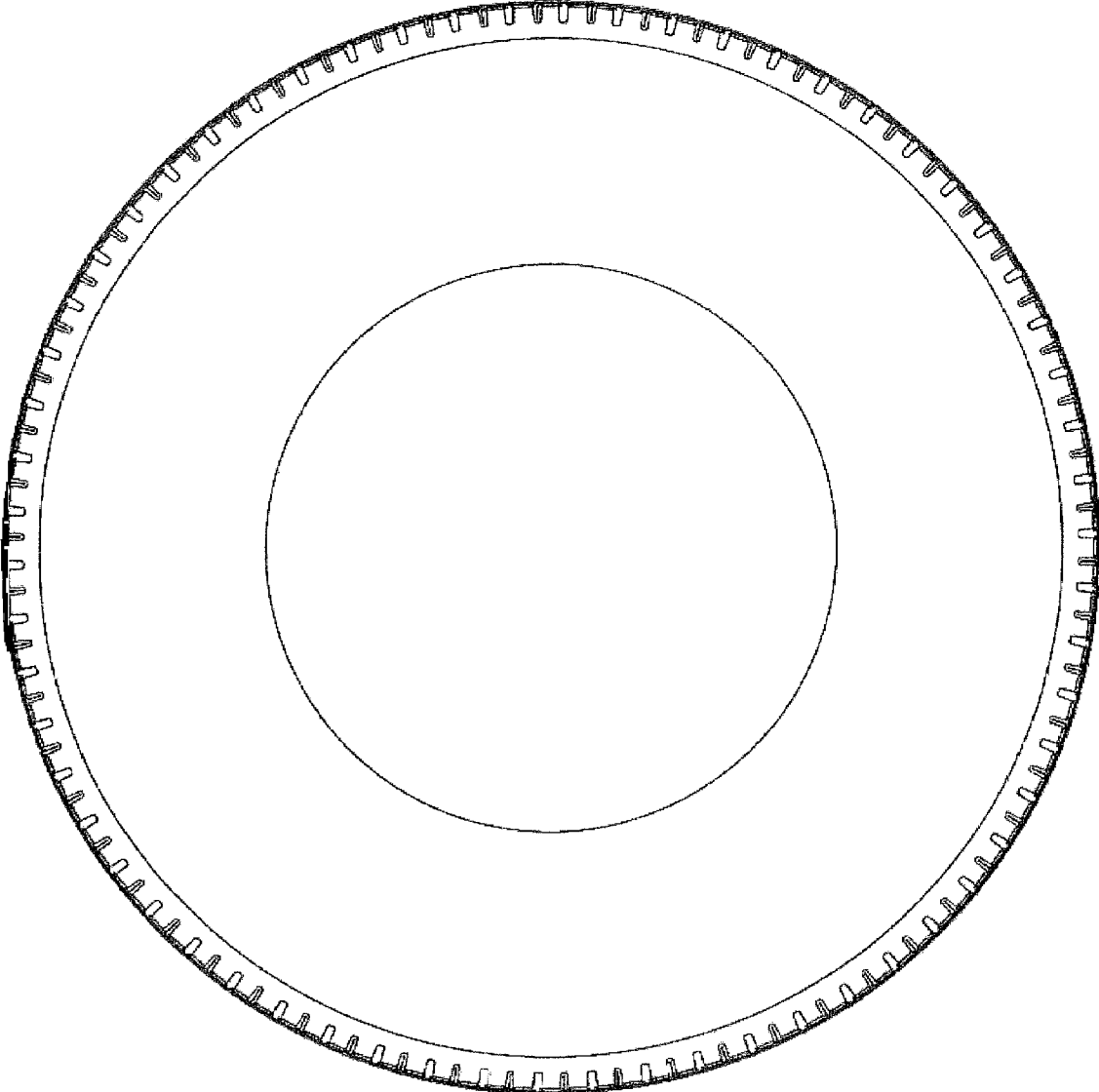


FIG. 4

