



US00D977645S

(12) **United States Design Patent** (10) **Patent No.:** **US D977,645 S**  
**Mason et al.** (45) **Date of Patent:** **\*\* Feb. 7, 2023**

(54) **ORTHOPEDIC PLATE**  
(71) Applicant: **ORTHO SOLUTIONS HOLDINGS LIMITED**, Littleton, CO (US)  
(72) Inventors: **Lyndon Mason**, West Kirby (GB); **Andrew Molloy**, Wirral (GB); **Geoff Lai**, Lakewood, CO (US); **Sam Adams**, Chapel Hill, NC (US); **Pedro Cosculluela**, Bellaire, TX (US); **Sean Grambart**, Des Moines, IA (US); **David Thordarson**, Los Angeles, CA (US); **Dustin Ducharme**, Littleton, CO (US); **Kevin Stamp**, Sheffield (GB); **Andrew Leither**, Akron, OH (US)

D765,844 S \* 9/2016 DaCosta ..... D24/155  
D766,438 S \* 9/2016 DaCosta ..... D24/155  
D766,439 S \* 9/2016 DaCosta ..... D24/155  
D767,135 S \* 9/2016 Paik ..... D24/155  
D767,136 S \* 9/2016 Paik ..... D24/155  
D780,922 S \* 3/2017 Dacosta ..... D24/155  
D780,925 S \* 3/2017 DaCosta ..... D24/155  
D785,178 S \* 4/2017 Kohler ..... D24/155  
D787,060 S \* 5/2017 Kohler ..... D24/155  
D812,757 S \* 3/2018 Barmes ..... D24/155  
10,245,088 B2 \* 4/2019 Dayton ..... A61B 17/8085  
D874,003 S \* 1/2020 DaCosta ..... D24/155  
D874,004 S \* 1/2020 DaCosta ..... D24/155  
D874,650 S \* 2/2020 Horan ..... D24/155  
D891,616 S \* 7/2020 Niver ..... D24/155  
D910,178 S \* 2/2021 DaCosta ..... D24/155

(Continued)

(73) Assignee: **ORTHO SOLUTIONS HOLDINGS LIMITED**, Littleton, CO (US)

(\*\*) Term: **15 Years**

(21) Appl. No.: **29/719,832**

(22) Filed: **Jan. 8, 2020**

(51) **LOC (14) Cl.** ..... **24-03**

(52) **U.S. Cl.**  
USPC ..... **D24/155**  
CPC ..... **A61B 17/8014** (2013.01)

(58) **Field of Classification Search**  
USPC ..... D24/155  
CPC ..... A61B 17/8014; A61B 17/8057; A61B 17/885; A61B 17/8085; A61B 17/8061; A61B 17/8004; A61B 17/56  
See application file for complete search history.

(56) **References Cited**

**U.S. PATENT DOCUMENTS**

D623,743 S \* 9/2010 Den Hartog ..... D24/155  
8,118,846 B2 \* 2/2012 Leither ..... A61B 17/8014  
606/283  
9,204,912 B2 \* 12/2015 Price ..... A61B 17/8057

**OTHER PUBLICATIONS**

Wright, ORTHOLOC®3Di Ankle Fracture System, www.wrightmedia.com/ProductFiles/Files/PDFs/008919 EN LR LE.pdf, pp. 1-6.

(Continued)

*Primary Examiner* — Richard E Chilcot

(74) *Attorney, Agent, or Firm* — Hudak, Shunk & Farine Co., LPA

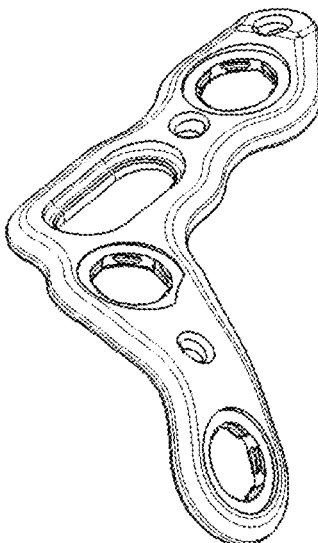
(57) **CLAIM**

The ornamental design for an “orthopedic plate”, as shown and described.

**DESCRIPTION**

FIG. 1 is a right top perspective view of a first embodiment of an orthopedic plate showing my new design;  
FIG. 2 is a right side view thereof;  
FIG. 3 is a left side view thereof;  
FIG. 4 is a back side view thereof;  
FIG. 5 is a front side view thereof;  
FIG. 6 is a top view thereof; and,  
FIG. 7 is a bottom view thereof.

**1 Claim, 7 Drawing Sheets**



(56)

**References Cited**

## U.S. PATENT DOCUMENTS

D928,322	S *	8/2021	Mason	.....	D24/155
D932,012	S *	9/2021	DaCosta	.....	D24/155
D932,013	S *	9/2021	Dacosta	.....	D24/155
D945,623	S *	3/2022	Daye	.....	A61B 17/808 D24/155
D952,152	S *	5/2022	DaCosta	.....	D24/155
D952,153	S *	5/2022	Dacosta	.....	D24/155
2009/0177208	A1 *	7/2009	Strnad	.....	A61B 17/1728 606/96
2009/0210010	A1 *	8/2009	Strnad	.....	A61B 17/8014 606/280
2009/0312759	A1 *	12/2009	Ducharme	.....	A61B 17/8061 606/281
2013/0172942	A1 *	7/2013	Lewis	.....	A61B 17/8061 606/281
2014/0066996	A1 *	3/2014	Price	.....	A61B 17/8057 606/280
2021/0393303	A1 *	12/2021	Lai	.....	A61B 17/8605

## OTHER PUBLICATIONS

Paragon28, Ankle Fracture Plating System, <https://www.paragon28.com/products/ankle-fracture-plating-system/>, 2020, pp. 1-7.  
 Carbofix Orthopedics Ltd., CarboFix, Piccolo Distal Fibula Plate, <https://www.carbo-fix.com/distal-fibula-plate>, 2011-2019, p. 1.  
 Acumed LLC, Ankle Plating System 3, <https://www.acumed.net/products/foot-ankle-plating-system-3/>, 2017, pp. 1-16.

Osteomed, ExtremiLOCK Ankle Plating System, [http://www.osteomed.com/SBO\\_Lower/ExtremiLock-Ankle-Plating-System.aspx](http://www.osteomed.com/SBO_Lower/ExtremiLock-Ankle-Plating-System.aspx), pp. 1-2.  
 Stryker, VariAx Distal Fibula Locking Plate System, [http://az621074.vo.msecnd.net/syk-mobile-content-cdn/global-content-system/SYKGCSDOC-2-42355/7kyp8cl6hzF6K\\_7CtrME180tg8TQ9Q/VAX\\_ST\\_33.pdf](http://az621074.vo.msecnd.net/syk-mobile-content-cdn/global-content-system/SYKGCSDOC-2-42355/7kyp8cl6hzF6K_7CtrME180tg8TQ9Q/VAX_ST_33.pdf), Nov. 2017, pp. 1-20.  
 Smith & Nephew, Peri-Loc VLP, [https://www.smith-nephew.com/global/assets/pdf/products/surgical/71181724\\_distal\\_tibia\\_fibula.pdf](https://www.smith-nephew.com/global/assets/pdf/products/surgical/71181724_distal_tibia_fibula.pdf), Sep. 2012, pp. 1-4.  
 IN2bones, CoLink® Afx Ankle Fracture Plating System, <https://i2b-usa.com/colink-afx/>, 2020, pp. 1-7.  
 Depuysynthes, Compact Ankle Fracture System Surgical Technique, [http://synthes.vo.llnwd.net/o16/LLNWMB8/US%20Mobile/Synthes%20North%20America/Product%20Support%20Materials/Technique%20Guides/DSUSTRM10161122\\_Select%20Ankle%20Frac\\_TG.pdf](http://synthes.vo.llnwd.net/o16/LLNWMB8/US%20Mobile/Synthes%20North%20America/Product%20Support%20Materials/Technique%20Guides/DSUSTRM10161122_Select%20Ankle%20Frac_TG.pdf), pp. 1-41.  
 Exactech/Epic, Epic Extremity Foot and Ankle Reconstruction System, <https://www.exac.com/foot-and-ankle-epic-extremity/>, pp. 1-17.  
 Medline Industries, Inc., Medline Foot & Ankle, Ankle Fracture Plating System —Unite Foot and Ankle, <https://medlineunite.com/products/implant-systems/ankle-fracture-plating-system/>, 2019, pp. 1-5.  
 Zimmer Biomet, A.L.P.S. Fibula Plating System, <https://www.zimmerbiomet.com/medical-professionals/foot-and-ankle-product/alps-fibula-plating-system.html>, pp. 1-4.  
 Arthrex, Ankle Fracture Management System, <https://www.arthrex.com/foot-ankle/ankle-fracture-plates>, pp. 1-4.

\* cited by examiner

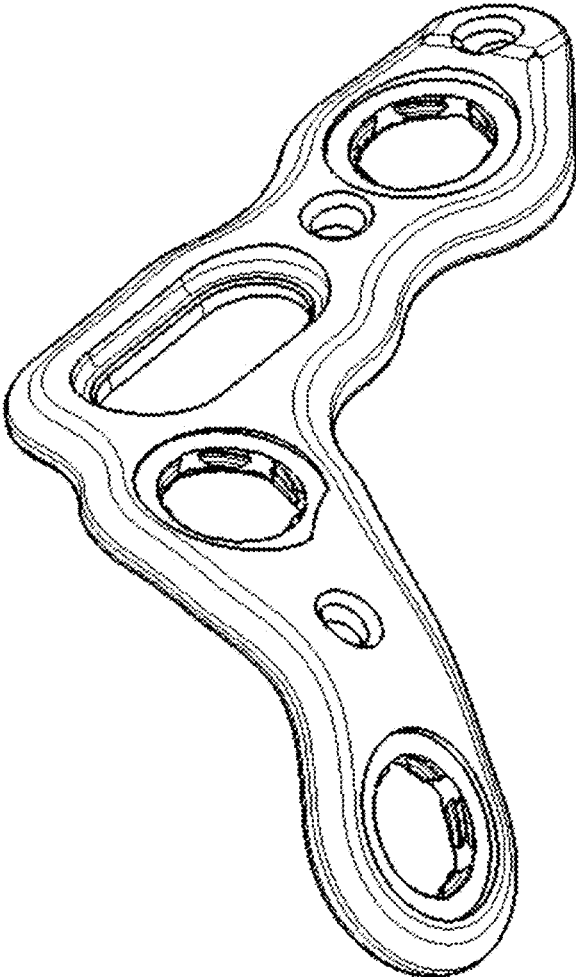


FIG. 1

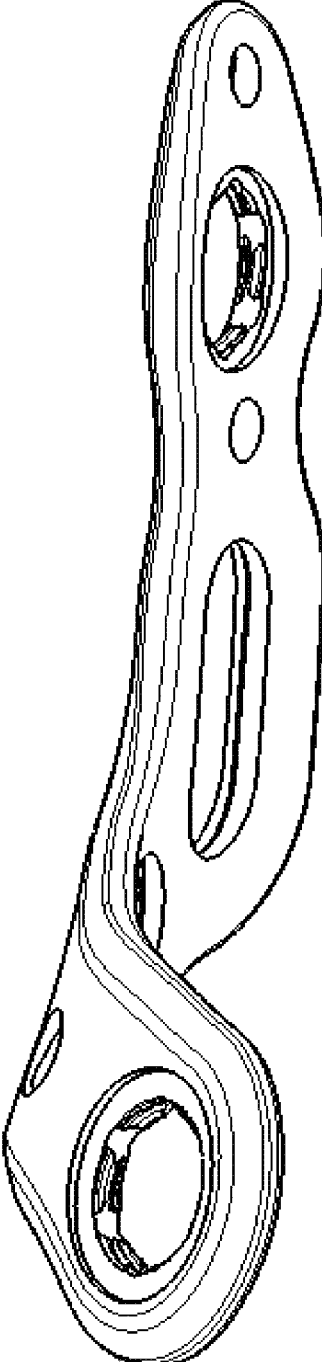


FIG. 2

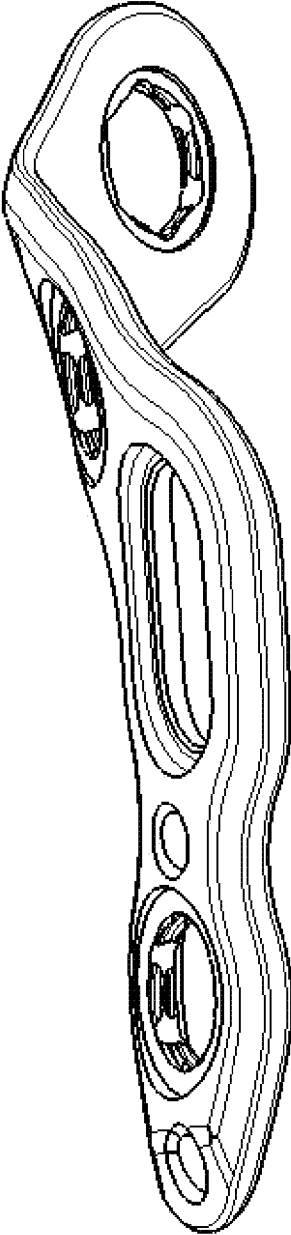


FIG. 3

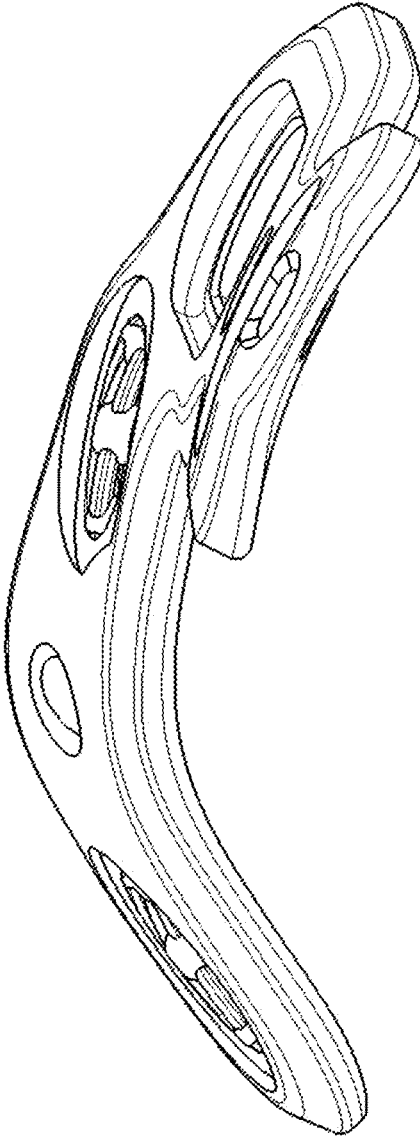


FIG. 4

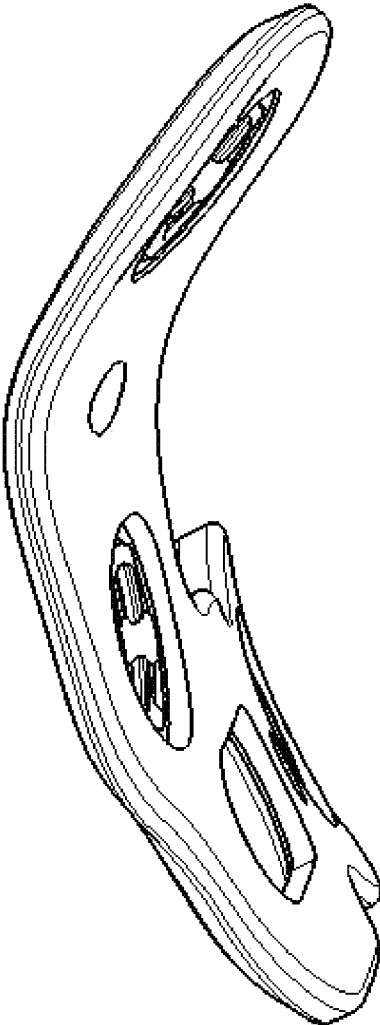


FIG. 5

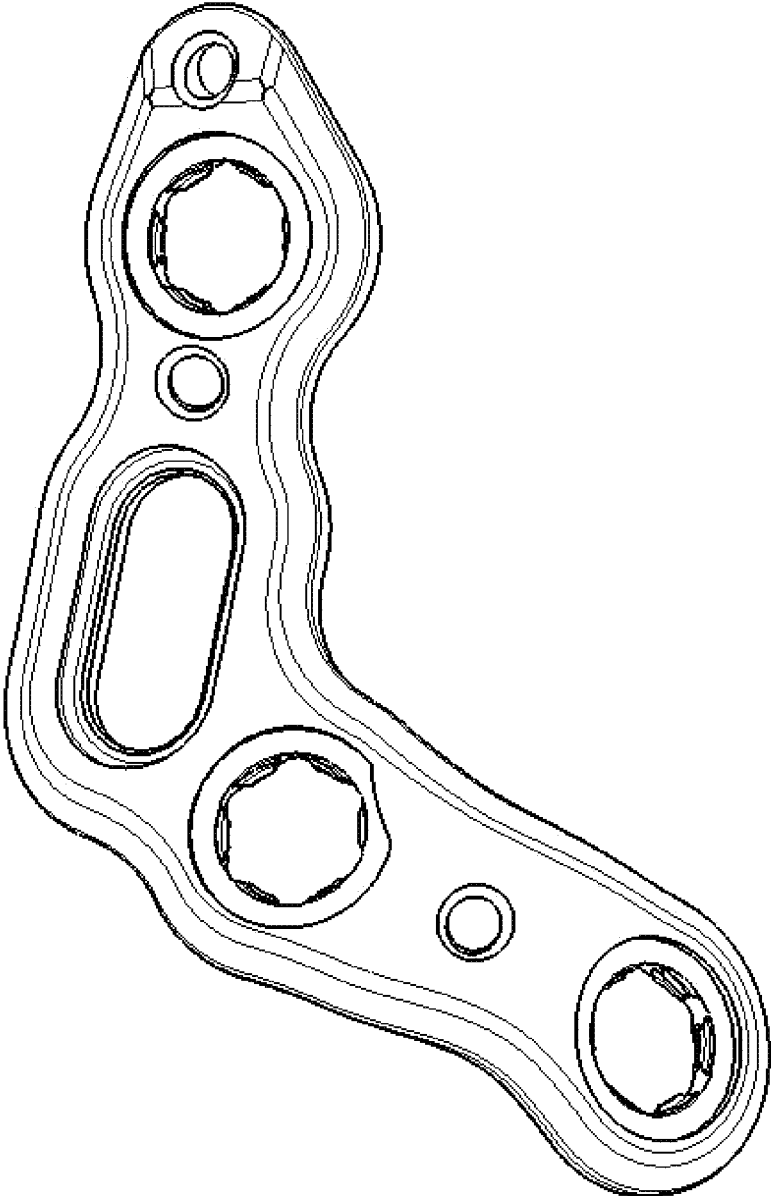


FIG. 6



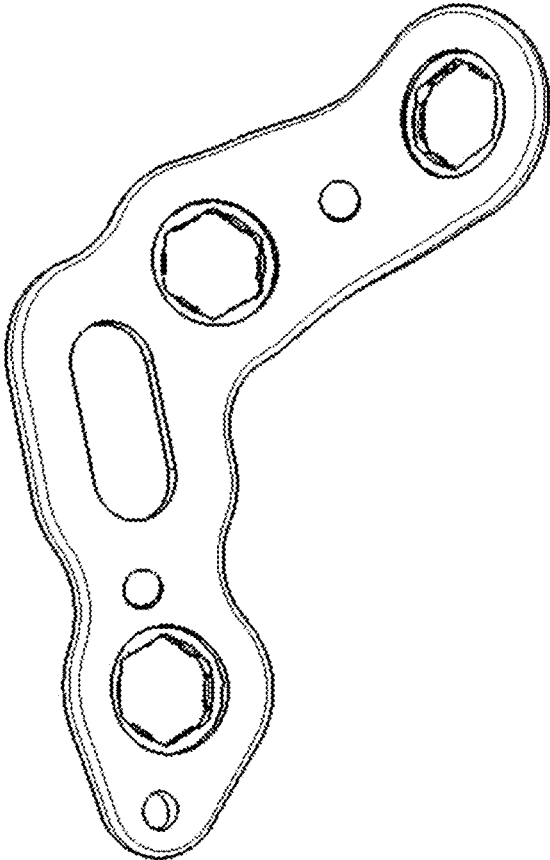


FIG. 7