



US00D436513S

(12) **United States Design Patent** (10) **Patent No.:** **US D436,513 S**
Yamakawa (45) **Date of Patent:** **** Jan. 23, 2001**

(54) **SOCKET FOR SCREWDRIVER**
(75) Inventor: **Masahiko Yamakawa, Sakai (JP)**
(73) Assignee: **Sangadensetsukogyo Co., Ltd., Osaka (JP)**
(**) Term: **14 Years**

(74) *Attorney, Agent, or Firm*—Armstrong, Westerman, Hattori, McLeland & Naughton

(57) **CLAIM**

The ornamental design for a socket for screwdriver, as shown and described.

DESCRIPTION

(21) Appl. No.: **29/107,613**
(22) Filed: **Jul. 12, 1999**
(30) **Foreign Application Priority Data**
Jan. 11, 1999 (JP) 11-579
(51) **LOC (7) Cl.** **08-04**
(52) **U.S. Cl.** **D8/86; D8/29**
(58) **Field of Search** **D8/29, 70, 86;**
81/121.1, 124.6, 124.4, 186, 124.7, 436,
437

FIG. 1 is a front elevational view of the socket for screwdriver showing our new design, the rear elevational view being a mirror image thereof;

FIG. 2 is a top plan view of the socket for screwdriver;

FIG. 3 is a bottom view of the socket for screwdriver;

FIG. 4 is a right side elevational view of the socket for screwdriver, the left side elevational view being a mirror image thereof;

FIG. 5 is an enlarged cross sectional view along the line 5—5 of FIG. 1 of the socket for screwdriver;

FIG. 6 is a front elevational view of the socket for screwdriver; and,

FIG. 7 is a front elevational view of the socket for screwdriver in an inverted position.

The broken line showings of the screwdriver and bolt in FIGS. 6 and 7 are for illustrative purposes only and form no part of the claimed design.

(56) **References Cited**
U.S. PATENT DOCUMENTS
4,242,932 * 1/1981 Barmore 81/437
4,399,723 * 8/1983 Marleau 81/437
4,620,460 * 11/1986 Gonzales, Jr. 81/124.6
5,782,148 * 7/1998 Kerkhoven 81/121.1

OTHER PUBLICATIONS
Proto Tools Catalog, pp. 52, 55 and 72, Sockets, 1969.*

* cited by examiner

Primary Examiner—Philip S. Hyder

1 Claim, 3 Drawing Sheets



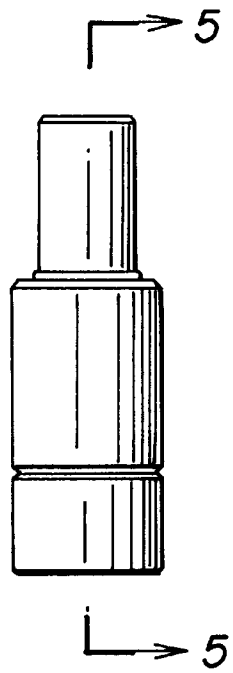


Fig. 1



Fig. 2

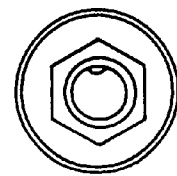


Fig. 3




Fig. 4

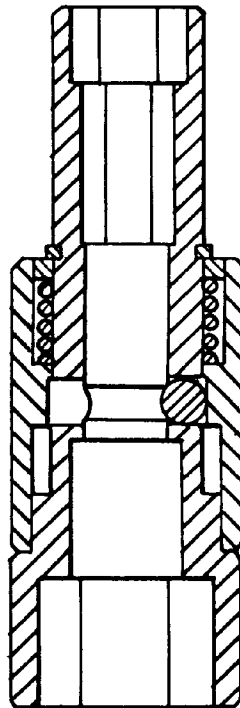


Fig. 5




Fig. 6

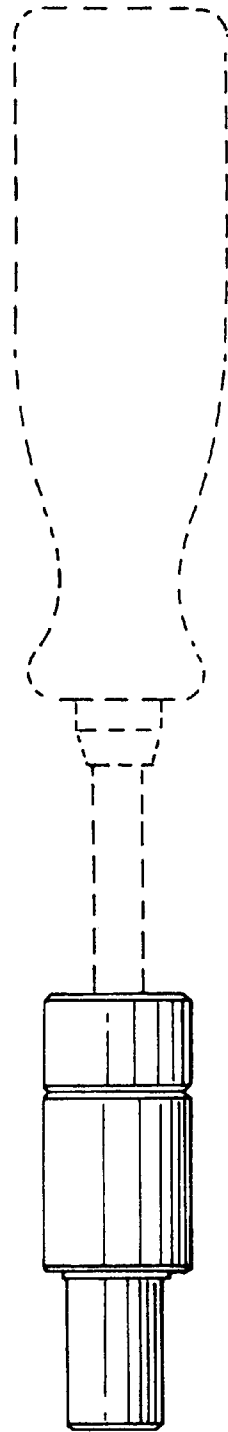


Fig. 7