



- (51) **International Patent Classification:**
C07D 487/04 (2006.01) *A61P 25/00* (2006.01)
A61K 31/4985 (2006.01)
- (21) **International Application Number:**
PCT/EP2012/062381
- (22) **International Filing Date:**
26 June 2012 (26.06.2012)
- (25) **Filing Language:** English
- (26) **Publication Language:** English
- (30) **Priority Data:**
11171519.9 27 June 2011 (27.06.2011) EP
- (71) **Applicant (for all designated States except US):**
JANSSEN PHARMACEUTICA NV [BE/BE]; Turnhoutseweg 30, B-2340 Beerse (BE).
- (72) **Inventors; and**
- (75) **Inventors/Applicants (for US only):** **ANDRÉS-GIL, José, Ignacio** [ES/ES]; c/o Janssen-Cilag S.A., Calle Jarama, 75, Poligono Industrial, E-45007 Toledo (ES). **ROMBOUTS, Frederik, Jan, Rita** [BE/BE]; c/o Janssen Pharmaceutica NV, Turnhoutseweg 30, B-2340 Beerse (BE). **TRABANCO-SUÁREZ, Andrés, Avelino** [ES/ES]; c/o Janssen-Cilag S.A., Calle Jarama, 75, Poligono Industrial, E-45007 Toledo (ES). **VANHOOF, Greta, Constantia, Peter** [BE/BE]; c/o Janssen Pharmaceutica NV, Turnhoutseweg 30, B-2340 Beerse (BE). **DE ANGELIS, Meri** [IT/DE]; Werinherstrasse 9, 81541 Munich (DE). **BUIJNSTERS, Peter, Jacobus, Johannes, Antonius** [NL/NL]; c/o Janssen Pharmaceutica NV, Turnhoutseweg 30, B-2340 Beerse (BE). **GUILLEMONT, Jérôme, Emile, Georges** [FR/FR]; c/o Janssen-Cilag, Campus de Maigremont, BP 615, F-27106 Val de Reuil Cedex (FR). **BORMANS, Guy, Maurits R.** [BE/BE]; c/o Katholieke Universiteit Leuven, K.U.Leuven R&D, Waaistraat 6, bus 5105, B-3000 Leuven (BE). **CELEN, Sofie, Jeanne, Leopoldine**

[BE/BE]; c/o Katholieke Universiteit Leuven, K.U.Leuven R&D, Waaistraat 6, bus 5105, B-3000 Leuven (BE). **VLIEGEN, Maarten** [BE/BE]; c/o Janssen Pharmaceutica NV, Turnhoutseweg 30, B-2340 Beerse (BE).

(74) **Common Representative:** **JANSSEN PHARMACEUTICA NV**; Turnhoutseweg 30, B-2340 Beerse (BE).

(81) **Designated States (unless otherwise indicated, for every kind of national protection available):** AE, AG, AL, AM, AO, AT, AU, AZ, BA, BB, BG, BH, BR, BW, BY, BZ, CA, CH, CL, CN, CO, CR, CU, CZ, DE, DK, DM, DO, DZ, EC, EE, EG, ES, FI, GB, GD, GE, GH, GM, GT, HN, HR, HU, ID, IL, IN, IS, JP, KE, KG, KM, KN, KP, KR, KZ, LA, LC, LK, LR, LS, LT, LU, LY, MA, MD, ME, MG, MK, MN, MW, MX, MY, MZ, NA, NG, NI, NO, NZ, OM, PE, PG, PH, PL, PT, QA, RO, RS, RU, RW, SC, SD, SE, SG, SK, SL, SM, ST, SV, SY, TH, TJ, TM, TN, TR, TT, TZ, UA, UG, US, UZ, VC, VN, ZA, ZM, ZW.

(84) **Designated States (unless otherwise indicated, for every kind of regional protection available):** ARIPO (BW, GH, GM, KE, LR, LS, MW, MZ, NA, RW, SD, SL, SZ, TZ, UG, ZM, ZW), Eurasian (AM, AZ, BY, KG, KZ, RU, TJ, TM), European (AL, AT, BE, BG, CH, CY, CZ, DE, DK, EE, ES, FI, FR, GB, GR, HR, HU, IE, IS, IT, LT, LU, LV, MC, MK, MT, NL, NO, PL, PT, RO, RS, SE, SI, SK, SM, TR), OAPI (BF, BJ, CF, CG, CI, CM, GA, GN, GQ, GW, ML, MR, NE, SN, TD, TG).

Declarations under Rule 4.17:

- as to applicant's entitlement to apply for and be granted a patent (Rule 4.17(ii))
- of inventorship (Rule 4.17(iv))

Published:

- with international search report (Art. 21(3))
- with amended claims (Art. 19(1))



WO 2013/000924 A1

(54) **Title:** 1-ARYL-4-METHYL-[1,2,4]TRIAZOLO[4,3-a]QUINOXALINE DERIVATIVES

(57) **Abstract:** The present invention relates to novel 1-aryl-4-methyl-[1,2,4]triazolo[4,3-a]- quinoxaline derivatives as inhibitors of phosphodiesterase 2 (PDE2) and to a lesser extent of phosphodiesterase 10 (PDE10) or as inhibitors of both, phosphodiesterases 2 and 10. The invention is also directed to pharmaceutical compositions comprising such compounds, to processes for preparing such compounds and compositions, and to the use of such compounds and compositions for the prevention and treatment of disorders in which PDE2 is involved, or disorders in which both PDE2 and PDE10 are involved, such as neurological and psychiatric disorders, and endocrinological or metabolic diseases. The present invention also relates to radiolabeled compounds which may be useful for imaging and quantifying the PDE2 enzyme in tissues, using positron- emission tomography (PET). The invention is also directed to compositions comprising such compounds, to processes for preparing such compounds and compositions, to the use of such compounds and compositions for imaging a tissue, cells or a host, in vitro or in vivo and to precursors of said compounds.

1-ARYL-4-METHYL-[1,2,4]TRIAZOLO[4,3-a]QUINOXALINE DERIVATIVES

FIELD OF THE INVENTION

5

The present invention relates to novel 1-aryl-4-methyl-[1,2,4]triazolo[4,3-a]-quinoxaline derivatives as inhibitors of phosphodiesterase 2 (PDE2) and to a lesser extent of phosphodiesterase 10 (PDE10) or as inhibitors of both, phosphodiesterases 2 and 10. The invention is also directed to pharmaceutical compositions comprising such compounds, to processes for preparing such compounds and compositions, and to the use of such compounds and compositions for the prevention and treatment of disorders in which PDE2 is involved, or disorders in which both PDE2 and PDE10 are involved, such as neurological and psychiatric disorders, and endocrinological or metabolic diseases. The present invention also relates to radiolabelled compounds which may be useful for imaging and quantifying the PDE2 enzyme in tissues, for example, using positron-emission tomography (PET). The invention is also directed to compositions comprising such compounds, to processes for preparing such compounds and compositions, to the use of such compounds and compositions for imaging a tissue, cells or a host, in vitro or in vivo and to precursors of said compounds.

20

BACKGROUND OF THE INVENTION

Journal of Fluorine Chemistry (2009), 130 (10), 886-893 discloses 1-aryl-4-methyl-[1,2,4]triazolo[3,4-a]quinoxalines wherein aryl is phenyl, 4-methoxyphenyl, 4-chlorophenyl or 4-nitrophenyl, unexpectedly arising in a reaction of 2-hydrazine-3-methylquinoxaline with trifluoromethyl-beta-diketones.

25

Green Chemistry (2004), 6, 156-157 discloses solvent-free methods for the synthesis of 1-aryl-4-methyl-[1,2,4]triazolo[3,4-a]quinoxalines wherein aryl is phenyl, 4-methylphenyl, 4-chlorophenyl, 4-methoxyphenyl and 3-methoxyphenyl.

30

Synthetic Communications (2006), 36, 1873-1878 discloses methods for the synthesis of 1-aryl-4-methyl-[1,2,4]triazolo[3,4-a]quinoxalines wherein aryl is phenyl, 4-methylphenyl, 4-chlorophenyl, 2-methoxyphenyl and 4-methoxyphenyl.

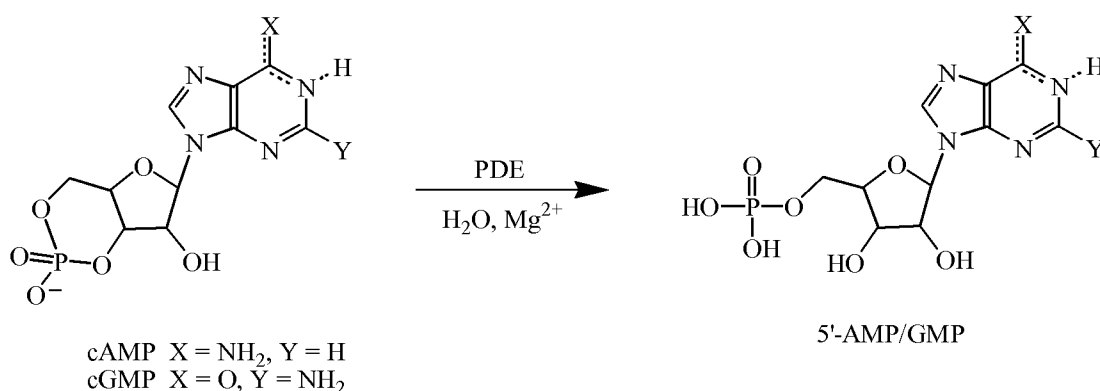
WO-2010/101230 discloses [1,2,4]triazolo[4,3-a]quinoxalin-4(5H)-ones as PDE9 inhibitors useful for treating urination disorders.

35

Phosphodiesterases (PDEs) are a family of enzymes encoded by 21 genes and subdivided into 11 distinct families according to structural and functional properties.

These enzymes metabolically inactivate widely occurring intracellular second messengers, 3',5'-cyclic adenosine monophosphate (cAMP) and 3',5'-cyclic guanosine monophosphate (cGMP). These two messengers regulate a wide variety of biological processes, including pro-inflammatory mediator production and action, ion channel function, muscle contraction, learning, differentiation, apoptosis, lipogenesis, glycogenolysis, and gluconeogenesis. They do this by activation of protein kinase A (PKA) and protein kinase G (PKG), which in turn phosphorylate a wide variety of substrates including transcription factors and ion channels that regulate innumerable physiological responses. In neurons, this includes the activation of cAMP and cGMP-dependent kinases and subsequent phosphorylation of proteins involved in acute regulation of synaptic transmission as well as in neuronal differentiation and survival. Intracellular concentrations of cAMP and cGMP are strictly regulated by the rate of biosynthesis by cyclases and by the rate of degradation by PDEs. PDEs are hydrolases that inactivate cAMP and cGMP by catalytic hydrolysis of the 3'-ester bond, forming the inactive 5'-monophosphate (Scheme A).

Scheme A



On the basis of substrate specificity, the PDE families can be divided into three groups: i) the cAMP-specific PDEs, which include PDE4, 7 and 8; ii) the cGMP-selective enzymes PDE5, 6 and 9; and iii) the dual-substrate PDEs, PDE1, 2 and 3, as well as PDE10 and 11.

Furthermore, PDEs are expressed differentially throughout the organism, including the central nervous system. Different PDE isozymes therefore may have different physiological functions. Compounds that inhibit selectively PDE families or isozymes may display particular therapeutic activity, fewer side effects, or both.

Phosphodiesterase 2A (PDE2A) inactivates intracellular signalling mechanisms reliant on cyclic nucleotide signalling mediated by cAMP and cGMP via their degradation.

Such signalling pathways are known to play a role in the regulation of genes involved in the induction of synaptic plasticity.

The pharmacological inhibition of PDE2 therefore causes increased levels of synaptic plasticity (an underlying correlate of learning and memory), suggesting that PDE2A modulation may be a target for alleviating cognitive deficits seen in people suffering from disorders such as for example, schizophrenia, Alzheimer's disease, Parkinson's disease and other CNS disorders associated with cognitive dysfunction.

Phosphodiesterase 2A (PDE2A) is more abundantly expressed in the brain relative to peripheral tissues. The high expression of PDE2 in the limbic system (isocortex, hippocampus, amygdala, habenula, basal ganglia) suggests that PDE2 may modulate neuronal signalling involved in emotion, perception, concentration, learning and memory. Additionally, PDE2 is expressed in the nucleus accumbens, the olfactory bulb, the olfactory tubercle and the amygdala, supporting the suggestion that PDE2 may also be involved in anxiety and depression.

Additionally, PDE2 inhibitors have been shown to be beneficial in the reduction of oxidative stress-induced anxiety, supporting their use in the treatment of anxiety in neuropsychiatric and neurodegenerative disorders that involve oxidative stress, such as Alzheimer's disease, Parkinson's disease and multiple sclerosis.

PDE2 inhibitors have been shown to enhance long term potentiation of synaptic transmission and to improve memory acquisition and consolidation in the object recognition and in the social recognition tests in rats. Furthermore, PDE2 inhibitors have been shown to reverse the MK-801 induced working memory deficit in the T-maze in mice. PDE2 inhibitors have also been shown to display activity in forced swim test and light/dark box models; and to show anxiolytic-like effects in elevated plus-maze, hole-board and open-field tests and to prevent stress-induced changes in apoptosis and behaviour.

Thus, PDE2 inhibitors may be useful in the treatment of memory deficiency, cognitive disorders, anxiety, bipolar disorder and depression.

Of all the 11 known PDE families, PDE10 has the most restricted distribution with high expression only in the brain and testes. In the brain, PDE10A mRNA and protein are highly expressed in a majority of striatal Medium Spiny Neurons (MSNs). This unique distribution of PDE10A in the brain, together with its increased pharmacological

characterization, indicates a potential use of PDE10A inhibitors for treating neurological and psychiatric disorders like schizophrenia.

Thus, PDE10 inhibitors may possess a pharmacological profile similar to that of the current antipsychotics which mainly treat positive symptoms of schizophrenia, but also
5 having the potential to improve the negative and cognitive symptoms of schizophrenia, while lacking the non-target related side effects such as EPS or prolactin release, that are often observed with the currently available antipsychotics.

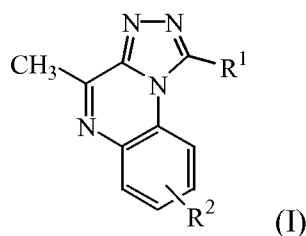
10 Since PDE10 inhibitors can be used to raise levels of cAMP and /or cGMP within cells that express the PDE10 enzyme, for example neurons that comprise the basal ganglia, PDE10 inhibitors may be useful in treating schizophrenia and additionally, a variety of conditions as described herein, for example, Parkinson's Disease, Huntington's
15 Disease, addiction and depression. PDE10 inhibitors may be also useful in other conditions such as obesity, non-insulin dependent diabetes, bipolar disorder, obsessive compulsive disorder and pain.

While PDE2 inhibitors may provide an advantageous balance of properties in the treatment of disorders selected from, but not limited to, cognitive disorders, anxiety,
20 depression, and movement disorders; compounds that are PDE2 and PDE10 inhibitors may show utility in schizophrenia, Parkinson's disease, Huntington's disease, addiction, depression, and anxiety, with an additional beneficial effect in cognitive deficits and/or drug-induced extrapyramidal symptoms observed in these patient
25 populations.

SUMMARY OF THE INVENTION

It is the object of the present invention to provide novel compounds that are inhibitors of PDE2 and to a lesser extent of PDE10, or that are inhibitors of both PDE2 and 10. The present compounds are compounds which, due to their novel mode of action are
30 potentially useful in the treatment of diseases related to PDE2 enzyme activity or diseases related to the activity of the PDE2 and 10 enzymes.

Thus, the present invention is directed to a 1-aryl-4-methyl-[1,2,4]triazolo[4,3-*a*]-quinoxalines of formula (I)



or a stereochemically isomeric form thereof, wherein

- 5 R^1 is phenyl or pyridinyl, each optionally substituted with 1 or 2 substituents independently selected from the group consisting of halo, C_{1-6} alkyl, C_{1-6} alkyl substituted with 1, 2 or 3 halo substituents, C_{1-6} alkyloxy, $(C_{3-6}$ cycloalkyl) C_{1-3} alkyloxy, C_{1-6} alkyloxy substituted with 1, 2 or 3 halo substituents, $(C_{1-6}$ alkyloxy) C_{1-3} alkyl and $(C_{1-6}$ alkyloxy) C_{1-3} alkyloxy;
- 10 R^2 is selected from the group consisting of hydrogen, halo, trifluoromethyl, trifluoromethoxy, 1,1-difluoroethoxy, cyano, $(C_{3-6}$ cycloalkyl)carbonyl, C_{2-6} alkenyl, a radical of formula $-L^1-NR^3R^4$, or a radical of formula $-L^2-O-R^5$;
- 15 L^1 and L^2 each are a covalent bond, CH_2 , $CH(CF_3)$ or $C(=O)$;
- R^3 is hydrogen or methyl;
- 20 R^4 is selected from the group consisting of hydrogen; C_{1-3} alkyl optionally substituted with 1 or 2 substituents independently selected from the group consisting of halo, hydroxy, C_{1-3} alkoxy, mono- and di(C_{1-3} alkyl)amino, C_{3-6} cycloalkyl, phenyl, 3,4,5-trimethoxyphenyl, pyridinyl, pyridinyl substituted with halo, morpholinyl, pyrrolidinyl, piperidinyl, and piperidinyl substituted with methyl; C_{3-6} cycloalkyl; tetrahydropyranyl; 1-methylpiperidin-4-yl; 4-hydroxycyclohexan-1-yl; 3,4,5-trimethoxyphenyl; C_{1-3} alkyl-carbonyl; and pyridinyl; or
- 25 NR^3R^4 is pyrrolidinyl, piperidinyl or morpholinyl, each optionally substituted with 1 or 2 substituents independently selected from the group consisting of halo, trifluoromethyl, hydroxyl, C_{1-3} alkyloxy, mono- and di(C_{1-3} alkyl)amino, hydroxyl- C_{1-3} alkyl, halo C_{1-3} alkyl, and methoxy C_{1-3} alkyl; or 4-methylpiperazin-1-yl;
- 30 R^5 is selected from the group consisting of hydrogen; C_{1-3} alkyl; C_{1-3} alkyl substituted with pyridinyl, phenyl, pyrrolidinyl or morpholinyl; phenyl; and pyridinyl;

or a pharmaceutically acceptable salt or a solvate thereof,

provided that R² is other than hydrogen when R¹ is phenyl, 4-methylphenyl,
2-methoxyphenyl, 3-methoxyphenyl, 4-methoxyphenyl, or
5 4-chlorophenyl.

Illustrative of the invention is a pharmaceutical composition comprising a
pharmaceutically acceptable carrier and any of the compounds described above. An
illustration of the invention is a pharmaceutical composition made by mixing any of the
10 compounds described above and a pharmaceutically acceptable carrier. Illustrating the
invention is a process for making a pharmaceutical composition comprising mixing any
of the compounds described above and a pharmaceutically acceptable carrier.

Exemplifying the invention are methods of treating a disorder mediated by the
PDE2 enzyme or by the PDE2 and PDE10 enzymes, comprising administering to a
15 subject in need thereof a therapeutically effective amount of any of the compounds or
pharmaceutical compositions described above.

Further exemplifying the invention are methods of inhibiting the PDE2 enzyme
or inhibiting the PDE2 and the PDE10 enzymes, comprising administering to a subject
in need thereof a therapeutically effective amount of any of the compounds or
20 pharmaceutical compositions described above.

An example of the invention is a method of treating a disorder selected from the
group consisting of neurological and psychiatric disorders, and endocrinological or
metabolic diseases comprising administering to a subject in need thereof, a
therapeutically effective amount of any of the compounds or pharmaceutical
25 compositions described above.

An example of the invention is a method of treating a disorder selected from the
group of neurological and psychiatric disorders selected from psychotic disorders and
conditions; anxiety disorders; movement disorders; drug abuse; mood disorders;
neurodegenerative disorders; disorders or conditions comprising as a symptom a
30 deficiency in attention and/or cognition; pain; autistic disorder; and metabolic
disorders, comprising administering to a subject in need thereof, a therapeutically
effective amount of any of the compounds or pharmaceutical compositions described
above.

An example of the invention is a method of treating a disorder selected from the
35 group consisting of neurological and psychiatric disorders, and endocrinological or

metabolic diseases comprising administering to a subject in need thereof, a therapeutically effective amount of any of the compounds or pharmaceutical compositions described above.

An example of the invention is a method of treating a disorder selected from the group of neurological and psychiatric disorders selected from psychotic disorders and conditions; anxiety disorders; movement disorders; drug abuse; mood disorders; neurodegenerative disorders; disorders or conditions comprising as a symptom a deficiency in attention and/or cognition; pain; autistic disorder; and metabolic disorders, comprising administering to a subject in need thereof, a therapeutically effective amount of any of the compounds or pharmaceutical compositions described above.

Also exemplifying the invention is a compound or a pharmaceutical composition described above for use as a medicament.

Further exemplifying the invention is a compound according to the present invention or a pharmaceutical composition according to the invention for use in the treatment, prevention, amelioration, control or reduction of the risk of various neurological and psychiatric disorders associated with phosphodiesterase 2 or associated with phosphodiesterases 2 and 10 dysfunction in a mammal, including a human, the treatment or prevention of which is affected or facilitated by the inhibition of phosphodiesterase 2 or by the inhibition of phosphodiesterases 2 and 10.

An example of the invention is a compound according to the present invention or a pharmaceutical composition according to the invention for use in the treatment, prevention, amelioration, control or reduction of the risk of various disorders selected from psychotic disorders and conditions; anxiety disorders; movement disorders; drug abuse; mood disorders; neurodegenerative disorders; disorders or conditions comprising as a symptom a deficiency in attention and/or cognition; pain; autistic disorder; and metabolic disorders.

An example of the invention is a method of treating a disorder selected from the group consisting of Alzheimer's disease, mild cognitive impairment, senility, dementia, dementia with Lewy bodies, Down's syndrome, dementia associated with stroke, dementia associated with Parkinson's disease and dementia associated with beta-amyloid, preferably Alzheimer's disease, comprising administering to a subject in need thereof, a therapeutically effective amount of any of the compounds or pharmaceutical compositions described above.

Another example of the invention is any of the compounds described above for use in treating: (a) Alzheimer's Disease, (b) mild cognitive impairment, (c) senility, (d) dementia, (e) dementia with Lewy bodies, (f) Down's syndrome, (g) dementia associated with stroke, (h) dementia associated with Parkinson's disease, (i) dementia associated with beta-amyloid, (j) depressive disorders and (k) anxiety disorders, in a
5 subject in need thereof.

Another aspect of the invention relates to precursor compounds for the synthesis of radiolabelled compounds of formula (I).

10 Illustrative of the invention is a sterile solution comprising a radiolabelled compound of Formula (I).

Exemplifying the invention is a use of a radiolabelled compound of formula (I) as described herein, for, or a method of, imaging a tissue, cells or a host, *in vitro* or *in vivo*.

15 Further exemplifying the invention is a method of imaging a tissue, cells or a host, comprising contacting with or administering to a tissue, cells or a host a compound of formula (I) as described herein, and imaging the tissue, cells or host with a positron-emission tomography imaging system.

DETAILED DESCRIPTION OF THE INVENTION

20 The present invention is directed to compounds of formula (I) as defined hereinbefore, and pharmaceutically acceptable salts thereof. The compounds of formula (I) are inhibitors of the phosphodiesterase 2 enzyme (PDE2) and to a lesser extent of phosphodiesterase 10 (PDE10), or are inhibitors of the phosphodiesterase 2 and phosphodiesterase 10 enzymes (PDE2 and PDE10) and may be useful in the treatment
25 of neurological and psychiatric disorders, and endocrinological or metabolic diseases.

In an embodiment, the present invention relates to a compound of formula (I), or a stereochemically isomeric form thereof, as defined herein, wherein

30 R^1 is phenyl or pyridinyl, each optionally substituted with 1 or 2 substituents independently selected from the group consisting of halo, C_{1-6} alkyl, trifluoromethyl, C_{1-6} alkyloxy, $(C_{3-6}$ cycloalkyl) C_{1-3} alkyloxy and trifluoromethoxy;

R^2 is selected from the group consisting of hydrogen, halo, trifluoromethyl, trifluoromethoxy, 1,1-difluoroethoxy, cyano, (C_{3-6} cycloalkyl)carbonyl, C_{2-6} alkenyl, a radical of formula $-L^1-NR^3R^4$, or a radical of formula $-L^2-O-R^5$;

5 L^1 and L^2 each are a covalent bond, CH_2 , $CH(CF_3)$ or $C(=O)$;

R^3 is hydrogen or methyl;

10 R^4 is selected from the group consisting of hydrogen; C_{1-3} alkyl optionally substituted with 1 or 2 substituents independently selected from the group consisting of halo, hydroxy, C_{1-3} alkoxy, mono- and di(C_{1-3} alkyl)amino, C_{3-6} cycloalkyl, phenyl, 3,4,5-trimethoxyphenyl, pyridinyl, pyridinyl substituted with halo, morpholinyl, pyrrolidinyl, piperidinyl, and piperidinyl substituted with methyl; C_{3-6} cycloalkyl; tetrahydropyranyl; 1-methylpiperidin-4-yl; 4-hydroxycyclohexan-1-yl; 3,4,5-trimethoxyphenyl; C_{1-3} alkyl-
15 carbonyl; and pyridinyl; or

NR^3R^4 is pyrrolidinyl, piperidinyl or morpholinyl, each optionally substituted with 1 or 2 substituents independently selected from the group consisting of halo, trifluoromethyl, hydroxyl, C_{1-3} alkoxy, mono- and di(C_{1-3} alkyl)amino, hydroxyl-
20 C_{1-3} alkyl, halo C_{1-3} alkyl, and methoxy C_{1-3} alkyl; or 4-methylpiperazin-1-yl;

R^5 is selected from the group consisting of hydrogen; C_{1-3} alkyl; C_{1-3} alkyl substituted with pyridinyl, phenyl, pyrrolidinyl or morpholinyl; phenyl; and pyridinyl;

25 or a pharmaceutically acceptable salt or a solvate thereof,

provided that R^2 is other than hydrogen when R^1 is phenyl, 4-methylphenyl, 2-methoxyphenyl, 3-methoxyphenyl, 4-methoxyphenyl, or 4-chlorophenyl.

30

In another embodiment, the present invention relates to a compound of formula (I), wherein

R^1 is phenyl or pyridinyl, each optionally substituted with 1 or 2 substituents independently selected from the group consisting of halo, C_{1-6} alkyl, and C_{1-6} alkyloxy;

35

R^2 is selected from the group consisting of hydrogen, halo, trifluoromethoxy, 1,1-difluoroethoxy, cyano, (C_{3-6} cycloalkyl)carbonyl, C_{2-6} alkenyl, a radical of formula $-L^1-NR^3R^4$, or a radical of formula $-L^2-O-R^5$;

5 L^1 and L^2 each are a covalent bond, CH_2 , $CH(CF_3)$ or $C(=O)$;

R^3 is hydrogen or methyl;

10 R^4 is selected from the group consisting of hydrogen; C_{1-3} alkyl optionally substituted with a substituent selected from the group consisting of halo, hydroxy, C_{1-3} alkoxy, mono- and di(C_{1-3} alkyl)amino, phenyl, 3,4,5-trimethoxyphenyl, pyridinyl, pyridinyl substituted with halo, morpholinyl, pyrrolidinyl, and piperidinyl; tetrahydropyranyl; 1-methylpiperidin-4-yl; 4-hydroxycyclohexan-1-yl; 3,4,5-trimethoxyphenyl; C_{1-3} alkyl-carbonyl; pyridinyl; or

15

NR^3R^4 is pyrrolidinyl, piperidinyl or morpholinyl, each optionally substituted with 1 or 2 substituents independently selected from the group consisting of halo, trifluoromethyl, hydroxyl, C_{1-3} alkoxy, hydroxy C_{1-3} alkyl, halo C_{1-3} alkyl, and methoxy C_{1-3} alkyl; or 4-methylpiperazin-1-yl;

20

R^5 is selected from the group consisting of hydrogen; C_{1-3} alkyl; C_{1-3} alkyl substituted with pyridinyl, phenyl, or morpholinyl; phenyl; and pyridinyl;

or a pharmaceutically acceptable salt or a solvate thereof,

25

provided that R^2 is other than hydrogen when R^1 is phenyl, 4-methylphenyl, 2-methoxyphenyl, 3-methoxyphenyl, 4-methoxyphenyl, or 4-chlorophenyl.

30

In an additional embodiment, R^2 is not hydrogen, and the rest of variables as previously defined in any of the above embodiments.

In an embodiment, the present invention relates to a compound of formula (I), wherein

35

R^1 is phenyl or pyridinyl each optionally substituted with 1 or 2 substituents independently selected from the group consisting of halo, and C_{1-6} alkyloxy;

R^2 is selected from the group consisting of halo, cyano, a radical of formula $-L^1-NR^3R^4$; or a radical of formula $-L^2-O-R^5$;

5 L^1 and L^2 each are a covalent bond, CH_2 or $C(=O)$;

R^3 is hydrogen or methyl;

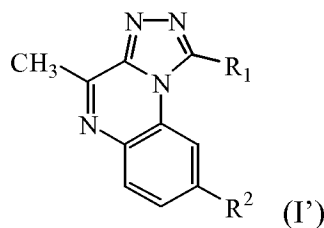
10 R^4 is selected from the group consisting of C_{1-3} alkyl optionally substituted with a substituent selected from the group consisting of halo, C_{1-3} alkoxy, mono- and di(C_{1-3} alkyl)amino, phenyl, pyridinyl, pyridinyl substituted with halo, morpholinyl, and piperidinyl; 1-methylpiperidin-4-yl; 3,4,5-trimethoxyphenyl; pyridinyl; or

15 NR^3R^4 is pyrrolidinyl, piperidinyl or morpholinyl each optionally substituted with 1 or 2 substituents independently selected from the group consisting of halo and hydroxyl; or 4-methylpiperazin-1-yl;

R^5 is C_{1-3} alkyl substituted with pyridinyl;

20 or a pharmaceutically acceptable salt or a solvate thereof.

In an additional embodiment, the present invention relates to a compound of formula (I), wherein R^2 is bound to the scaffold at position 8 and R^1 and R^2 are as previously defined. Thus, in an additional embodiment, the present invention is directed to a compound of formula (I')



or a stereochemically isomeric form thereof, wherein R^1 and R^2 are as previously defined in any of the above embodiments, or a pharmaceutically acceptable salt or a solvate thereof.

30

In an additional embodiment, the present invention relates to a compound of formula (I), wherein R^1 is pyridinyl substituted with C_{1-6} alkoxy and R^2 is as

previously defined in any of the above embodiments, or a pharmaceutically acceptable salt or a solvate thereof.

In an additional embodiment, the present invention relates to a compound of
5 formula (I), wherein R^1 and R^2 are as previously defined in any of the above
embodiments, and wherein
 $-L^1-NR^3R^4$ is selected from

$-CH_2-NR^{3a}R^{4a}$ wherein

10 R^{3a} is hydrogen or methyl;

R^{4a} is selected from the group consisting of C_{1-3} alkyl optionally substituted with a
substituent selected from the group consisting of C_{3-6} cycloalkyl and phenyl; C_{3-6} cyclo-
alkyl; tetrahydropyranyl; 4-hydroxycyclohexan-1-yl; and pyridinyl; or

15 $NR^{3a}R^{4a}$ is pyrrolidinyl, piperidinyl or morpholinyl, each optionally substituted with
1 or 2 substituents independently selected from the group consisting of halo,
trifluoromethyl, hydroxyl, C_{1-3} alkoxy, mono- and di(C_{1-3} alkyl)amino, hydroxyl-
 C_{1-3} alkyl, halo C_{1-3} alkyl, and methoxy C_{1-3} alkyl; or 4-methylpiperazin-1-yl; or

$-CH(CF_3)-NR^{3b}R^{4b}$ wherein

20 R^{3b} is hydrogen and R^{4b} is C_{1-3} alkyl; or

$NR^{3b}R^{4b}$ is morpholinyl; or

$-C(=O)-NR^{3c}R^{4c}$ wherein

R^{3c} is hydrogen or methyl;

25 R^{4c} is selected from the group consisting of hydrogen; C_{1-3} alkyl optionally substituted
with a substituent selected from the group consisting of halo, hydroxy, C_{1-3} alkoxy,
mono- and di(C_{1-3} alkyl)amino, phenyl, pyridinyl, pyridinyl substituted with halo,
morpholinyl, pyrrolidinyl, and piperidinyl; 1-methylpiperidin-4-yl; and 3,4,5-
trimethoxyphenyl; or

30

$-covalent\ bond-NR^{3d}R^{4d}$ wherein

R^{3d} is hydrogen or methyl;

R^{4d} is selected from the group consisting of hydrogen; C_{1-3} alkyl optionally substituted
with a substituent selected from the group consisting of C_{1-3} alkoxy, and morpholinyl;

35 C_{3-6} cycloalkyl; 1-methylpiperidin-4-yl; and C_{1-3} alkylcarbonyl; or

$NR^{3d}R^{4d}$ is 4-methylpiperazin-1-yl;

and

$-L^2-O-R^5$ is selected from

5 $-$ covalent bond- $O-R^{5a}$ wherein R^{5a} is selected from the group consisting of hydrogen; C_{1-3} alkyl; C_{1-3} alkyl substituted with pyridinyl, pyrrolidinyl or morpholinyl; and pyridinyl; or

10 $-CH_2-O-R^{5b}$ wherein R^{5b} is selected from the group consisting of hydrogen; C_{1-3} alkyl; and phenyl; or

$-C(=O)-O-R^{5c}$ wherein R^{5c} is selected from the group consisting of hydrogen; C_{1-3} alkyl; and C_{1-3} alkyl substituted with pyridinyl or phenyl; or

15 $-CH(CF_3)-O-H$;
or a pharmaceutically acceptable salt or a solvate thereof.

20 In an additional embodiment, the present invention relates to a compound of formula (I), wherein R^1 and R^2 are as previously defined in any of the above embodiments, and wherein

$-L^1-NR^3R^4$ is selected from

25 $-CH_2-NR^{3a}R^{4a}$ wherein
 R^{3a} is hydrogen or methyl;
 R^{4a} is selected from the group consisting of C_{1-3} alkyl optionally substituted with phenyl; tetrahydropyranyl; 4-hydroxycyclohexan-1-yl; and pyridinyl; or
 $NR^{3a}R^{4a}$ is pyrrolidinyl, piperidinyl or morpholinyl, each optionally substituted with
30 1 or 2 substituents independently selected from the group consisting of halo, trifluoromethyl, hydroxyl, C_{1-3} alkoxy, mono- and di(C_{1-3} alkyl)amino, hydroxyl- C_{1-3} alkyl, halo C_{1-3} alkyl, and methoxy C_{1-3} alkyl; or 4-methylpiperazin-1-yl; or

35 $-CH(CF_3)-NR^{3b}R^{4b}$ wherein
 R^{3b} is hydrogen and R^{4b} is C_{1-3} alkyl; or
 $NR^{3b}R^{4b}$ is morpholinyl; or

$-C(=O)-NR^{3c}R^{4c}$ wherein

R^{3c} is hydrogen or methyl;

R^{4c} is selected from the group consisting of hydrogen; C₁₋₃alkyl optionally substituted with a substituent selected from the group consisting of halo, hydroxy, C₁₋₃alkoxy, mono- and di(C₁₋₃alkyl)amino, phenyl, pyridinyl, pyridinyl substituted with halo, morpholinyl, pyrrolidinyl, and piperidinyl; 1-methylpiperidin-4-yl; and 3,4,5-trimethoxyphenyl; or

–covalent bond-NR^{3d}R^{4d} wherein

R^{3d} is hydrogen or methyl;

- 10 R^{4d} is selected from the group consisting of hydrogen; C₁₋₃alkyl optionally substituted with a substituent selected from the group consisting of C₁₋₃alkoxy, and morpholinyl; 1-methylpiperidin-4-yl; and C₁₋₃alkylcarbonyl; or
NR^{3d}R^{4d} is 4-methylpiperazin-1-yl;

- 15 and

–L²-O-R⁵ is selected from

–covalent bond-O-R^{5a} wherein R^{5a} is selected from the group consisting of hydrogen; C₁₋₃alkyl; C₁₋₃alkyl substituted with pyridinyl or morpholinyl; and pyridinyl; or

- 20 –CH₂-O-R^{5b} wherein R^{5b} is selected from the group consisting of hydrogen; C₁₋₃alkyl; and phenyl; or
- 25 –C(=O)-O-R^{5c} wherein R^{5c} is selected from the group consisting of hydrogen; C₁₋₃alkyl; and C₁₋₃alkyl substituted with pyridinyl or phenyl; or

–CH(CF₃)-O-H;

or a pharmaceutically acceptable salt or a solvate thereof.

- 30

In an additional embodiment, the present invention relates to a compound of formula (I), wherein R¹ and R² are as previously defined in any of the above embodiments, and wherein

- 35 –L¹-NR³R⁴ is selected from

-CH₂-NR^{3a}R^{4a} wherein

R^{3a} is hydrogen or methyl;

R^{4a} is selected from the group consisting of C₁₋₃alkyl optionally substituted with phenyl; and pyridinyl; or

- 5 NR^{3a}R^{4a} is pyrrolidinyl, piperidinyl or morpholinyl, each optionally substituted with 1 or 2 substituents independently selected from the group consisting of halo, and hydroxyl; or 4-methylpiperazin-1-yl; or

-CH(CF₃)-NR^{3b}R^{4b} wherein

- 10 R^{3b} is hydrogen and R^{4b} is C₁₋₃alkyl; or

NR^{3b}R^{4b} is morpholinyl; or

-C(=O)-NR^{3c}R^{4c} wherein

R^{3c} is hydrogen or methyl;

- 15 R^{4c} is selected from the group consisting of C₁₋₃alkyl optionally substituted with a substituent selected from the group consisting of halo, C₁₋₃alkoxy, mono- and di(C₁₋₃alkyl)amino, phenyl, pyridinyl, pyridinyl substituted with halo, morpholinyl, and piperidinyl; 1-methylpiperidin-4-yl; and 3,4,5-trimethoxyphenyl; or

- 20 -covalent bond-NR^{3d}R^{4d} wherein

R^{3d} is hydrogen or methyl;

R^{4d} is selected from the group consisting of hydrogen; C₁₋₃alkyl optionally substituted with a substituent selected from the group consisting of C₁₋₃alkoxy, and morpholinyl; and 1-methylpiperidin-4-yl; or

- 25 NR^{3d}R^{4d} is 4-methylpiperazin-1-yl;

and

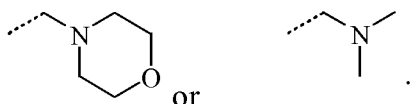
-L²-O-R⁵ is selected from -covalent bond-O-R^{5a} or -C(=O)-O-R^{5c}, wherein R^{5a} and R^{5c}

- 30 each represent C₁₋₃alkyl substituted with pyridinyl;
or a pharmaceutically acceptable salt or a solvate thereof.

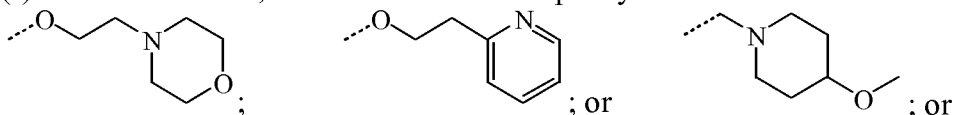
In a further embodiment, the present invention relates to a compound of formula

- 35 (I) as defined herein, wherein R¹ is 5-butoxypyridin-3-yl or 5-butoxy-2-chlorophenyl

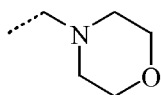
and R² is



In a further embodiment, the present invention relates to a compound of formula (I) as defined herein, wherein R^1 is 2-chlorophenyl and R^2 is selected from



5 or wherein R^1 is 2-chloro-4-fluorophenyl or 2-chloro-6-fluorophenyl and R^2 is



In an additional embodiment, the present invention relates to a compound of formula (I') as defined herein, wherein

10 R^1 is phenyl or pyridinyl each optionally substituted with 1 or 2 substituents independently selected from the group consisting of halo, $(C_{3-6}\text{cycloalkyl})C_{1-3}\text{alkyloxy}$ and $C_{1-6}\text{alkyloxy}$; and

R^2 is $-\text{CH}_2-\text{NR}^{3a}\text{R}^{4a}$;

15

wherein

R^{3a} is hydrogen or methyl;

R^{4a} is selected from the group consisting of $C_{1-3}\text{alkyl}$; or

$\text{NR}^{3a}\text{R}^{4a}$ is morpholinyl;

20

or a pharmaceutically acceptable salt or a solvate thereof.

In an additional embodiment, the invention relates to a compound of Formula (I'), as described herein, wherein

25 R^1 is phenyl substituted with halo and $C_{1-6}\text{alkyloxy}$, or pyridinyl substituted with $C_{1-6}\text{alkyloxy}$ or $(C_{3-6}\text{cycloalkyl})C_{1-3}\text{alkyloxy}$; and R^2 is as previously defined; or a pharmaceutically acceptable salt or a solvate thereof.

In a further embodiment, the invention relates to a compound of Formula (I'), as described herein, wherein

30 R^1 is phenyl substituted with chloro and $C_{1-6}\text{alkyloxy}$, in particular ethoxy, isopropoxy or butoxy; or pyridinyl substituted with $C_{1-6}\text{alkyloxy}$ or $(C_{3-6}\text{cycloalkyl})C_{1-3}\text{alkyloxy}$, in particular butoxy or cyclopropylmethoxy; and

R^2 is $-\text{CH}_2-\text{NHCH}_3$, $-\text{CH}_2-\text{N}(\text{CH}_3)_2$ or $-\text{CH}_2-(4\text{-morpholinyl})$;

or a pharmaceutically acceptable salt or a solvate thereof.

In an additional embodiment, the invention relates to a compound of Formula (I'), as described herein, wherein

- 5 R¹ is phenyl substituted with halo and C₁₋₆alkyloxy, or pyridinyl substituted with C₁₋₆alkyloxy; and R² is as previously defined;
or a pharmaceutically acceptable salt or a solvate thereof.

10 In a further embodiment, the invention relates to a compound of Formula (I'), as described herein, wherein

R¹ is phenyl substituted with chloro and C₁₋₆alkyloxy, in particular ethoxy, isopropoxy or butoxy; or pyridinyl substituted with C₁₋₆alkyloxy, in particular butoxy; and R² is as previously defined;
or a pharmaceutically acceptable salt or a solvate thereof.

15

In an additional embodiment of the present invention, the compound is selected from
Ethyl 1-(2-chlorophenyl)-4-methyl[1,2,4]triazolo[4,3-a]quinoxaline-8-carboxylate;
Ethyl 1-(2-chlorophenyl)-4-methyl[1,2,4]triazolo[4,3-a]quinoxaline-7-carboxylate;
Ethyl 4-methyl-1-phenyl[1,2,4]triazolo[4,3-a]quinoxaline-8-carboxylate;
Ethyl 4-methyl-1-phenyl[1,2,4]triazolo[4,3-a]quinoxaline-7-carboxylate;
8-Bromo-1-(2-chlorophenyl)-4-methyl[1,2,4]triazolo[4,3-a]quinoxaline;
7-Bromo-1-(2-chlorophenyl)-4-methyl[1,2,4]triazolo[4,3-a]quinoxaline;
1-(2-Chlorophenyl)-4-methyl-8-(trifluoromethoxy)[1,2,4]triazolo[4,3-a]quinoxaline;
1-(2-Chlorophenyl)-4-methyl-7-(trifluoromethoxy)[1,2,4]triazolo[4,3-a]quinoxaline;
1-(2-Chlorophenyl)-8-methoxy-4-methyl[1,2,4]triazolo[4,3-a]quinoxaline;
8-Bromo-1-(5-butoxy-2-chlorophenyl)-4-methyl[1,2,4]triazolo[4,3-a]quinoxaline;
7-Bromo-1-(5-butoxy-2-chlorophenyl)-4-methyl[1,2,4]triazolo[4,3-a]quinoxaline;
8-Bromo-1-(5-butoxypyridin-3-yl)-4-methyl[1,2,4]triazolo[4,3-a]quinoxaline;
Benzyl 4-methyl-1-phenyl[1,2,4]triazolo[4,3-a]quinoxaline-8-carboxylate;
N-Benzyl-4-methyl-1-phenyl[1,2,4]triazolo[4,3-a]quinoxaline-8-carboxamide;
1-(2-Chlorophenyl)-N-ethyl-4-methyl[1,2,4]triazolo[4,3-a]quinoxaline-8-carboxamide;
1-(2,5-Dichlorophenyl)-4-methyl-N-(pyridin-2-ylmethyl)[1,2,4]triazolo[4,3-a]quinoxaline-8-carboxamide;
8-(Ethoxymethyl)-4-methyl-1-phenyl[1,2,4]triazolo[4,3-a]quinoxaline;
1-(2-Chlorophenyl)-4-methyl[1,2,4]triazolo[4,3-a]quinoxalin-8-ol;
1-(2-Chlorophenyl)-8-ethenyl-4-methyl[1,2,4]triazolo[4,3-a]quinoxaline;

1-(2-Chlorophenyl)-4-methyl-8-(2-pyridin-2-ylethoxy)[1,2,4]triazolo[4,3-a]quinoxaline;

1-(2-Chlorophenyl)-4-methyl-8-(4-methylpiperazin-1-yl)[1,2,4]triazolo[4,3-a]quinoxaline;

1-(5-Butoxypyridin-3-yl)-4-methyl-8-(morpholin-4-ylmethyl)[1,2,4]triazolo[4,3-a]quinoxaline, or a hydrochloride salt thereof, or an oxalate salt thereof;

1-(5-Butoxypyridin-3-yl)-4-methyl-8-[morpholin-4-yl(³H₁)methyl][1,2,4]triazolo[4,3-a]quinoxaline;

1-(5-Butoxy-2-chlorophenyl)-4-methyl-8-(morpholin-4-ylmethyl)[1,2,4]triazolo[4,3-a]quinoxaline or a hydrochloride salt thereof;

1-(2-Chlorophenyl)-4-methyl-8-(morpholin-4-ylmethyl)[1,2,4]triazolo[4,3-a]quinoxaline;

N- {[1-(2-Chlorophenyl)-4-methyl[1,2,4]triazolo[4,3-a]quinoxalin-8-yl]methyl} ethanamine;

1-[1-(2-Chlorophenyl)-4-methyl[1,2,4]triazolo[4,3-a]quinoxalin-8-yl]-2,2,2-trifluoroethanol;

1-(2-Chlorophenyl)-4-methyl-8-(2,2,2-trifluoro-1-morpholin-4-ylethyl)[1,2,4]triazolo[4,3-a]quinoxaline;

1-(2-Chloro-6-fluorophenyl)-4-methyl-8-(morpholin-4-ylmethyl)[1,2,4]triazolo[4,3-a]quinoxaline;

1-[2-Chloro-6-(¹⁸F)fluorophenyl]-4-methyl-8-(morpholin-4-ylmethyl)[1,2,4]triazolo[4,3-a]quinoxaline;

Cyclopropyl[4-methyl-1-(4-methylpyridin-3-yl)[1,2,4]triazolo[4,3-a]quinoxalin-8-yl]methanone;

1-(2-Chlorophenyl)-8-(1,1-difluoroethoxy)-4-methyl[1,2,4]triazolo[4,3-a]quinoxaline;

1-(5-Butoxy-2-chlorophenyl)-4-methyl-8-(4-methylpiperazin-1-yl)[1,2,4]triazolo[4,3-a]quinoxaline;

1-(2-Chlorophenyl)-4-methyl[1,2,4]triazolo[4,3-a]quinoxalin-8-amine;

N-[1-(2-Chlorophenyl)-4-methyl[1,2,4]triazolo[4,3-a]quinoxalin-8-yl]propanamide;

(4-Methyl-1-phenyl[1,2,4]triazolo[4,3-a]quinoxalin-8-yl)methanol;

1-(2-Chlorophenyl)-4-methyl-8-(pyridin-4-yloxy)[1,2,4]triazolo[4,3-a]quinoxaline;

1-(2-Chlorophenyl)-N-[(4-fluoropyridin-2-yl)methyl]-4-methyl[1,2,4]triazolo[4,3-a]quinoxaline-8-carboxamide;

1-(2-Chlorophenyl)-N-[(6-fluoropyridin-2-yl)methyl]-4-methyl[1,2,4]triazolo[4,3-a]quinoxaline-8-carboxamide;

1-(2,6-Dichlorophenyl)-N-ethyl-4-methyl[1,2,4]triazolo[4,3-a]quinoxaline-8-carboxamide;

N-Benzyl-1-(2-chlorophenyl)-4-methyl[1,2,4]triazolo[4,3-a]quinoxaline-8-carboxamide;

1-(2-Chlorophenyl)-4-methyl-N-(pyridin-2-ylmethyl)[1,2,4]triazolo[4,3-a]quinoxaline-8-carboxamide;

1-(2-Chlorophenyl)-4-methyl-N-(2-morpholin-4-ylethyl)[1,2,4]triazolo[4,3-a]quinoxaline-8-carboxamide;

1-(2-Chlorophenyl)-N-(2-methoxyethyl)-4-methyl[1,2,4]triazolo[4,3-a]quinoxaline-8-carboxamide;

1-(2-Chlorophenyl)-4-methyl-N-(2-phenylethyl)[1,2,4]triazolo[4,3-a]quinoxaline-8-carboxamide;

1-(2-Chloro-5-fluorophenyl)-4-methyl-N-(pyridin-2-ylmethyl)[1,2,4]triazolo[4,3-a]quinoxaline-8-carboxamide;

1-(2-Chlorophenyl)-N-(2-fluoroethyl)-4-methyl[1,2,4]triazolo[4,3-a]quinoxaline-8-carboxamide;

1-(2-Chlorophenyl)-N-[2-(diethylamino)ethyl]-4-methyl[1,2,4]triazolo[4,3-a]quinoxaline-8-carboxamide;

1-(2-Chlorophenyl)-N-(2-hydroxyethyl)-4-methyl[1,2,4]triazolo[4,3-a]quinoxaline-8-carboxamide;

1-(2-Chloro-5-methoxyphenyl)-4-methyl-N-(pyridin-2-ylmethyl)[1,2,4]triazolo[4,3-a]quinoxaline-8-carboxamide;

1-(2-Chloro-5-methylphenyl)-4-methyl-N-(pyridin-2-ylmethyl)[1,2,4]triazolo[4,3-a]quinoxaline-8-carboxamide;

1-(2-Chlorophenyl)-4-methyl-N-(2-piperidin-1-ylethyl)[1,2,4]triazolo[4,3-a]quinoxaline-8-carboxamide;

1-(2-Chlorophenyl)-N,4-dimethyl[1,2,4]triazolo[4,3-a]quinoxaline-8-carboxamide;

1-(2-Chlorophenyl)-4-methyl-N-(1-methylpiperidin-4-yl)[1,2,4]triazolo[4,3-a]quinoxaline-8-carboxamide;

1-(2-Chlorophenyl)-4-methyl-N-(2-pyrrolidin-1-ylethyl)[1,2,4]triazolo[4,3-a]quinoxaline-8-carboxamide;

1-(2-Chlorophenyl)-4-methyl-N-(3,4,5-trimethoxyphenyl)[1,2,4]triazolo[4,3-a]quinoxaline-8-carboxamide;

N-{[1-(2-Chlorophenyl)-4-methyl[1,2,4]triazolo[4,3-a]quinoxalin-8-yl]methyl}pyridin-3-amine;

N-Ethyl-1-(2-fluorophenyl)-4-methyl[1,2,4]triazolo[4,3-a]quinoxaline-8-carboxamide;

4-Methyl-1-phenyl-N-(pyridin-2-ylmethyl)[1,2,4]triazolo[4,3-a]quinoxaline-8-carboxamide;

1-(2-Methoxyphenyl)-4-methyl-N-(pyridin-2-ylmethyl)[1,2,4]triazolo[4,3-a]quinoxaline-8-carboxamide;

4-Methyl-1-phenyl-N-(2-phenylethyl)[1,2,4]triazolo[4,3-a]quinoxaline-8-carboxamide;

(4-{[1-(2-Chlorophenyl)-4-methyl[1,2,4]triazolo[4,3-a]quinoxalin-8-yl]methyl}morpholin-2-yl)methanol;

4-Methyl-1-phenyl-N-(pyridin-3-ylmethyl)[1,2,4]triazolo[4,3-a]quinoxaline-8-carboxamide;

1-{[1-(2-Chlorophenyl)-4-methyl[1,2,4]triazolo[4,3-a]quinoxalin-8-yl]methyl}pyrrolidin-3-ol;

1-[2-Chloro-5-(1-methylethoxy)phenyl]-4-methyl-8-(morpholin-4-ylmethyl)[1,2,4]triazolo[4,3-a]quinoxaline or a hydrochloride salt thereof;

1-(2-Chlorophenyl)-8-{[2-(fluoromethyl)morpholin-4-yl]methyl}-4-methyl[1,2,4]triazolo[4,3-a]quinoxaline;

1-(2-Chlorophenyl)-4-methyl-N-(2-pyridin-2-ylethyl)[1,2,4]triazolo[4,3-a]quinoxalin-8-amine;

1-(2-Chlorophenyl)-8-[(4-fluoropiperidin-1-yl)methyl]-4-methyl[1,2,4]triazolo[4,3-a]quinoxaline;

1-{[1-(2-Chlorophenyl)-4-methyl[1,2,4]triazolo[4,3-a]quinoxalin-8-yl]methyl}piperidin-3-ol;

2-(4-{[1-(2-Chlorophenyl)-4-methyl[1,2,4]triazolo[4,3-a]quinoxalin-8-yl]methyl}morpholin-2-yl)ethanol;

1-[1-(2-Chlorophenyl)-4-methyl[1,2,4]triazolo[4,3-a]quinoxalin-8-yl]-N-ethyl-2,2,2-trifluoroethanamine;

N-Ethyl-4-methyl-1-phenyl[1,2,4]triazolo[4,3-a]quinoxaline-8-carboxamide;

1-(2-Chlorophenyl)-4-methyl-N-(3,4,5-trimethoxybenzyl)[1,2,4]triazolo[4,3-a]quinoxaline-8-carboxamide;

1-(2-Chlorophenyl)-N-(2-methoxyethyl)-4-methyl[1,2,4]triazolo[4,3-a]quinoxalin-8-amine;

N-Ethyl-4-methyl-1-(2-methylpyridin-3-yl)[1,2,4]triazolo[4,3-a]quinoxaline-8-carboxamide;

8-Bromo-1-(2-chloro-5-methoxyphenyl)-4-methyl[1,2,4]triazolo[4,3-a]quinoxaline;

1-(2-Chloro-5-ethoxyphenyl)-4-methyl-8-(morpholin-4-ylmethyl)[1,2,4]triazolo[4,3-a]quinoxaline or a hydrochloride salt thereof;

1-(2-Chlorophenyl)-4-methyl-N-(2-morpholin-4-ylethyl)[1,2,4]triazolo[4,3-a]quinoxalin-8-amine;

1-(2-Chloro-5-propoxyphenyl)-4-methyl-8-(morpholin-4-

ylmethyl)[1,2,4]triazolo[4,3-a]quinoxaline or a hydrochloride salt thereof;
1-(2-Chlorophenyl)-4-methyl-8-[(4-methylpiperazin-1-yl)methyl][1,2,4]triazolo[4,3-a]quinoxaline;
1-(2-Chloro-4-methoxyphenyl)-4-methyl-N-(pyridin-2-ylmethyl)[1,2,4]triazolo[4,3-a]quinoxaline-8-carboxamide;
1-(2-Chlorophenyl)-8-{{2-(methoxymethyl)morpholin-4-yl}methyl}-4-methyl[1,2,4]triazolo[4,3-a]quinoxaline or a hydrochloride salt thereof;
N-{{1-(2-Chlorophenyl)-4-methyl[1,2,4]triazolo[4,3-a]quinoxalin-8-yl}methyl}tetrahydro-2H-pyran-4-amine;
4-Methyl-1-phenyl-N-(3-phenylpropyl)[1,2,4]triazolo[4,3-a]quinoxaline-8-carboxamide;
N-Ethyl-1-(2-methoxyphenyl)-4-methyl[1,2,4]triazolo[4,3-a]quinoxaline-8-carboxamide;
1-(5-Butoxy-2-chlorophenyl)-4-methyl-8-(pyrrolidin-1-ylmethyl)[1,2,4]triazolo[4,3-a]quinoxaline or a hydrochloride salt thereof;
N-Ethyl-1-(5-methoxypyridin-3-yl)-4-methyl[1,2,4]triazolo[4,3-a]quinoxaline-8-carboxamide;
1-{{1-(2-Chlorophenyl)-4-methyl[1,2,4]triazolo[4,3-a]quinoxalin-8-yl}methyl}piperidin-4-ol;
1-(2-Chloro-4-fluorophenyl)-4-methyl-8-(morpholin-4-ylmethyl)[1,2,4]triazolo[4,3-a]quinoxaline;
4-Methyl-1-phenyl-N-(pyridin-4-ylmethyl)[1,2,4]triazolo[4,3-a]quinoxaline-8-carboxamide;
1-(2-Chloro-5-methoxyphenyl)-4-methyl-8-(morpholin-4-ylmethyl)[1,2,4]triazolo[4,3-a]quinoxaline;
8-Bromo-1-(2-chloro-5-ethoxyphenyl)-4-methyl[1,2,4]triazolo[4,3-a]quinoxaline;
1-(2-Chlorophenyl)-8-[(3-methoxypiperidin-1-yl)methyl]-4-methyl[1,2,4]triazolo[4,3-a]quinoxaline;
1-(2-Chlorophenyl)-N,N,4-trimethyl[1,2,4]triazolo[4,3-a]quinoxalin-8-amine;
1-[1-(5-Butoxy-2-chlorophenyl)-4-methyl[1,2,4]triazolo[4,3-a]quinoxalin-8-yl]-N,N-dimethylmethanamine;
1-(2-Chlorophenyl)-8-{{2-(2-fluoroethyl)morpholin-4-yl}methyl}-4-methyl[1,2,4]triazolo[4,3-a]quinoxaline;
trans-4-({[1-(2-Chlorophenyl)-4-methyl[1,2,4]triazolo[4,3-a]quinoxalin-8-yl]methyl}amino)cyclohexanol;
1-(5-Methoxypyridin-3-yl)-4-methyl-8-(morpholin-4-ylmethyl)[1,2,4]triazolo[4,3-a]quinoxaline;

8-Bromo-1-(2-chloro-5-propoxyphenyl)-4-methyl[1,2,4]triazolo[4,3-a]quinoxaline;
1-(2-Chlorophenyl)-8-[(4-methoxypiperidin-1-yl)methyl]-4-methyl[1,2,4]triazolo[4,3-a]quinoxaline;
1-(2-Chlorophenyl)-8-{{3-(methoxymethyl)pyrrolidin-1-yl}methyl}-4-methyl[1,2,4]triazolo[4,3-a]quinoxaline;
8-Bromo-1-(5-butoxy-2-fluorophenyl)-4-methyl[1,2,4]triazolo[4,3-a]quinoxaline;
1-(2-Chlorophenyl)-4-methyl[1,2,4]triazolo[4,3-a]quinoxaline;
1-(2-Chloro-5-methoxyphenyl)-8-[(4-fluoropiperidin-1-yl)methyl]-4-methyl[1,2,4]triazolo[4,3-a]quinoxaline;
4-Methyl-8-(phenoxymethyl)-1-phenyl[1,2,4]triazolo[4,3-a]quinoxaline;
N-Benzyl-1-[1-(2-chlorophenyl)-4-methyl[1,2,4]triazolo[4,3-a]quinoxalin-8-yl]methanamine;
8-Bromo-1-[2-chloro-5-(1-methylethoxy)phenyl]-4-methyl[1,2,4]triazolo[4,3-a]quinoxaline;
N-{{1-(5-Butoxy-2-chlorophenyl)-4-methyl[1,2,4]triazolo[4,3-a]quinoxalin-8-yl}methyl} ethanamine;
1-(2-Chloro-5-ethoxyphenyl)-4-methyl-8-(4-methylpiperazin-1-yl)[1,2,4]triazolo[4,3-a]quinoxaline;
N-{{1-(2-Chloro-5-ethoxyphenyl)-4-methyl[1,2,4]triazolo[4,3-a]quinoxalin-8-yl}methyl} pyridin-3-amine or a hydrochloride salt thereof;
N-Benzyl-N,4-dimethyl-1-phenyl[1,2,4]triazolo[4,3-a]quinoxaline-8-carboxamide;
1-{{1-(5-Butoxy-2-chlorophenyl)-4-methyl[1,2,4]triazolo[4,3-a]quinoxalin-8-yl}methyl} piperidin-4-ol;
1-(2-Chlorophenyl)-8-{{2-(2-methoxyethyl)morpholin-4-yl}methyl}-4-methyl[1,2,4]triazolo[4,3-a]quinoxaline;
1-[1-(2-Chlorophenyl)-4-methyl[1,2,4]triazolo[4,3-a]quinoxalin-8-yl]-N,N-dimethylmethanamine;
1-(2,4-Dichlorophenyl)-4-methyl-N-(pyridin-2-ylmethyl)[1,2,4]triazolo[4,3-a]quinoxaline-8-carboxamide;
N-Ethyl-4-methyl-1-(4-methylpyridin-3-yl)[1,2,4]triazolo[4,3-a]quinoxaline-8-carboxamide;
(1-{{1-(2-Chlorophenyl)-4-methyl[1,2,4]triazolo[4,3-a]quinoxalin-8-yl}methyl} piperidin-3-yl)methanol;
N-{{1-(2-Chloro-5-propoxyphenyl)-4-methyl[1,2,4]triazolo[4,3-a]quinoxalin-8-yl}methyl} ethanamine;
1-[1-(2-Chloro-5-propoxyphenyl)-4-methyl[1,2,4]triazolo[4,3-a]quinoxalin-8-yl]-N,N-dimethylmethanamine or a hydrochloride salt thereof;

1-(2-Chlorophenyl)-4-methyl-8-(2-morpholin-4-ylethoxy)[1,2,4]triazolo[4,3-a]quinoxaline;

1-(2-Chlorophenyl)-8- {[2-fluoro-2-(trifluoromethyl)morpholin-4-yl]methyl}-4-methyl[1,2,4]triazolo[4,3-a]quinoxaline;

1-[2-Chloro-5-(1-methylethoxy)phenyl]-4-methyl-8-(4-methylpiperazin-1-yl)[1,2,4]triazolo[4,3-a]quinoxaline;

1-(2-Chloro-5-propoxyphenyl)-4-methyl-8-(2-pyridin-3-ylethoxy)[1,2,4]triazolo[4,3-a]quinoxaline;

1-(2-Chloro-5-propoxyphenyl)-4-methyl-8-(4-methylpiperazin-1-yl)[1,2,4]triazolo[4,3-a]quinoxaline;

4-Methyl-1-(2-methylpyridin-3-yl)-8-(morpholin-4-ylmethyl)[1,2,4]triazolo[4,3-a]quinoxaline;

4-Methyl-8-(morpholin-4-ylmethyl)-1-(5-propoxypyridin-3-yl)[1,2,4]triazolo[4,3-a]quinoxaline or a hydrochloride salt thereof;

1-(5-Butoxy-2-fluorophenyl)-4-methyl[1,2,4]triazolo[4,3-a]quinoxaline-8-carbonitrile;

1-(2-Chloro-5-ethoxyphenyl)-4-methyl-8-(2-pyridin-3-ylethoxy)[1,2,4]triazolo[4,3-a]quinoxaline;

2-Phenylethyl 4-methyl-1-phenyl[1,2,4]triazolo[4,3-a]quinoxaline-8-carboxylate;

N-Ethyl-1-(2-methoxypyridin-3-yl)-4-methyl[1,2,4]triazolo[4,3-a]quinoxaline-8-carboxamide;

8-Bromo-1-(5-methoxypyridin-3-yl)-4-methyl[1,2,4]triazolo[4,3-a]quinoxaline;

8-Bromo-1-[5-(cyclopropylmethoxy)pyridin-3-yl]-4-methyl[1,2,4]triazolo[4,3-a]quinoxaline;

N- {[1-(5-Butoxy-2-chlorophenyl)-4-methyl[1,2,4]triazolo[4,3-a]quinoxalin-8-yl]methyl} cyclobutanamine;

N-Ethyl-4-methyl-1-pyridin-4-yl[1,2,4]triazolo[4,3-a]quinoxaline-8-carboxamide;

1- {[1-(2-Chloro-5-ethoxyphenyl)-4-methyl[1,2,4]triazolo[4,3-a]quinoxalin-8-yl]methyl} piperidin-4-ol;

1- {[1-(2-Chloro-5-propoxyphenyl)-4-methyl[1,2,4]triazolo[4,3-a]quinoxalin-8-yl]methyl} piperidin-4-ol;

1-(5-Butoxy-2-chlorophenyl)-4-methyl-8-(2-pyridin-3-ylethoxy)[1,2,4]triazolo[4,3-a]quinoxaline;

8-Bromo-4-methyl-1-(2-methylpyridin-3-yl)[1,2,4]triazolo[4,3-a]quinoxaline;

1-(5-Butoxy-2-chlorophenyl)-8-[(4-fluoropiperidin-1-yl)methyl]-4-methyl[1,2,4]triazolo[4,3-a]quinoxaline;

N-({1-[2-Chloro-5-(1-methylethoxy)phenyl]-4-methyl[1,2,4]triazolo[4,3-

a]quinoxalin-8-yl)methyl]pyridin-3-amine or a hydrochloride salt thereof;
1-[2-Chloro-5-(1-methylethoxy)phenyl]-8-[(4-fluoropiperidin-1-yl)methyl]-4-methyl[1,2,4]triazolo[4,3-a]quinoxaline or a hydrochloride salt thereof;
1-(2-Chloro-5-propoxyphenyl)-8-[(4-fluoropiperidin-1-yl)methyl]-4-methyl[1,2,4]triazolo[4,3-a]quinoxaline;
1-({1-[2-Chloro-5-(1-methylethoxy)phenyl]-4-methyl[1,2,4]triazolo[4,3-a]quinoxalin-8-yl)methyl]piperidin-4-ol;
1-(2-Chloro-5-propoxyphenyl)-4-methyl-8-[(4-methylpiperazin-1-yl)methyl][1,2,4]triazolo[4,3-a]quinoxaline;
N-{{1-[2-Chloro-5-propoxyphenyl]-4-methyl[1,2,4]triazolo[4,3-a]quinoxalin-8-yl)methyl}pyridin-3-amine or a hydrochloride salt thereof;
1-(2-Chlorophenyl)-4-methyl-7-(2-pyridin-2-ylethoxy)[1,2,4]triazolo[4,3-a]quinoxaline;
1-(2-Chloro-5-ethoxyphenyl)-8-[(4-fluoropiperidin-1-yl)methyl]-4-methyl[1,2,4]triazolo[4,3-a]quinoxaline or a hydrochloride salt thereof;
1-{1-[2-Chloro-5-(1-methylethoxy)phenyl]-4-methyl[1,2,4]triazolo[4,3-a]quinoxalin-8-yl}-N,N-dimethylmethanamine;
1-[1-(2-Chloro-5-ethoxyphenyl)-4-methyl[1,2,4]triazolo[4,3-a]quinoxalin-8-yl]-N,N-dimethylmethanamine;
N-Ethyl-4-methyl-1-pyridin-3-yl[1,2,4]triazolo[4,3-a]quinoxaline-8-carboxamide;
[1-(2-Chlorophenyl)-4-methyl[1,2,4]triazolo[4,3-a]quinoxalin-8-yl](cyclopropyl)methanone;
1-(2-Chloro-5-ethoxyphenyl)-4-methyl-8-[(4-methylpiperazin-1-yl)methyl][1,2,4]triazolo[4,3-a]quinoxaline or a hydrochloride salt thereof;
1-[2-Chloro-5-(1-methylethoxy)phenyl]-4-methyl-8-(2-pyridin-3-ylethoxy)[1,2,4]triazolo[4,3-a]quinoxaline;
1-(2-Chlorophenyl)-4-methyl-N-(1-methylpiperidin-4-yl)[1,2,4]triazolo[4,3-a]quinoxalin-8-amine;
N-({1-[2-Chloro-5-(1-methylethoxy)phenyl]-4-methyl[1,2,4]triazolo[4,3-a]quinoxalin-8-yl)methyl}ethanamine or a hydrochloride salt thereof;
N-{{1-[5-Butoxy-2-chlorophenyl]-4-methyl[1,2,4]triazolo[4,3-a]quinoxalin-8-yl)methyl}propan-2-amine;
N-{{1-[5-Butoxypyridin-3-yl]-4-methyl[1,2,4]triazolo[4,3-a]quinoxalin-8-yl)methyl}ethanamine or a hydrochloride salt thereof;
N-{{1-[2-Chloro-5-ethoxyphenyl]-4-methyl[1,2,4]triazolo[4,3-a]quinoxalin-8-yl)methyl}ethanamine or a hydrochloride salt thereof;
1-[1-(5-Butoxy-2-chlorophenyl)-4-methyl[1,2,4]triazolo[4,3-a]quinoxalin-8-yl]-N-

(cyclopropylmethyl)methanamine;

N-{{1-(5-Butoxypyridin-3-yl)-4-methyl[1,2,4]triazolo[4,3-a]quinoxalin-8-yl}methyl}propan-2-amine or a hydrochloride salt thereof;

8-Bromo-4-methyl-1-(5-methylpyridin-3-yl)[1,2,4]triazolo[4,3-a]quinoxaline;

N-{{1-(5-Butoxypyridin-3-yl)-4-methyl[1,2,4]triazolo[4,3-a]quinoxalin-8-yl}methyl}cyclobutanamine or a hydrochloride salt thereof;

1-[1-(5-Butoxypyridin-3-yl)-4-methyl[1,2,4]triazolo[4,3-a]quinoxalin-8-yl]-N-(cyclopropylmethyl)methanamine or a hydrochloride salt thereof;

1-{{1-(2-Chlorophenyl)-4-methyl[1,2,4]triazolo[4,3-a]quinoxalin-8-yl}methyl}-N,N-dimethylpiperidin-4-amine;

3-Phenylpropyl 4-methyl-1-phenyl[1,2,4]triazolo[4,3-a]quinoxaline-8-carboxylate;

8-Bromo-4-methyl-1-[2-(trifluoromethoxy)phenyl][1,2,4]triazolo[4,3-a]quinoxaline;

1-(5-Butoxy-2-chlorophenyl)-4-methyl-8-[(4-methylpiperazin-1-yl)methyl][1,2,4]triazolo[4,3-a]quinoxaline or a hydrochloride salt thereof;

1-(2-Chloro-5-propoxyphenyl)-4-methyl-8-[(2S)-pyrrolidin-2-ylmethoxy][1,2,4]triazolo[4,3-a]quinoxaline or a hydrochloride salt thereof;

4-Methyl-1-(5-methylpyridin-3-yl)-8-(trifluoromethyl)[1,2,4]triazolo[4,3-a]quinoxaline;

1-(5-Methoxypyridin-3-yl)-4-methyl-8-(trifluoromethyl)[1,2,4]triazolo[4,3-a]quinoxaline;

8-Methoxy-4-methyl-1-[2-(trifluoromethoxy)phenyl][1,2,4]triazolo[4,3-a]quinoxaline;

1-(5-Methoxypyridin-3-yl)-4-methyl-8-(trifluoromethoxy)[1,2,4]triazolo[4,3-a]quinoxaline;

8-Bromo-1-(2,3-dichlorophenyl)-4-methyl[1,2,4]triazolo[4,3-a]quinoxaline;

4-Methyl-1-(2-methylpyridin-3-yl)-8-(trifluoromethyl)[1,2,4]triazolo[4,3-a]quinoxaline;

4-Methyl-1-(2-methylpyridin-3-yl)-8-(trifluoromethoxy)[1,2,4]triazolo[4,3-a]quinoxaline;

N-Ethyl-4-methyl-1-(2-methylpyridin-3-yl)[1,2,4]triazolo[4,3-a]quinoxaline-7-carboxamide;

1-[2-Chloro-5-(1-methylethoxy)phenyl]-4-methyl-8-[(4-methylpiperazin-1-yl)methyl][1,2,4]triazolo[4,3-a]quinoxaline or a hydrochloride salt thereof;

8-Bromo-1-(5-chloropyridin-3-yl)-4-methyl[1,2,4]triazolo[4,3-a]quinoxaline;

N-Ethyl-1-(5-methoxypyridin-3-yl)-4-methyl[1,2,4]triazolo[4,3-a]quinoxaline-7-carboxamide;

8-Methoxy-4-methyl-1-(4-methylpyridin-3-yl)[1,2,4]triazolo[4,3-a]quinoxaline;

4-Methyl-1-(2-methylpyridin-3-yl)[1,2,4]triazolo[4,3-a]quinoxaline;
7-Bromo-1-(5-butoxy-2-fluorophenyl)-4-methyl[1,2,4]triazolo[4,3-a]quinoxaline;
1-(5-Butoxy-2-fluorophenyl)-4-methyl[1,2,4]triazolo[4,3-a]quinoxaline-7-carbonitrile;
4-Methyl-1-(5-methylpyridin-3-yl)[1,2,4]triazolo[4,3-a]quinoxaline;
N- {[4-Methyl-1-(5-propoxy-pyridin-3-yl)[1,2,4]triazolo[4,3-a]quinoxalin-8-yl]methyl} ethanamine or a hydrochloride salt thereof;
N-Benzyl-4-methyl-1-phenyl[1,2,4]triazolo[4,3-a]quinoxaline-7-carboxamide;
N-Ethyl-1-(2-methoxy-pyridin-3-yl)-4-methyl[1,2,4]triazolo[4,3-a]quinoxaline-7-carboxamide;
N-Ethyl-4-methyl-1-pyridin-2-yl[1,2,4]triazolo[4,3-a]quinoxaline-8-carboxamide;
N-Ethyl-4-methyl-1-(6-methylpyridin-3-yl)[1,2,4]triazolo[4,3-a]quinoxaline-8-carboxamide;
1-(5-Chloropyridin-3-yl)-4-methyl[1,2,4]triazolo[4,3-a]quinoxaline;
1-(2-Chlorophenyl)-4-methyl[1,2,4]triazolo[4,3-a]quinoxaline-8-carboxylic acid;
4-Methyl-1-phenyl[1,2,4]triazolo[4,3-a]quinoxaline-8-carboxylic acid;
8-Bromo-1-(2-chloro-6-fluorophenyl)-4-methyl[1,2,4]triazolo[4,3-a]quinoxaline;
1-(2-Chloro-6-fluorophenyl)-8-ethenyl-4-methyl[1,2,4]triazolo[4,3-a]quinoxaline;
8-Bromo-1-(2,5-dichlorophenyl)-4-methyl[1,2,4]triazolo[4,3-a]quinoxaline;
8-Bromo-4-methyl-1-(4-methylpyridin-3-yl)[1,2,4]triazolo[4,3-a]quinoxaline;
8-Ethenyl-4-methyl-1-(4-methylpyridin-3-yl)[1,2,4]triazolo[4,3-a]quinoxaline;
1-(5-Butoxypyridin-3-yl)-8-ethenyl-4-methyl[1,2,4]triazolo[4,3-a]quinoxaline;
1-[5-(2-Fluoroethoxy)pyridin-3-yl]-4-methyl-8-(morpholin-4-ylmethyl)[1,2,4]triazolo[4,3-a]quinoxaline;
1-[5-(Cyclopropylmethoxy)pyridin-3-yl]-8-[(4-fluoropiperidin-1-yl)methyl]-4-methyl[1,2,4]triazolo[4,3-a]quinoxaline or a hydrochloride salt thereof;
1-[5-(Cyclopropylmethoxy)pyridin-3-yl]-4-methyl-8-(morpholin-4-ylmethyl)[1,2,4]triazolo[4,3-a]quinoxaline or a hydrochloride salt thereof;
N-({1-[5-(Cyclopropylmethoxy)pyridin-3-yl]-4-methyl[1,2,4]triazolo[4,3-a]quinoxalin-8-yl} methyl) ethanamine or a hydrochloride salt thereof;
1-[1-(5-Butoxypyridin-3-yl)-4-methyl[1,2,4]triazolo[4,3-a]quinoxalin-8-yl]-N,N-dimethylmethanamine or a hydrochloride salt thereof;
1-(5-Butoxypyridin-3-yl)-4-methyl-8-(pyrrolidin-1-ylmethyl)[1,2,4]triazolo[4,3-a]quinoxaline or a hydrochloride salt thereof;
1-[1-(5-Butoxy-2-chlorophenyl)-4-methyl[1,2,4]triazolo[4,3-a]quinoxalin-8-yl]-N-methylmethanamine or a hydrochloride salt thereof;
1-[5-(Ethoxymethyl)pyridin-3-yl]-4-methyl-8-(morpholin-4-

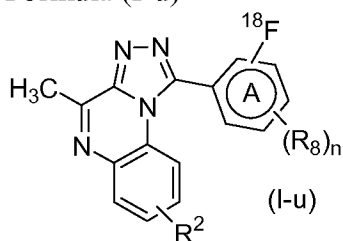
ylmethyl)[1,2,4]triazolo[4,3-a]quinoxaline or a hydrochloride salt thereof;
1-{1-[5-(Cyclopropylmethoxy)pyridin-3-yl]-4-methyl[1,2,4]triazolo[4,3-a]quinoxalin-8-yl}-N,N-dimethylmethanamine or a hydrochloride salt thereof;
1-[5-(Cyclopropylmethoxy)pyridin-3-yl]-4-methyl-8-(pyrrolidin-1-ylmethyl)[1,2,4]triazolo[4,3-a]quinoxaline or a hydrochloride salt thereof;
N-({1-[5-(Cyclopropylmethoxy)pyridin-3-yl]-4-methyl[1,2,4]triazolo[4,3-a]quinoxalin-8-yl}methyl)cyclobutanamine or a hydrochloride salt thereof;
N-({1-[5-(Cyclopropylmethoxy)pyridin-3-yl]-4-methyl[1,2,4]triazolo[4,3-a]quinoxalin-8-yl}methyl)propan-2-amine or a hydrochloride salt thereof;
N-{[4-Methyl-1-(5-propoxy)pyridin-3-yl][1,2,4]triazolo[4,3-a]quinoxalin-8-yl}methyl}cyclobutanamine or a hydrochloride salt thereof;
1-{1-[5-(Ethoxymethyl)pyridin-3-yl]-4-methyl[1,2,4]triazolo[4,3-a]quinoxalin-8-yl}-N,N-dimethylmethanamine or a hydrochloride salt thereof;
N-({1-[5-(Ethoxymethyl)pyridin-3-yl]-4-methyl[1,2,4]triazolo[4,3-a]quinoxalin-8-yl}methyl)cyclobutanamine or a hydrochloride salt thereof;
1-[1-(5-Butoxypyridin-3-yl)-4-methyl[1,2,4]triazolo[4,3-a]quinoxalin-8-yl]-N-methylmethanamine or a hydrochloride salt thereof;
1-[5-(2-Methoxyethoxy)pyridin-3-yl]-4-methyl-8-(morpholin-4-ylmethyl)[1,2,4]triazolo[4,3-a]quinoxaline;
1-(5-Butoxypyridin-3-yl)-8-[(4-fluoropiperidin-1-yl)methyl]-4-methyl[1,2,4]triazolo[4,3-a]quinoxaline or a hydrochloride salt thereof;
1-[5-(2-Methoxyethyl)pyridin-3-yl]-4-methyl-8-(morpholin-4-ylmethyl)[1,2,4]triazolo[4,3-a]quinoxaline or a hydrochloride salt thereof;
1-[5-(2-Methoxyethyl)pyridin-3-yl]-4-methyl-8-(morpholin-4-ylmethyl)[1,2,4]triazolo[4,3-a]quinoxaline or a hydrochloride salt thereof;
1-[5-(3-Fluoropropoxy)pyridin-3-yl]-4-methyl-8-(morpholin-4-ylmethyl)[1,2,4]triazolo[4,3-a]quinoxaline;
1-[5-(3-Methoxypropyl)pyridin-3-yl]-4-methyl-8-(morpholin-4-ylmethyl)[1,2,4]triazolo[4,3-a]quinoxaline or a hydrochloride salt thereof; and
1-(5-Butoxy-6-chloropyridin-3-yl)-4-methyl-8-(morpholin-4-ylmethyl)[1,2,4]triazolo[4,3-a]quinoxaline;
and the stereochemically isomeric forms thereof, the pharmaceutically acceptable salts and the solvates thereof.

In an additional embodiment of the present invention, the compound is selected from 1-(5-Butoxypyridin-3-yl)-4-methyl-8-(morpholin-4-ylmethyl)[1,2,4]triazolo[4,3-a]quinoxaline, or a hydrochloride salt thereof, or an oxalate salt thereof;

1-[2-Chloro-5-(1-methylethoxy)phenyl]-4-methyl-8-(morpholin-4-ylmethyl)[1,2,4]triazolo[4,3-a]quinoxaline or a hydrochloride salt thereof;
 1-[1-(5-Butoxy-2-chlorophenyl)-4-methyl[1,2,4]triazolo[4,3-a]quinoxalin-8-yl]-N,N-dimethylmethanamine;
 1-[5-(Cyclopropylmethoxy)pyridin-3-yl]-4-methyl-8-(morpholin-4-ylmethyl)[1,2,4]triazolo[4,3-a]quinoxaline or a hydrochloride salt thereof; and
 1-[1-(5-Butoxypyridin-3-yl)-4-methyl[1,2,4]triazolo[4,3-a]quinoxalin-8-yl]-N,N-dimethylmethanamine or a hydrochloride salt thereof;
 and the stereochemically isomeric forms thereof, the pharmaceutically acceptable salts and the solvates thereof.

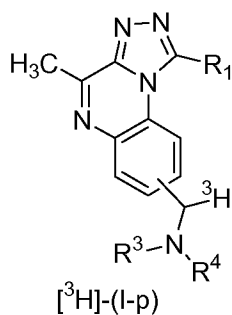
- 5 In an additional embodiment of the present invention, the compound is selected from
 1-(2-Chlorophenyl)-4-methyl-8-(2-pyridin-2-ylethoxy)[1,2,4]triazolo[4,3-a]quinoxaline;
 1-(2-Chloro-6-fluorophenyl)-4-methyl-8-(morpholin-4-ylmethyl)[1,2,4]triazolo[4,3-a]quinoxaline;
 1-(2-Chloro-4-fluorophenyl)-4-methyl-8-(morpholin-4-ylmethyl)[1,2,4]triazolo[4,3-a]quinoxaline;
 1-(2-Chlorophenyl)-8-[(4-methoxypiperidin-1-yl)methyl]-4-methyl[1,2,4]triazolo[4,3-a]quinoxaline; and
 1-(2-Chlorophenyl)-4-methyl-8-(2-morpholin-4-ylethoxy)[1,2,4]triazolo[4,3-a]quinoxaline;
 and the stereochemically isomeric forms thereof, the pharmaceutically acceptable salts and the solvates thereof.

- As already stated, the invention also relates to radiolabelled compounds of
 10 Formula (I). In a particular embodiment, the invention relates to a compound of
 Formula (I-u)



wherein ring A is phenyl or pyridinyl, R^8 is halo or trifluoromethyl, n is 0 or 1 and R^2 is as defined herein in the compounds of Formula (I);

- 15 or of Formula [^3H]-**(I-p)**

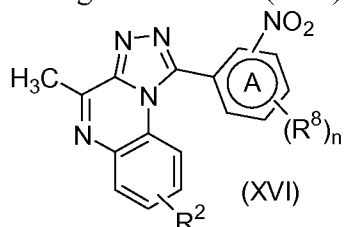


[³H]-(I-p) wherein R¹, R³ and R⁴, are as defined herein in the compounds of Formula (I);

or a pharmaceutically acceptable salt or a solvate thereof.

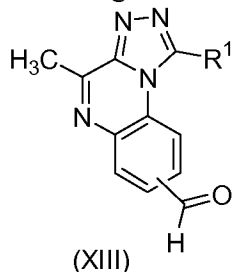
- 5 In an additional embodiment, the radiolabelled compound of Formula (I) is 1-(5-Butoxy pyridin-3-yl)-4-methyl-8-[morpholin-4-yl(³H₁)methyl][1,2,4]triazolo[4,3-*a*]quinoxaline; or 1-[2-Chloro-6-(¹⁸F)fluorophenyl]-4-methyl-8-(morpholin-4-ylmethyl)[1,2,4]triazolo[4,3-*a*]quinoxaline; or a pharmaceutically acceptable salt or a solvate thereof.

In an additional embodiment, the invention relates to an intermediate compound having the Formula (XVI)



- 10 (XVI) wherein ring A is phenyl or pyridinyl, R⁸ is halo or trifluoromethyl, n is 0 or 1 and R² is as defined herein in the compounds of Formula (I);

or having the Formula (XIII)



- 15 wherein R¹ is as defined herein in the compounds of Formula (I); which may be used for the synthesis of the compound of Formula [³H]-(I-p) or (I-u), respectively.

The compounds of Formula [³H]-(I-p) or (I-u) and compositions comprising the compounds of Formula [³H]-(I-p) or (I-u) can be used for imaging a tissue, cells or a host, in vitro or in vivo. In particular, the invention relates to a method of imaging or quantifying the PDE2 enzyme in a tissue, cells or a host in vitro or in vivo.

5 The cells and tissues are preferably central nervous system cells and tissues in which the PDE2 enzyme is abundant. As already mentioned, the PDE2 enzyme is abundant in central nervous system tissue, more in particular, in central nervous system tissue forming the brain; more in particular, PDE2 is expressed in olfactory bulb, olfactory tubercle, cortex, striatum, hippocampus, habenula, amygdala, thalamus,
10 hypothalamus and substantia nigra.

 When the method is performed in vivo, the host is a mammal. In such particular cases, the compound of Formula (I) is administered intravenously, for example, by injection with a syringe or by means of a peripheral intravenous line, such as a short catheter.

15 When the host is a human, the compound of Formula (I-u) or a sterile solution comprising a compound of Formula (I-u), may in particular be administered by intravenous administration in the arm, into any identifiable vein, in particular in the back of the hand, or in the median cubital vein at the elbow.

 Thus, in a particular embodiment, the invention relates to a method of imaging a
20 tissue or cells in a mammal, comprising the intravenous administration of a compound of Formula (I-u), as defined herein, or a composition comprising a compound of Formula (I-u) to the mammal, and imaging the tissue or cells with a positron-emission tomography imaging system.

 Thus, in a further particular embodiment, the invention relates to a method of
25 imaging a tissue or cells in a human, comprising the intravenous administration of a compound of Formula (I-u), as defined herein, or a sterile formulation comprising a compound of Formula (I-u) to the human, and imaging the tissue or cells with a positron-emission tomography imaging system.

 In a further embodiment, the invention relates to a method of imaging or
30 quantifying the PDE2 enzyme in a mammal, comprising the intravenous administration of a compound of Formula (I-u), or a composition comprising a compound of Formula (I-u) to the mammal, and imaging with a positron-emission tomography imaging system.

 In another embodiment, the invention relates to the use of a compound of
35 Formula (I-u) for imaging a tissue, cells or a host, in vitro or in vivo, or the invention relates to a compound of Formula (I-u), for use in imaging a tissue, cells or a host in vitro or in vivo, using positron-emission tomography.

DEFINITIONS

5 "Halo" shall denote fluoro, chloro and bromo; "C₁₋₆alkyl" and "C₁₋₃alkyl" as used
herein as a group or part of a group shall denote a straight or branched saturated alkyl
group having 1, 2, 3, 4, 5, or 6 carbon atoms or 1, 2 or 3 carbon atoms, respectively e.g.
methyl, ethyl, 1-propyl, 2-propyl, 1-butyl, 2-butyl, 2-methylpropyl, tert-butyl, 1-pentyl,
2-methylbutyl, pentan-2-yl, 2-methylbutan-2-yl or hexyl and the like; "C₂₋₆alkenyl" as
10 used herein as a group or part of a group refers to a linear or branched hydrocarbon
group containing from 2 to 6 carbon atoms and containing a carbon carbon double
bond; "C₁₋₆alkyloxy" and "C₁₋₃alkyloxy" shall denote an ether radical wherein C₁₋₆alkyl
and C₁₋₃alkyl are as defined before; "haloC₁₋₃alkyl" shall denote C₁₋₃alkyl as defined
before, substituted with 1 halo atom as defined before; "C₃₋₆cycloalkyl" shall denote
cyclopropyl, cyclobutyl, cyclopentyl and cyclohexyl; "C₃₋₆cycloalkanedyl" shall
15 denote a bivalent radical such as cyclopropanedyl, cyclobutanedyl, cyclopentanedyl
and cyclohexanedyl; "(C₃₋₆cycloalkyl)C₁₋₃alkyl" shall denote a C₃₋₆cycloalkyl as
defined before, bound to the rest of the molecule through a C₁₋₃alkyl radical as defined
before.

20 The term "subject" as used herein, refers to an animal, preferably a mammal,
most preferably a human, who is or has been the object of treatment, observation or
experiment.

The term "therapeutically effective amount" as used herein, means that amount
of active compound or pharmaceutical agent that elicits the biological or medicinal
response in a tissue system, animal or human that is being sought by a researcher,
25 veterinarian, medical doctor or other clinician, which includes alleviation of the
symptoms of the disease or disorder being treated.

30 As used herein, the term "composition" is intended to encompass a product
comprising the specified ingredients in the specified amounts, as well as any product
which results, directly or indirectly, from combinations of the specified ingredients in
the specified amounts.

The term "host" refers to a mammal, in particular to humans, mice, dogs and
rats.

The term "cell" refers to a cell expressing or incorporating the PDE2 enzyme.

35 It will be appreciated that some of the compounds of Formula (I) and their

pharmaceutically acceptable addition salts and solvates thereof may contain one or more centres of chirality and exist as stereoisomeric forms.

The term “compounds of the invention” as used herein, is meant to include the compounds of Formula (I), and the salts and solvates thereof.

5 As used herein, any chemical formula with bonds shown only as solid lines and not as solid wedged or hashed wedged bonds, or otherwise indicated as having a particular configuration (e.g. *R*, *S*) around one or more atoms, contemplates each possible stereoisomer, or mixture of two or more stereoisomers.

10 Hereinbefore and hereinafter, the term “compound of Formula (I)” is meant to include the stereoisomers thereof and the tautomeric forms thereof.

The terms “stereoisomers”, “stereoisomeric forms” or “stereochemically isomeric forms” hereinbefore or hereinafter are used interchangeably.

The invention includes all stereoisomers of the compounds of the invention either as a pure stereoisomer or as a mixture of two or more stereoisomers.

15 Enantiomers are stereoisomers that are non-superimposable mirror images of each other. A 1:1 mixture of a pair of enantiomers is a racemate or racemic mixture.

20 Diastereomers (or diastereoisomers) are stereoisomers that are not enantiomers, i.e. they are not related as mirror images. If a compound contains a double bond, the substituents may be in the *E* or the *Z* configuration. If a compound contains an at least disubstituted non-aromatic cyclic group, the substituents may be in the *cis* or *trans* configuration.

Therefore, the invention includes enantiomers, diastereomers, racemates, *E* isomers, *Z* isomers, *cis* isomers, *trans* isomers and mixtures thereof, whenever chemically possible.

25 The meaning of all those terms, i.e. enantiomers, diastereomers, racemates, *E* isomers, *Z* isomers, *cis* isomers, *trans* isomers and mixtures thereof are known to the skilled person.

The absolute configuration is specified according to the Cahn-Ingold-Prelog system.

30 The configuration at an asymmetric atom is specified by either *R* or *S*. Resolved stereoisomers whose absolute configuration is not known can be designated by (+) or (-) depending on the direction in which they rotate plane polarized light. For instance, resolved enantiomers whose absolute configuration is not known can be designated by (+) or (-) depending on the direction in which they rotate plane polarized light.

35 When a specific stereoisomer is identified, this means that said stereoisomer is substantially free, i.e. associated with less than 50%, preferably less than 20%, more preferably less than 10%, even more preferably less than 5%, in particular less than 2% and most preferably less than 1%, of the other stereoisomers. Thus, when a compound

of Formula (I) is for instance specified as (R), this means that the compound is substantially free of the (S) isomer; when a compound of Formula (I) is for instance specified as E, this means that the compound is substantially free of the Z isomer; when a compound of Formula (I) is for instance specified as cis, this means that the
5 compound is substantially free of the trans isomer.

Some of the compounds according to Formula (I) may also exist in their tautomeric form. Such forms in so far as they may exist, although not explicitly indicated in the above Formula (I) are intended to be included within the scope of the present invention.
10

It follows that a single compound may exist in both stereoisomeric and tautomeric form.

In addition, some of the compounds of the present invention may form solvates with water (i.e., hydrates) or common organic solvents, and such solvates are also
15 intended to be encompassed within the scope of this invention.

In the framework of this application, an element, in particular when mentioned in relation to a compound according to Formula (I), comprises all isotopes and isotopic mixtures of this element, either naturally occurring or synthetically produced, either
20 with natural abundance or in an isotopically enriched form. Radiolabelled compounds of Formula (I) may comprise a radioactive isotope selected from the group of ^3H , ^{11}C , ^{18}F , ^{122}I , ^{123}I , ^{125}I , ^{131}I , ^{75}Br , ^{76}Br , ^{77}Br and ^{82}Br . Preferably, the radioactive isotope is selected from the group of ^3H , ^{11}C and ^{18}F .

For use in medicine, the salts of the compounds of this invention refer to non-toxic "pharmaceutically acceptable salts". Other salts may, however, be useful in the preparation of compounds according to this invention or of their pharmaceutically acceptable salts. Suitable pharmaceutically acceptable salts of the compounds include acid addition salts which may, for example, be formed by mixing a solution of the compound with a solution of a pharmaceutically acceptable acid such as hydrochloric
25 acid, sulfuric acid, fumaric acid, maleic acid, succinic acid, acetic acid, benzoic acid, citric acid, tartaric acid, carbonic acid or phosphoric acid. Furthermore, where the compounds of the invention carry an acidic moiety, suitable pharmaceutically acceptable salts thereof may include alkali metal salts, e.g., sodium or potassium salts; alkaline earth metal salts, e.g., calcium or magnesium salts; and salts formed with
30 suitable organic ligands, e.g., quaternary ammonium salts.
35

Representative acids which may be used in the preparation of pharmaceutically acceptable salts include, but are not limited to, the following: acetic acid, 2,2-dichloroacetic acid, acylated amino acids, adipic acid, alginic acid, ascorbic acid, L-aspartic acid, benzenesulfonic acid, benzoic acid, 4-acetamidobenzoic acid, (+)-camphoric acid, camphorsulfonic acid, capric acid, caproic acid, caprylic acid, cinnamic acid, citric acid, cyclamic acid, ethane-1,2-disulfonic acid, ethanesulfonic acid, 2-hydroxy-ethanesulfonic acid, formic acid, fumaric acid, galactaric acid, gentisic acid, glucoheptonic acid, D-gluconic acid, D-gluconic acid, L-glutamic acid, beta-oxo-glutaric acid, glycolic acid, hippuric acid, hydrobromic acid, hydrochloric acid, (+)-L-lactic acid, (\pm)-DL-lactic acid, lactobionic acid, maleic acid, (-)-L-malic acid, malonic acid, (\pm)-DL-mandelic acid, methanesulfonic acid, naphthalene-2-sulfonic acid, naphthalene-1,5-disulfonic acid, 1-hydroxy-2-naphthoic acid, nicotinic acid, nitric acid, oleic acid, orotic acid, oxalic acid, palmitic acid, pamoic acid, phosphoric acid, L-pyroglutamic acid, salicylic acid, 4-amino-salicylic acid, sebacic acid, stearic acid, succinic acid, sulfuric acid, tannic acid, (+)-L-tartaric acid, thiocyanic acid, p-toluenesulfonic acid, trifluoromethylsulfonic acid, and undecylenic acid. Representative bases which may be used in the preparation of pharmaceutically acceptable salts include, but are not limited to, the following: ammonia, L-arginine, benethamine, benzathine, calcium hydroxide, choline, dimethylethanolamine, diethanolamine, diethylamine, 2-(diethylamino)-ethanol, ethanolamine, ethylene-diamine, *N*-methyl-glucamine, hydrabamine, 1*H*-imidazole, L-lysine, magnesium hydroxide, 4-(2-hydroxyethyl)-morpholine, piperazine, potassium hydroxide, 1-(2-hydroxyethyl)-pyrrolidine, secondary amine, sodium hydroxide, triethanolamine, tromethamine and zinc hydroxide.

The names of the compounds of the present invention were generated according to the nomenclature rules agreed upon by the International Union of Pure and Applied Chemistry (IUPAC) using Advanced Chemical Development, Inc., software (ACD/Name product version 10.01.0.14105, October 2006).

30

PREPARATION OF THE COMPOUNDS

The compounds according to the invention can generally be prepared by a succession of steps, each of which is known to the skilled person. The transformations of different functional groups present in the final compounds into other functional groups according to Formula (I) can be performed as well by synthesis methods well known to the person

35

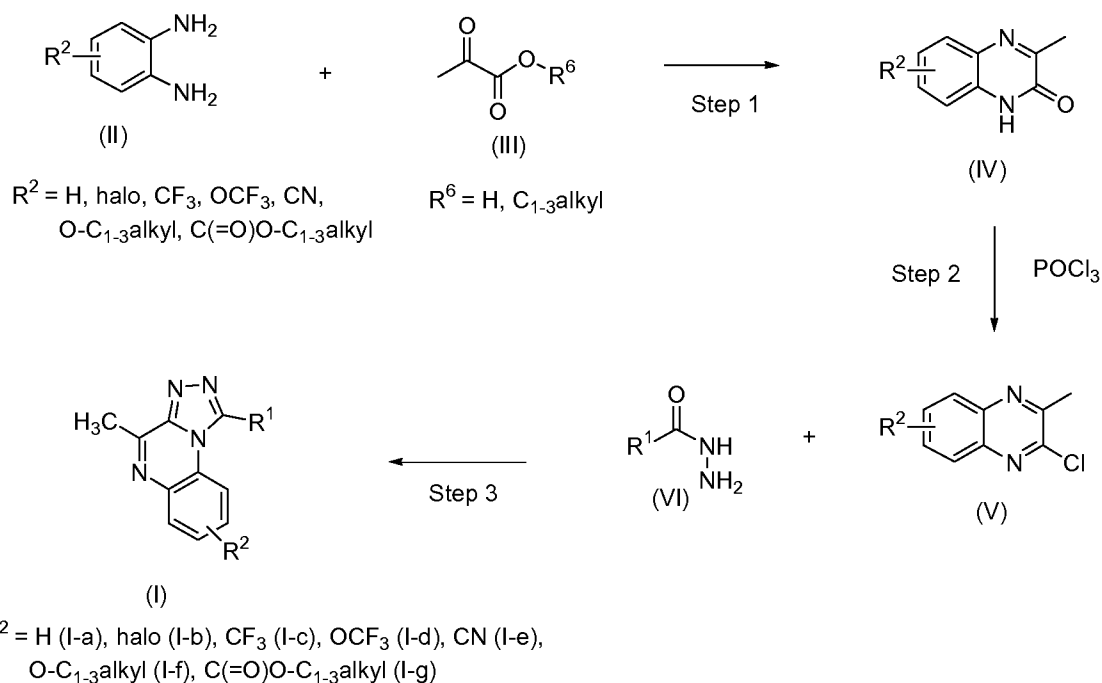
skilled in the art. In particular, the compounds can be prepared according to the following synthesis methods.

Preparation of the final compounds

- 5 Compounds of Formula (I) can be prepared by synthesis methods well known to the person skilled in the art. Compounds of the invention may be prepared, for example, by nine different general schemes:

- 10 **Scheme 1:** *Synthesis of compounds of Formula (I) when $R^2 = \text{hydrogen, halo, trifluoromethyl, trifluoromethoxy, cyano, } -L^2-O-R^5 \text{ (where } L^2 = \text{covalent bond or } C(=O)\text{); } R^5 = C_{1-3} \text{ alkyl}$*

Method A:



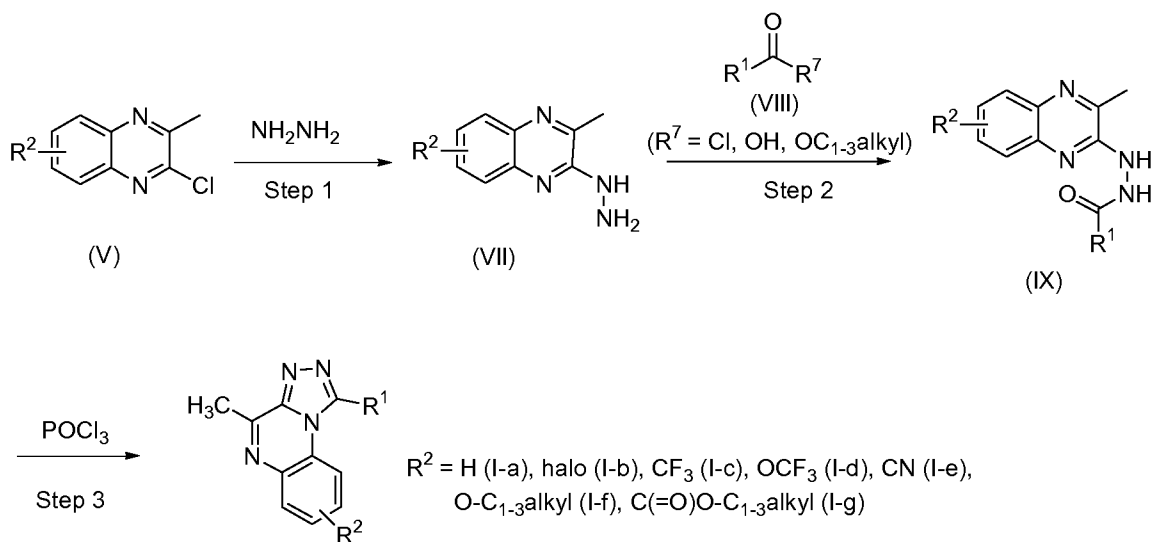
- 15 Step 1: An intermediate compound of Formula (II) can be reacted with a commercially available compound of Formula (III), wherein R^6 is C_{1-3} -alkyl such as for example methyl or ethyl in an inert solvent such as, for example, toluene stirring the reaction mixture at a suitable temperature, typically at 100-130 °C, using conventional heating
- 20 the reaction, typically 3 hours for conventional heating. When R^6 is hydrogen the reaction is performed in a mixture of acetic acid and water and the stirring is performed at room temperature overnight. This reaction usually affords a mixture of the two possible regioisomers of Formula (IV), which can be separated at this step or in one of the following steps by chromatographic methods, either by column chromatography or
- 25 HPLC. Compounds of Formula (II) are either commercially available or described in

chemical literature and can be prepared by simple standard synthetic procedures well known to the skilled person.

Step 2: Intermediate compounds of Formula (IV) can react, in presence or absence of a solvent such as for example 1,2-dichloroethane, with phosphorous oxychloride, stirring the reaction mixture at a suitable temperature, typically at 100-120 °C, using
5 conventional heating or under microwave irradiation, for the required time to achieve completion of the reaction, typically 2-4 hours for conventional heating. This reaction step affords intermediate compounds of Formula (V).

Step 3: An intermediate compound of Formula (V) can react with an intermediate
10 compound of Formula (VI) in a solvent, such as, for example, ethanol, n-butanol or tetrahydrofuran stirring the reaction mixture at a suitable temperature, typically at 100-160 °C, using conventional heating or under microwave irradiation, for the required time to achieve completion of the reaction, typically 15-20 minutes at 160° C for microwave heating, affording final compounds of Formula (I). The intermediate
15 compounds of Formula (VI) can be either commercially available or are described in chemical literature and can be prepared by simple standard synthetic procedures well known to the skilled person.

Method B:



20

Step 1: Intermediate compounds of Formula (V) can be treated with hydrazine hydrate in an inert solvent, such as methanol or ethanol, following simple standard synthetic procedures well known to the skilled person yielding intermediate compounds of Formula (VII).

25 Step 2: Intermediate compounds of Formula (VII) can react with intermediate compounds of Formula (VIII) following simple standard synthetic procedures well

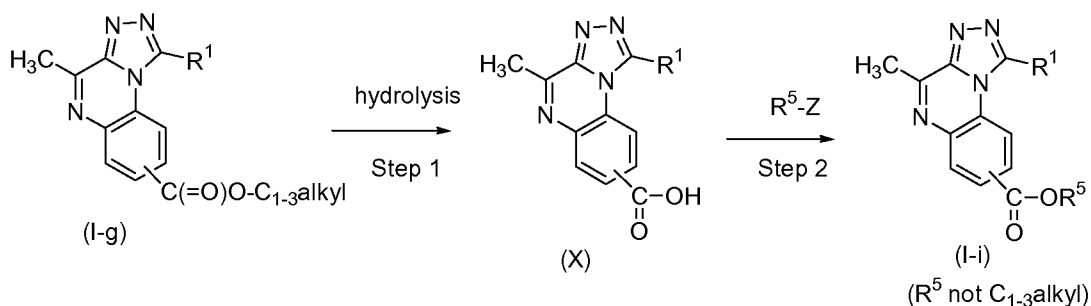
known to the skilled person to give intermediate compounds of Formula (IX).

Intermediate compounds of formula (VIII) can be either commercially available or synthesized following literature precedents.

Step 3: Intermediate compounds of Formula (IX) can react, in presence or absence of a solvent such as for example 1,2-dichloroethane, with phosphorous oxychloride, stirring the reaction mixture at a suitable temperature, typically at 80-100 °C, using conventional heating or under microwave irradiation, for the required time to achieve completion of the reaction, typically 16 hours for conventional heating. This reaction step affords compounds of Formula (I).

10

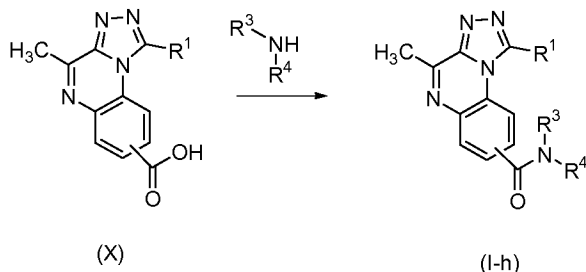
Scheme 2: *Synthesis of compounds of Formula (I) when $R^2 = -L^2-O-R^5$ (where $L^2 = C(=O)$; $R^5 \neq C_{1-3}$ alkyl)*



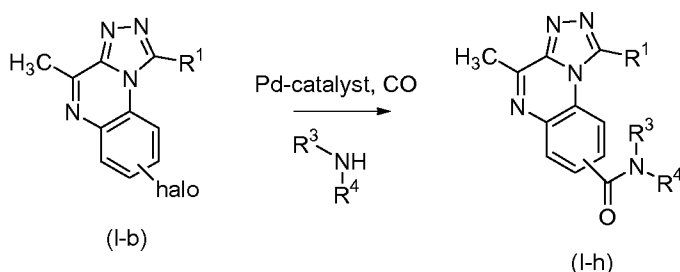
Step 1: Final compounds of Formula (I-g) may be used as starting materials for a conventional hydrolysis reaction very well known to the person skilled in the art. Thus, compounds of Formula (I-g) can react in presence of a base, such as for example sodium or potassium hydroxide, in a mixture of solvents such as, for example, tetrahydrofuran and water stirring the reaction mixture at a suitable temperature, typically room temperature, for the required time to achieve completion of the reaction, typically 18 hours. This reaction step affords intermediate compounds of Formula (X).

Step 2: Intermediate compounds of Formula (X) can react with an alkylating agent, of formula R^5-Z , wherein R^5 is selected from the group consisting of C_{1-3} alkyl; C_{1-3} alkyl substituted with pyridinyl, phenyl or morpholinyl; and pyridinyl and Z is a suitable leaving group such as halo, for example bromo or iodo, in the presence of a suitable base such as 1,8-diazabicyclo[5.4.0]undec-7-ene (DBU), in an inert solvent such as, for example, dimethylformamide, stirring the reaction mixture at a suitable temperature, typically room temperature, for the required time to achieve completion of the reaction, typically 2-3 hours. This reaction step affords final compounds of Formula (I-i).

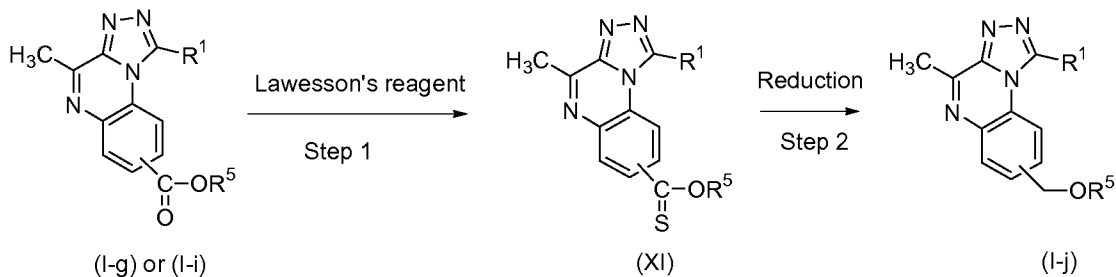
30 **Scheme 3:** *Synthesis of compounds of Formula (I) when $R^2 = -L^1-NR^3R^4$ [where $L^1 = C(=O)$]*

Method A:

Intermediate compounds of formula (X) can react with an amine of formula NHR^3R^4 , wherein R^3 and R^4 are as previously defined, in the presence of a coupling reagent, such as for example 2-(7-aza-1H-benzotriazole-1-yl)-1,1,3,3-tetramethyluronium hexafluorophosphate (HATU) and a base such as N,N-diisopropyl ethylamine, in a mixture of inert solvents such as, for example, N,N-dimethylformamide and dichloromethane, stirring the reaction mixture at a suitable temperature, typically room temperature, for the required time to achieve completion of the reaction, typically 2-3 hours. This reaction step affords final compounds of Formula (I-h).

Method B:

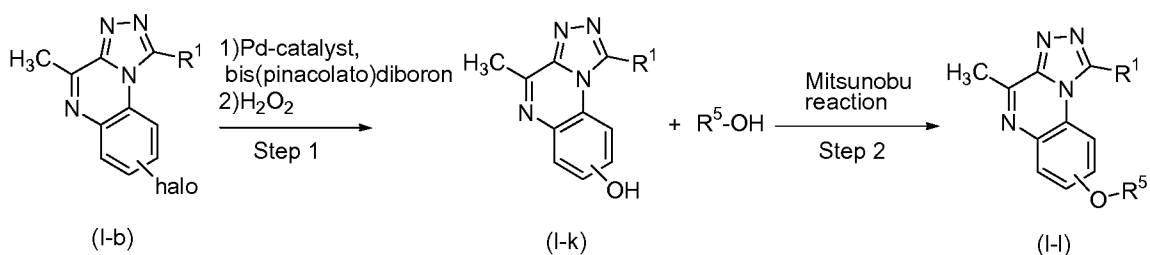
Final compounds of Formula (I-b) may react with an amine of formula NHR^3R^4 , wherein R^3 and R^4 are as previously defined, in an inert solvent, such as, for example, toluene in presence of a complexing agent, such as for example XantPhos, a palladium catalyst, such as Palladium(II) acetate, a base such as for example triethylamine, and carbon monoxide. The reaction is closed in an autoclave system and is stirred at a suitable temperature, such as 150-160° C, using conventional heating, for the required time to achieve completion of the reaction, typically 16 hours.

Scheme 4: Synthesis of compounds of Formula (I) when $R^2 = -L^2-O-R^5$ and $L^2 = CH_2$ 

Step 1: Final compounds of Formula (I-g) or (I-i) may react with the Lawesson's reagent (2,4-bis-(4-methoxyphenyl)-1,3-dithia-2,4-diphosphetane 2,4-disulfide), in an inert solvent such as, for example, toluene and stirring the reaction mixture at a suitable temperature, typically 150° C, for the required time to achieve completion of the reaction, typically 24 hours. This reaction step affords intermediate compounds of Formula (XI).

Step 2: Intermediate compounds of Formula (XI) can react in an inert solvent such as, for example, tetrahydrofuran in presence of Raney®-Nickel, stirring the reaction mixture at a suitable temperature, such as room temperature, for the required time to achieve completion of the reaction, typically 1 hour. This reaction step affords final compounds of Formula (I-j).

15 **Scheme 5:** Synthesis of compounds of Formula (I) when $R^2 = -L^2-O-R^5$ and $L^2 =$ covalent bond

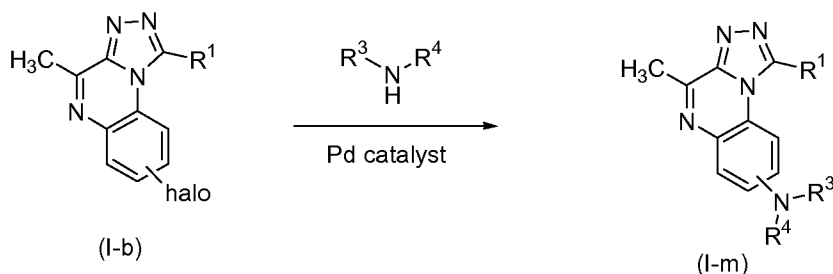


Step 1: Final compounds of Formula (I-b) may be also used as precursors for a hydroxylation reaction. Thus, a compound of Formula (I-b) can react with bis-(pinacolato) diboron in an inert solvent such as, for example, 1,4-dioxane in presence of a palladium catalyst, such as [1,1'-Bis(diphenylphosphino)ferrocene]dichloro-palladium (II), a base such as for example potassium acetate, stirring the reaction mixture at a suitable temperature, such as 110-130° C, for the required time to consume all starting material, typically 1 hour. Then to that mixture cooled down to 0° C a mixture of H₂O₂ and acetic acid can be added and the reaction can be stirred at a suitable temperature, such as room temperature, for the required time to achieve completion of the reaction, typically 45-60 minutes. This reaction step affords

compounds of Formula (I-k).

Step 2: Compounds of Formula (I-k) may be used as intermediate reagents for a conventional Mitsunobu reaction, which is well known to the person skilled in the art. Thus, a compound of Formula (I-k) can react with alcohols of formula R^5-OH , wherein R^5 is selected from the group consisting of C_{1-3} alkyl; C_{1-3} alkyl substituted with pyridinyl, phenyl or morpholinyl; and pyridinyl and in the presence of diethyl-, di-*tert*-butyl- or diisopropyl azodicarboxylate and triphenylphosphine, in an inert solvent such as for example tetrahydrofuran, stirring the reaction mixture at a suitable temperature, typically at 120 °C under microwave irradiation, for a suitable period of time to allow completion of the reaction, typically 15-20 minutes. This reaction step affords final compound of Formula (I-l).

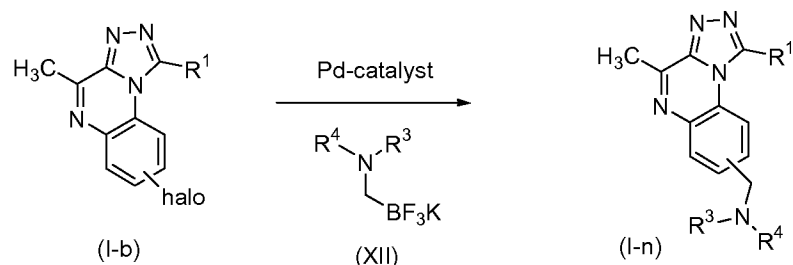
Scheme 6: *Synthesis of compounds of Formula (I) when $R^2 = -L^1 - NR^3R^4$ and $L^1 =$ covalent bond*



A compound of Formula (I-b) can react with an amine of formula NHR^3R^4 , wherein R^3 and R^4 are as previously defined, in an inert solvent, such as, for example, toluene or a mixture of 1,4-dioxane/water, in presence of a complexing agent, such as 4,5-bis-(diphenylphosphino)-9,9-dimethylxanthene (XantPhos) or 2-dichlorohexylphosphino-2',4',6'-triisopropylbiphenyl (XPhos), a palladium catalyst, such as Palladium(II) acetate or tris(dibenzylideneacetone)dipalladium(0), and a base such as for example caesium carbonate, stirring the reaction mixture at a suitable temperature, such as 110-130° C, using conventional heating or microwave irradiation, for the required time to achieve completion of the reaction, typically 10-15 minutes for microwave heating. This reaction step yields final compound of Formula (I-m).

Scheme 7: Synthesis of compounds of Formula (I) when $R^2 = -L^1 - NR^3R^4$ and $L^1 = CH_2$ or $CH(CF_3)$

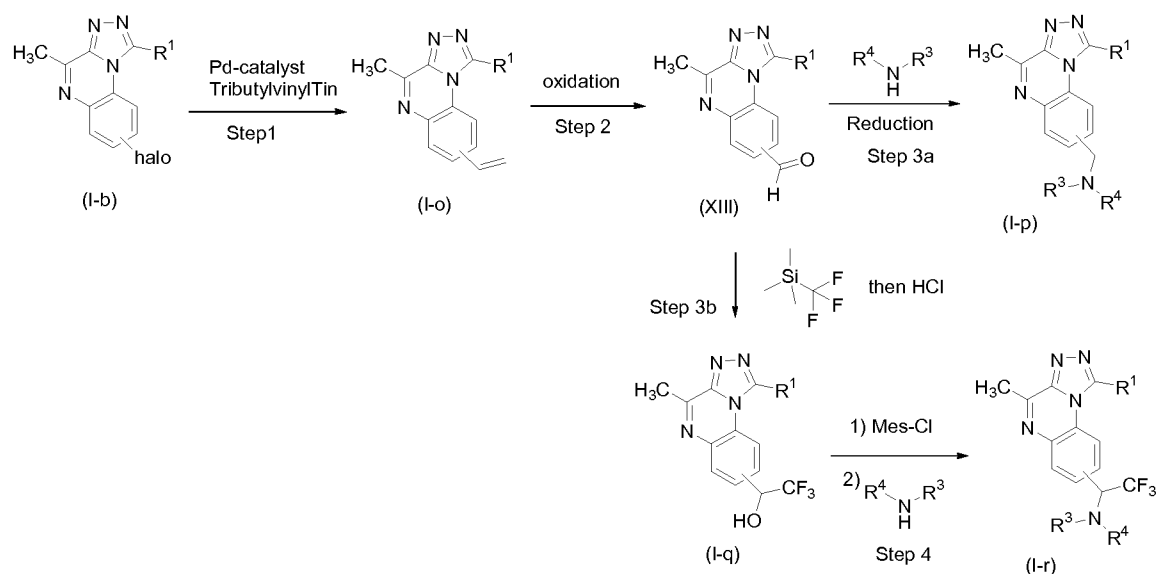
Method A:



- 5 A compound of Formula (I-b) can also react with an intermediate compound of Formula (XII) in an inert solvent or mixture of solvents, such as, for example, a mixture of tetrahydrofuran and water in presence of a complexing agent such as 2-dichlorohexylphosphino-2',4',6'-triisopropylbiphenyl (XPhos), a palladium catalyst, such as Palladium (II) acetate, and a base such as for example caesium carbonate stirring the reaction mixture at a suitable temperature, such as 110-120° C, using
- 10 conventional heating or microwave irradiation, for the required time to achieve completion of the reaction, typically 45 minutes for conventional heating. Intermediate compounds of Formula (XII) can be either commercially available or can be prepared by methods described in chemical literature well known to the skilled person.

15

Method B:



- Step 1: Final compounds of Formula (I-b) may also be used as precursors for the synthesis of final compounds of Formula (I-o), Formula (I-p), Formula (I-q) and
- 20 Formula (I-r). Thus, a compound of Formula (I-b) can react with tributylvinyl tin, in an inert solvent such as, for example, toluene in presence of a palladium catalyst, such as

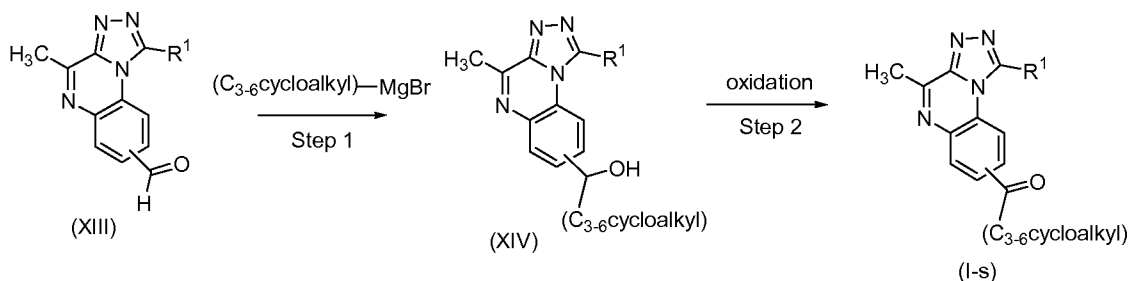
(triphenylphosphine)tetrakis Palladium(0), and a salt such as, for example, lithium chloride stirring the reaction mixture at a suitable temperature, such as 120-130° C, using conventional heating or microwave irradiation, for the required time to achieve completion of the reaction, typically 1 hour for conventional heating. This reaction step
5 affords a final compound of Formula (I-o).

Step 2: A compound of Formula (I-o) can be oxidized by standard procedures well known to the person skilled in the art, such as, for example, by ozonolysis or by reaction with a mixture of osmium tetroxide and sodium periodate yielding an intermediate compound of Formula (XIII).

10 Step 3a: An intermediate compound of Formula (XIII) can react with an amine of formula NHR^3R^4 , wherein R^3 and R^4 are as previously defined, in a conventional reductive amination reaction, which is well known to the skilled person. Thus, a compound of Formula (XIII) can react with an amine of formula NHR^3R^4 as previously defined in an inert solvent, such as for example, 1,2-dichloroethane, stirring the reaction
15 mixture at a suitable temperature, typically at 80-120 °C for 10-20 minutes under microwave irradiation, in the presence of a reducing agent, such as tributoxycyanoborohydride or sodium borohydride. After the addition of the reducing agent the reaction can be stirred either at room temperature or by microwave heating for the required time to achieve completion of the reaction, typically 20 min at 80° C for
20 microwave heating. This reaction step yields a final compound of Formula (I-p).

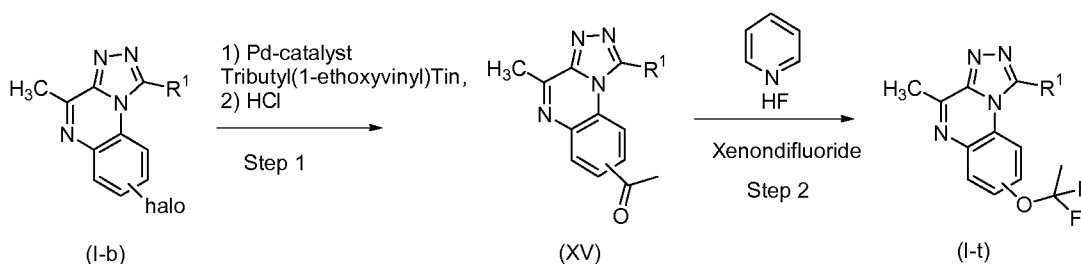
Step 3b: An intermediate compound of Formula (XIII) can also react with trimethyl(trifluoromethyl) silane in a inert solvent, such as, for example, dimethoxyethane in the presence of a catalytic amount of cesium fluoride stirring the reaction mixture at a suitable temperature, typically room temperature for the required
25 time to consume all starting material, typically 30 minutes. After that, the mixture can be treated with an acidic solution, such as for example, hydrochloric acid stirring the reaction at a suitable temperature, typically room temperature for the required time to achieve completion of the reaction, typically 15 minutes. This reaction step gives a compound of Formula (I-q).

30 Step 4: A final compound of formula (I-q) can react with methanesulfonyl chloride in an inert solvent, such as, for example, dichlorometane in the presence of a base, such as pyridine, stirring the reaction at a suitable temperature, typically room temperature for the required time to consume all starting material, typically overnight. Then, the mixture can be reacted with a primary or secondary amine stirring the reaction at a
35 suitable temperature, typically room temperature for the required time to achieve completion of the reaction, typically 4 hours. This reaction step affords a final compound of Formula (I-r).

Scheme 8: Synthesis of compounds of Formula (I) when $R^2 = (C_{3-6}\text{cycloalkyl})\text{carbonyl}$ 

Step 1: Intermediate compounds of Formula (XIII) can react with a Grignard reagent following standard synthetic procedures well known to the skilled person. Thus, a compound of Formula (XIII) can react with an appropriate Grignard Reagent in an inert solvent, such as, for example, tetrahydrofuran stirring the reaction mixture at a suitable temperature, typically at 45 °C, using conventional heating, for the required time to achieve completion of the reaction, typically 30 minutes. This reaction step affords intermediate compounds of Formula (XIV).

Step 2: Intermediate compounds of Formula (XIV) can be oxidized following reaction procedures well known to the people skilled in the art. Thus, a compound of Formula (XIV) can react with an appropriate oxidizing agent, such as, for example, Manganese dioxide in the presence of an inert solvent, such as, for example, dichloromethane stirring the reaction mixture at suitable temperature, typically room temperature for the required time to achieve completion of the reaction, usually 4 hours. This reaction step yields final compounds of Formula (I-s).

Scheme 9: Synthesis of compounds of Formula (I) when $R^2 = 1,1\text{-difluoroethoxy}$ 

Step 1: Final compounds of Formula (I-b) may also be used as precursors for the synthesis of Final compounds of Formula (I-t). Thus, a compound of Formula (I-b) can react with tributyl(1-ethoxyvinyl) tin in an inert solvent, such as, for example, toluene in the presence of a palladium catalyst, such as (triphenylphosphine)tetrakis Palladium(0), and a salt such as for example lithium chloride stirring the reaction mixture at a suitable temperature, such as at 120-130° C, using conventional heating or

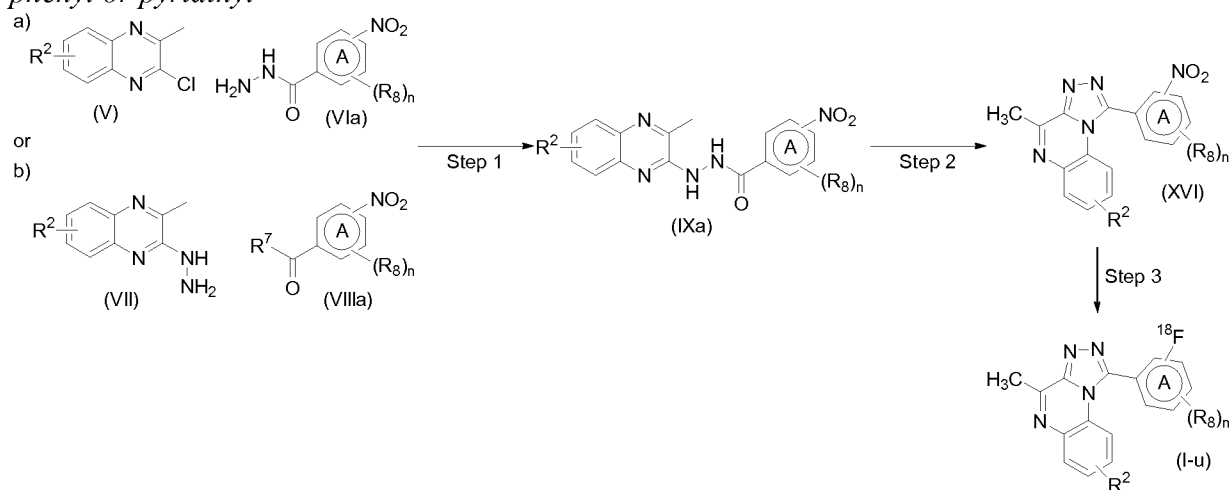
microwave irradiation, for the required time to consume all starting material, typically 20 min for microwave heating. Then an acid solution such as hydrochloric acid solution is added and the reaction mixture can be stirred at a suitable temperature, such as 80-100° C, using conventional heating or microwave irradiation, for the required time to achieve completion of the reaction, typically 10 min for microwave heating. This reaction step affords intermediate compounds of Formula (XV).

Step 2: Intermediate compounds of Formula (XV) can react with Xenon difluoride and hydrogen fluoride-pyridine complex, in an inert solvent, such as dichloromethane, stirring the reaction at a suitable temperature, such as room temperature, for the required time to achieve completion of the reaction, typically overnight. This reaction step yields final compounds of Formula (I-t).

Preparation of radiolabelled final compounds

15

Scheme 10: *Synthesis of compounds of Formula (I) where $R^1 = {}^{18}\text{F}$ -radiolabelled phenyl or pyridinyl*



20 Compounds of formula (I), wherein R^1 is a ${}^{18}\text{F}$ -radiolabelled phenyl or pyridinyl group, wherein ring A is phenyl or pyridinyl, R^8 is halo or trifluoromethyl, n is 0 or 1 and R^2 is as previously defined, hereby referred to as a compound of Formula (I-u) can be prepared by synthesis methods well known to the person skilled in the art. For example, by general scheme 10:

25 Step 1: (a) A compound of Formula (V) can be reacted with a compound of Formula (VIa) wherein ring A is phenyl or pyridinyl, R^8 is halo or trifluoromethyl, n is 0 or 1

and R^2 is as previously defined for compounds of Formula (I), according to the conditions described under Scheme 1, Method A, Step 3.

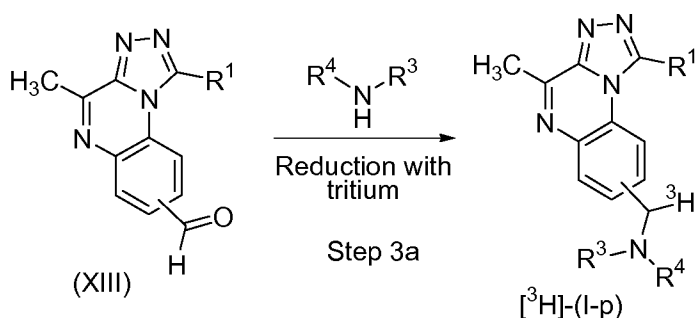
Step 1: (b) A compound of Formula (VII) can be reacted with a compound of formula (VIIIa) wherein ring A is phenyl or pyridinyl, R^8 is halo or trifluoromethyl, n is 0 or 1 and R^2 is as previously defined for compounds of Formula (I), according to the conditions described under Scheme 1, Method B, Step 2.

Step 2: Intermediate compound of Formula (IXa) can react, in presence or absence of a solvent such as for example 1,2-dichloroethane, with phosphorous oxychloride, stirring the reaction mixture at a suitable temperature, typically at 80-100 °C, using conventional heating or under microwave irradiation, for the required time to achieve completion of the reaction, typically 16 hours for conventional heating.

Step 3: Intermediate compound of Formula (XVI) can undergo a nucleophilic aromatic substitution reaction with a source of [^{18}F]fluoride ($[\text{F}^{18}\text{F}]^-$) such as for example $[\text{F}^{18}\text{F}]^-/\text{K}_2\text{CO}_3/\text{Kryptofix}^\text{®} 222$ complex, or $[\text{F}^{18}\text{F}]\text{KF}\cdot\text{K}_{222}$ (wherein Kryptofix $^\text{®} 222$ and K_{222} mean 4,7,13,16,21,24-hexaoxa-1,10-diazabicyclo[8.8.8]hexacosane; also known as K 2.2.2) in an inert solvent such as for example anhydrous DMF under appropriate reaction conditions, such as heating in a microwave, for example at 140 ° or conditions known to the skilled person (for a review, see for example P. W. Miller et al. *Angew. Chem. Int. Ed.* 2008, 47, 8998-9033).

20

Scheme 11: *Synthesis of compounds of Formula (I) where $R^2 = {}^3\text{H}$ -radiolabelled $-L^1-NR^3R^4$*



25

Tritiated compounds of Formula (I-p), referred to herein as [${}^3\text{H}$]- (I-p) may be prepared from compounds of formula (XIII) by reaction with an amine of formula NHR^3R^4 , wherein R^3 and R^4 are as previously defined, in a reductive amination reaction using tritium in the presence of a catalyst, under conditions known to the skilled person, in two steps. Thus, a compound of formula (XIII) can react in a first step with an amine

30

of formula NHR^3R^4 as previously defined in an inert solvent, such as for example, dichloromethane, optionally in the presence of a dehydrating agent such as titanium tetra(isopropoxide) stirring the reaction mixture at a suitable temperature, typically at room temperature under an inert atmosphere. After removal of the solvent the second
5 step involves the addition of another inert aprotic solvent, such as for example, tetrahydrofuran, and reacting the intermediate imine in the presence of a reducing agent, such as tritium, and in the presence of a catalyst, such as Pt on carbon. After the addition of the reducing agent the reaction can be stirred at room temperature for the required time to achieve completion of the reaction, typically 60 min at room
10 temperature. This reaction step yields a final compound of Formula $[\text{}^3\text{H}]\text{-(I-p)}$.

Some compounds according to the invention were isolated as acid addition salt forms or isolated as free base and then converted to the acid addition salt forms. In order to obtain the acid addition salt forms of the compounds according to the
15 invention, for example the HCl salt forms unless otherwise described, several procedures known to those skilled in the art can be used. In a typical procedure, for example, the free base can be dissolved in isopropanol, diisopropylether, diethyl ether and/or dichloromethane and subsequently, 1 to 2 equivalents of the appropriate acid, for example a 6N HCl solution in 2-propanol or a 2N HCl solution in diethyl ether, can
20 be added dropwise. The mixture typically is stirred for 10 min or longer after which the product can be filtered off. The HCl salt is usually dried *in vacuo*. The values of salt stoichiometry as provided hereinbefore and hereinafter, are those obtained experimentally and may vary when using different analytical methods. When the stoichiometry of the salt is unknown the expression “.x” is used; for example, a
25 hydrochloride salt for which the stoichiometry is unknown is referred to as “.x HCl”.

PHARMACOLOGY

The compounds according to the invention inhibit PDE2 enzyme activity, in particular PDE2A, and to a lesser extent they inhibit PDE10 enzyme activity, in
30 particular PDE10A, or inhibit both, PDE2 and PDE10 enzyme activity, in particular PDE2A and PDE10A enzyme activity and hence raise the levels of cAMP or cGMP within cells that express PDE2, or PDE2 and PDE10. Accordingly, inhibition of PDE2 or of PDE2 and PDE10 enzyme activity may be useful in the treatment of diseases caused by deficient amounts of cAMP or cGMP in cells. PDE2 or PDE2 and PDE10
35 inhibitors may also be of benefit in cases in which raising the amount of cAMP or cGMP above normal levels results in a therapeutic effect. Inhibitors of PDE2 or

inhibitors of PDE2 and PDE10 may be used to treat neurological and psychiatric disorders, and endocrinological or metabolic diseases.

Hence, the present invention relates to a compound of formula (I) or a pharmaceutically acceptable salt or a solvate thereof according to the present invention, for use as a medicine, as well as to the use of a compound of formula (I) or a pharmaceutically acceptable salt or a solvate thereof according to the invention or a pharmaceutical composition according to the invention for the manufacture of a medicament. The present invention also relates to a compound of formula (I) or a pharmaceutically acceptable salt or a solvate thereof according to the present invention or a pharmaceutical composition according to the invention for use in the treatment or prevention of, in particular treatment of, a condition in a mammal, including a human, the treatment or prevention of which is affected or facilitated by the inhibition of phosphodiesterase 2 enzyme or phosphodiesterase 2 and 10 enzymes. The present invention also relates to the use of a compound of formula (I) or a pharmaceutically acceptable salt or a solvate thereof according to the present invention or a pharmaceutical composition according to the invention for the manufacture of a medicament for the treatment or prevention of, in particular treatment of, a condition in a mammal, including a human, the treatment or prevention of which is affected or facilitated by the inhibition of phosphodiesterase 2 enzyme or of phosphodiesterase 2 and 10 enzymes.

The present invention also relates to a compound of formula (I) or a pharmaceutically acceptable salt or a solvate thereof according to the invention, or a pharmaceutical composition according to the invention for use in the treatment, prevention, amelioration, control or reduction of the risk of various neurological and psychiatric and metabolic disorders associated with phosphodiesterase 2 or associated with phosphodiesterases 2 and 10 dysfunction in a mammal, including a human, the treatment or prevention of which is affected or facilitated by the inhibition of phosphodiesterase 2 or by the inhibition of phosphodiesterases 2 and 10.

Also, the present invention relates to the use of a compound of formula (I) or a pharmaceutically acceptable salt or a solvate thereof according to the invention or a pharmaceutical composition according to the invention for the manufacture of a medicament for treating, preventing, ameliorating, controlling or reducing the risk of various neurological and psychiatric disorders associated with phosphodiesterase 2 or associated with phosphodiesterases 2 and 10 dysfunction in a mammal, including a human, the treatment or prevention of which is affected or facilitated by the inhibition of phosphodiesterase 2 or by the inhibition of phosphodiesterases 2 and 10.

Where the invention is said to relate to the use of a compound of formula (I) or a pharmaceutically acceptable salt or a solvate thereof or composition according to the invention for the manufacture of a medicament for e.g. the treatment of a subject, e.g. a mammal, it is understood that such use is to be interpreted in certain jurisdictions as a method of e.g. treatment of a subject, comprising administering to a subject in need of such e.g. treatment, an effective amount of a compound of formula (I) or a pharmaceutically acceptable salt or a solvate thereof or composition according to the invention.

In particular, the indications that may be treated with PDE2 inhibitors, or with PDE2 and PDE10 inhibitors, either alone or in combination with other drugs, include, but are not limited to, those diseases thought to be mediated in part by the basal ganglia, prefrontal cortex and hippocampus.

These indications include neurological and psychiatric disorders selected from psychotic disorders and conditions; anxiety disorders; movement disorders; drug abuse; mood disorders; neurodegenerative disorders; disorders or conditions comprising as a symptom a deficiency in attention and/or cognition; pain; autistic disorder or autism; and metabolic disorders.

In particular, the psychotic disorders and conditions associated with PDE2 or with PDE2 and PDE10 dysfunction include one or more of the following conditions or diseases: schizophrenia, for example of the paranoid, disorganized, catatonic, undifferentiated or residual type; schizophreniform disorder; schizoaffective disorder, such as delusional or depressive type; delusional disorder; substance-induced psychotic disorder such as psychosis induced by alcohol, amphetamine, cannabis, cocaine, hallucinogens, inhalants, opioids, or phencyclidine; personality disorders of the paranoid type; and personality disorder of the schizoid type.

In particular, the anxiety disorders include panic disorder; agoraphobia; specific phobia; social phobia; obsessive-compulsive disorder; post-traumatic stress disorder; acute stress disorder; and generalized anxiety disorder.

In particular, movement disorders include Huntington's disease and dyskinesia; Parkinson's disease; restless leg syndrome and essential tremor. Additionally, Tourette's syndrome and other tic disorders can be included.

In particular, the central nervous system disorder is a substance-related disorder selected from the group of alcohol abuse; alcohol dependence; alcohol withdrawal; alcohol withdrawal delirium; alcohol-induced psychotic disorder; amphetamine dependence; amphetamine withdrawal; cocaine dependence; cocaine withdrawal; nicotine dependence; nicotine withdrawal; opioid dependence and opioid withdrawal.

In particular, mood disorders and mood episodes include depression, mania and bipolar disorders. Preferably, the mood disorder is selected from the group of bipolar disorders (I and II); cyclothymic disorder; depression; dysthymic disorder; major depressive disorder; treatment-resistant depression; and substance-induced mood disorder.

In particular, neurodegenerative disorders include Parkinson's disease; Huntington's disease; dementia such as for example Alzheimer's disease; multi-infarct dementia; AIDS-related dementia or fronto temporal dementia. The neurodegenerative disorder or condition comprises dysfunction of striatal medium spiny neurons responses.

In particular, disorders or conditions comprising as a symptom a deficiency in attention and/or cognition include dementia, such as Alzheimer's disease; multi-infarct dementia; dementia due to Lewy body disease; alcoholic dementia or substance-induced persisting dementia; dementia associated with intracranial tumours or cerebral trauma; dementia associated with Huntington's disease; dementia associated with Parkinson's disease; AIDS-related dementia; dementia due to Pick's disease; dementia due to Creutzfeldt-Jakob disease; other diseases include delirium; amnesic disorder; post-traumatic stress disorder; stroke; progressive supranuclear palsy; mental retardation; a learning disorder; attention-deficit/hyperactivity disorder (ADHD); mild cognitive disorder; Asperger's syndrome; and age-related cognitive impairment.

In particular, pain includes acute and chronic states, severe pain, intractable pain, neuropathic pain and post-traumatic pain, cancer pain, non-cancer pain, pain disorder associated with psychological factors, pain disorder associated with a general medical condition or pain disorder associated with both psychological factors and a general medical condition.

In particular, metabolic disorders include diabetes, in particular type 1 or type 2 diabetes, and related disorders such as obesity. Additional related disorders include syndrome X, impaired glucose tolerance, impaired fasting glucose, gestational diabetes, maturity-onset diabetes of the young (MODY), latent autoimmune diabetes adult (LADA), associated diabetic dyslipidemia, hyperglycemia, hyperinsulinemia, dyslipidemia, hypertriglyceridemia, and insulin resistance.

Preferably, the psychotic disorder is selected from the group of schizophrenia, delusional disorder, schizoaffective disorder, schizophreniform disorder and substance-induced psychotic disorder.

Preferably, the central nervous system disorder is a personality disorder selected from the group of obsessive-compulsive personality disorder and schizoid, schizotypal disorder.

5 Preferably, the central nervous system disorder is a mood disorder selected from the group of bipolar disorders (I & II), cyclothymic disorder, depression, dysthymic disorder, major depressive disorder; treatment-resistant depression; and substance-induced mood disorder.

Preferably, the central nervous system disorder is attention-deficit/hyperactivity disorder.

10 Preferably, the central nervous system disorder is a cognitive disorder selected from the group of delirium, substance-induced persisting delirium, dementia, dementia due to HIV disease, dementia due to Huntington's disease, dementia due to Parkinson's disease, dementia of the Alzheimer's type, substance-induced persisting dementia and mild cognitive impairment.

15 Preferably the disorders treated by the compounds of formula (I) or a pharmaceutically acceptable salt or a solvate thereof of the present invention are selected from schizophrenia; obsessive-compulsive disorder; generalized anxiety disorder; Huntington's disease; dyskinesia; Parkinson's disease; depression; bipolar disorders; dementia such as Alzheimer's disease; attention-deficit/hyperactivity disorder; drug abuse; pain; autism; diabetes and obesity.

20 Preferably, the disorders treated by the compounds of formula (I) or a pharmaceutically acceptable salt or a solvate thereof of the present invention are schizophrenia, including positive and negative symptoms thereof, and cognitive deficits, such as impaired attention or memory.

25 Of the disorders mentioned above, the treatment of anxiety, obsessive-compulsive disorder, post-traumatic stress disorder; generalized anxiety disorder, schizophrenia, depression, attention-deficit/hyperactivity disorder, Alzheimer's disease, dementia due to Huntington's disease, dementia due to Parkinson's disease, dementia of the Alzheimer's type, substance-induced persisting dementia and mild cognitive impairment are of particular importance.

30 Of the disorders mentioned above, the treatment of anxiety, obsessive-compulsive disorder, schizophrenia, depression, attention-deficit/hyperactivity disorder, and Alzheimer's disease are of particular importance.

35 Other central nervous system disorders include schizoanxiety disorder, and comorbid depression and anxiety, in particular major depressive disorder with comorbid generalized anxiety disorder, social anxiety disorder, or panic disorder; it is understood that comorbid depression and anxiety may also be referred to by the terms

anxious depression, mixed anxiety depression, mixed anxiety-depressive disorder, or major depressive disorder with anxiety symptoms, which are used indistinctively herein.

At present, the fourth edition of the Diagnostic & Statistical Manual of Mental Disorders (DSM-IV) of the American Psychiatric Association provides a diagnostic
5 tool for the identification of the disorders described herein. The person skilled in the art will recognize that alternative nomenclatures, nosologies, and classification systems for neurological and psychiatric disorders described herein exist, and that these evolve with medical and scientific progresses.

10 Therefore, the invention also relates to a compound of formula (I) or a pharmaceutically acceptable salt or a solvate thereof according to the invention, for use in the treatment of any one of the diseases mentioned hereinbefore.

The invention also relates to a compound of formula (I) or a pharmaceutically acceptable salt or a solvate thereof according to the invention for use in treating any
15 one of the diseases mentioned hereinbefore.

The invention also relates to a compound of formula (I) or a pharmaceutically acceptable salt or a solvate thereof according to the invention, for the treatment or prevention, in particular treatment, of any one of the diseases mentioned hereinbefore.

20 The invention also relates to the use of a compound of formula (I) or a pharmaceutically acceptable salt or a solvate thereof according to the invention, for the manufacture of a medicament for the treatment or prevention of any one of the disease conditions mentioned hereinbefore.

The invention also relates to the use of a compound of formula (I) or a pharmaceutically acceptable salt or a solvate thereof according to the invention for the
25 manufacture of a medicament for the treatment of any one of the disease conditions mentioned hereinbefore.

The compounds of formula (I) or a pharmaceutically acceptable salt or a solvate thereof of the present invention can be administered to mammals, preferably humans, for the treatment or prevention of any one of the diseases mentioned hereinbefore.

30 In view of the utility of the compounds of formula (I) or a pharmaceutically acceptable salt or a solvate thereof according to the invention, there is provided a method of treating a disorder or disease mentioned hereinbefore, comprising administering to a subject in need thereof, a therapeutically effective amount of any of the compounds of formula (I) or a pharmaceutically acceptable salt or a solvate thereof
35 or pharmaceutical compositions described herein.

Said methods comprise the administration, i.e. the systemic or topical administration, preferably oral administration, of a therapeutically effective amount of a

compound of formula (I) or a pharmaceutically acceptable salt or a solvate thereof according to the invention to warm-blooded animals, including humans.

Therefore, the invention also relates to a method for the prevention and/or treatment of any one of the diseases mentioned hereinbefore comprising administering
5 a therapeutically effective amount of compound of formula (I) or a pharmaceutically acceptable salt or a solvate thereof according to the invention to a patient in need thereof.

The PDE2 inhibitors or PDE2 and 10 inhibitors described herein can be used alone, in combination or in combination with other pharmaceutical agents such as other
10 agents used in the treatment of psychoses, such as schizophrenia and bipolar disorder, obsessive-compulsive disorder, Parkinson's disease, cognitive impairment and/or memory loss, e.g. nicotinic α -7 agonists, PDE4 inhibitors, other PDE2 inhibitors, other PDE10 inhibitors, other PDE2 and 10 inhibitors, calcium channel blockers, muscarinic m1 and m2 modulators, adenosine receptor modulators, ampakines, NMDA-R
15 modulators, mGluR modulators, dopamine modulators, serotonin modulators, cannabinoid modulators, and cholinesterase inhibitors (e.g. donepezil, rivastigmine, and galantamine). In such combinations, the compounds of formula (I) or a pharmaceutically acceptable salt or a solvate thereof of the present invention may be utilized in combination with one or more other drugs in the treatment, prevention,
20 control, amelioration, or reduction of risk of diseases or conditions for which compounds of Formula (I) or the other drugs may have utility, where the combination of the drugs together are safer or more effective than either drug alone.

One skilled in the art will recognize that a therapeutically effective amount of the PDE2 inhibitors or PDE2 and 10 inhibitors of the present invention is the amount
25 sufficient to inhibit the PDE2 enzyme or both PDE2 and PDE10 enzymes and that this amount varies *inter alia*, depending on the type of disease, the concentration of the compound in the therapeutic formulation, and the condition of the patient. Generally, an amount of PDE2 inhibitor or PDE2 and 10 inhibitor to be administered as a therapeutic agent for treating diseases in which inhibition of the PDE2 enzyme is
30 beneficial or in which inhibition of both PDE2 and PDE10 enzymes is beneficial, such as the disorders described herein, will be determined on a case by case by an attending physician.

Generally, a suitable dose is one that results in a concentration of the PDE2 inhibitor or PDE2 and 10 inhibitor at the treatment site in the range of 0.5 nM to
35 200 μ M, and more usually 5 nM to 50 μ M. To obtain these treatment concentrations, a patient in need of treatment likely will be administered between 0.001 mg/kg to 15 mg/kg body weight, in particular from 0.01 mg/kg to 2.50 mg/kg body weight, in

particular, from 0.01 to 1.5 mg/kg body weight, in particular from 0.1 mg/kg to 0.50 mg/kg body weight. The amount of a compound according to the present invention, also referred to here as the active ingredient, which is required to achieve a therapeutic effect will, of course vary on case-by-case basis, vary with the particular compound, the route of administration, the age and condition of the recipient, and the particular disorder or disease being treated. A method of treatment may also include administering the active ingredient on a regimen of between one and four intakes per day. In these methods of treatment the compounds according to the invention are preferably formulated prior to admission. As described herein below, suitable pharmaceutical formulations are prepared by known procedures using well known and readily available ingredients.

APPLICATIONS OF RADIOLABELLED-COMPOUNDS ACCORDING TO THE INVENTION

The radiolabelled compounds according to the present invention find various applications for imaging tissues, cells or a host, both in vitro and in vivo. Thus, for instance, they can be used to map the differential distribution of PDE2 enzyme in subjects of different age and sex. Further, they allow one to explore for differential distribution of PDE2 enzyme in subjects afflicted by different diseases or disorders. Thus, abnormal distribution may be helpful in diagnosis, case finding, stratification of subject populations, and in monitoring disease progression in individual subjects. The radioligands (for example, compounds of Formula [3H]-(I-p) or (I-u)) may further find utility in determining PDE2 enzyme occupancy by other ligands. Since the radioligand is administered in trace amounts, no therapeutic effect may be attributed to the administration of the radioligands according to the invention.

PHARMACEUTICAL COMPOSITIONS

The present invention also provides compositions for preventing or treating diseases in which inhibition of PDE2 is beneficial or inhibition of both PDE2 and 10 is beneficial, such as neurological and psychiatric disorders, and endocrinological or metabolic diseases. Said compositions comprising a therapeutically effective amount of a compound according to formula (I) and a pharmaceutically acceptable carrier or diluent.

While it is possible for the active ingredient to be administered alone, it is preferable to present it as a pharmaceutical composition. Accordingly, the present

invention further provides a pharmaceutical composition comprising a compound according to the present invention, together with a pharmaceutically acceptable carrier or diluent. The carrier or diluent must be "acceptable" in the sense of being compatible with the other ingredients of the composition and not deleterious to the recipients thereof.

The pharmaceutical compositions of this invention may be prepared by any methods well known in the art of pharmacy. A therapeutically effective amount of the particular compound, in base form or addition salt form, as the active ingredient is combined in intimate admixture with a pharmaceutically acceptable carrier, which may take a wide variety of forms depending on the form of preparation desired for administration. These pharmaceutical compositions are desirably in unitary dosage form suitable, preferably, for systemic administration such as oral, percutaneous or parenteral administration; or topical administration such as via inhalation, a nose spray, eye drops or via a cream, gel, shampoo or the like. For example, in preparing the compositions in oral dosage form, any of the usual pharmaceutical media may be employed, such as, for example, water, glycols, oils, alcohols and the like in the case of oral liquid preparations such as suspensions, syrups, elixirs and solutions: or solid carriers such as starches, sugars, kaolin, lubricants, binders, disintegrating agents and the like in the case of powders, pills, capsules and tablets. Because of their ease in administration, tablets and capsules represent the most advantageous oral dosage unit form, in which case solid pharmaceutical carriers are obviously employed. For parenteral compositions, the carrier will usually comprise sterile water, at least in large part, though other ingredients, for example, to aid solubility, may be included. Injectable solutions, for example, may be prepared in which the carrier comprises saline solution, glucose solution or a mixture of saline and glucose solution. Injectable suspensions may also be prepared in which case appropriate liquid carriers, suspending agents and the like may be employed. In the compositions suitable for percutaneous administration, the carrier optionally comprises a penetration enhancing agent and/or a suitable wettable agent, optionally combined with suitable additives of any nature in minor proportions, which additives do not cause any significant deleterious effects on the skin. Said additives may facilitate the administration to the skin and/or may be helpful for preparing the desired compositions. These compositions may be administered in various ways, e.g., as a transdermal patch, as a spot-on or as an ointment.

It is especially advantageous to formulate the aforementioned pharmaceutical compositions in dosage unit form for ease of administration and uniformity of dosage.

Dosage unit form as used in the specification and claims herein refers to physically discrete units suitable as unitary dosages, each unit containing a predetermined quantity of active ingredient calculated to produce the desired therapeutic effect in association with the required pharmaceutical carrier. Examples of such dosage unit forms are tablets (including scored or coated tablets), capsules, pills, powder packets, wafers, injectable solutions or suspensions, teaspoonfuls, tablespoonfuls and the like, and segregated multiples thereof.

Depending on the mode of administration, the pharmaceutical composition will comprise from 0.05 to 99 % by weight, preferably from 0.1 to 70 % by weight, more preferably from 0.1 to 50 % by weight of the active ingredient, and, from 1 to 99.95 % by weight, preferably from 30 to 99.9 % by weight, more preferably from 50 to 99.9 % by weight of a pharmaceutically acceptable carrier, all percentages being based on the total weight of the composition.

The present compounds can be used for systemic administration such as oral, percutaneous or parenteral administration; or topical administration such as via inhalation, a nose spray, eye drops or via a cream, gel, shampoo or the like. The compounds are preferably orally administered.

The exact dosage and frequency of administration depends on the particular compound according to formula (I) used, the particular condition being treated, the severity of the condition being treated, the age, weight, sex, extent of disorder and general physical condition of the particular patient as well as other medication the individual may be taking, as is well known to those skilled in the art. Furthermore, it is evident that said effective daily amount may be lowered or increased depending on the response of the treated subject and/or depending on the evaluation of the physician prescribing the compounds of the instant invention.

The amount of a compound of Formula (I) that can be combined with a carrier material to produce a single dosage form will vary depending upon the disease treated, the mammalian species, and the particular mode of administration. However, as a general guide, suitable unit doses for the compounds of the present invention can, for example, preferably contain between 0.1 mg to about 1000 mg of the active compound. A preferred unit dose is between 1 mg to about 500 mg. A more preferred unit dose is between 1 mg to about 300mg. Even more preferred unit dose is between 1 mg to about 100 mg. Such unit doses can be administered more than once a day, for example, 2, 3, 4, 5 or 6 times a day, but preferably 1 or 2 times per day, so that the total dosage for a 70 kg adult is in the range of 0.001 to about 15 mg per kg weight of subject per

administration. A preferred dosage is 0.01 to about 1.5 mg per kg weight of subject per administration, and such therapy can extend for a number of weeks or months, and in some cases, years. It will be understood, however, that the specific dose level for any particular patient will depend on a variety of factors including the activity of the
5 specific compound employed; the age, body weight, general health, sex and diet of the individual being treated; the time and route of administration; the rate of excretion; other drugs that have previously been administered; and the severity of the particular disease undergoing therapy, as is well understood by those of skill in the area.

A typical dosage can be one 1 mg to about 100 mg tablet or 1 mg to about 300
10 mg taken once a day, or, multiple times per day, or one time-release capsule or tablet taken once a day and containing a proportionally higher content of active ingredient. The time-release effect can be obtained by capsule materials that dissolve at different pH values, by capsules that release slowly by osmotic pressure, or by any other known means of controlled release.

15 It can be necessary to use dosages outside these ranges in some cases as will be apparent to those skilled in the art. Further, it is noted that the clinician or treating physician will know how and when to start, interrupt, adjust, or terminate therapy in conjunction with individual patient response.

20 For the compositions, methods and kits provided above, one of skill in the art will understand that preferred compounds for use in each are those compounds that are noted as preferred above. Still further preferred compounds for the compositions, methods and kits are those compounds provided in the non-limiting Examples below.

25 **EXPERIMENTAL PART**

I. Chemistry:

As used herein, the term "LCMS" means liquid chromatography/mass spectrometry, "GCMS" means gas chromatography/mass spectrometry, "HPLC" means high-
30 performance liquid chromatography, "RP HPLC" means reverse phase high-performance liquid chromatography, "aq." means aqueous, "Boc" means tert-butoxycarbonyl, "nBuLi" means *n*-butyllithium, "BuOH" means 1-butanol, "DBU" means 2,3,4,6,7,8,9,10-octahydropyrimidol[1,2-*a*]azepine, "DCE" means 1,2-dichloroethane, "DCM" means dichloromethane, "DIPE" means diisopropyl ether, "DIPEA" means diisopropylethyl amine, "DMF" means *N,N*-dimethylformamide, "EtOH" means
35 ethanol, "EtOAc" means ethyl acetate, "Et₃N" means triethylamine, "HATU" means

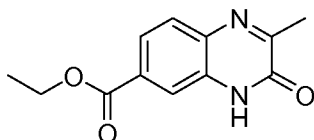
O-(7-azabenzotriazol-1-yl)-N,N,N',N'-tetramethyluronium hexafluorophosphate, "HBTU" means O-(benzotriazol-1-yl)-N,N,N',N'-tetramethyluroniumhexafluorophosphate, "Pd(AcO)₂" means palladium(II) acetate, "Pd₂(dba)₃" means tris(dibenzylideneacetone)dipalladium(0), "Pd(dppf)₂Cl₂" means 1,1'-[bis(diphenylphosphino)ferrocene]dichloro Palladium(0), "XantPhos" means 4,5-bis(diphenylphosphino)-9,9-dimethylxanthene, "Pd-C" means Palladium on carbon, "(±)BINAP" means racemic-2-2'-bis(diphenylphosphino)-1,1'-binaphthyl, "THF" means tetrahydrofuran, "min" means minutes, "h" means hours, "MeOH" means methanol, "NBS" means *N*-bromosuccinimide, "iPrOH" means 2-propanol, "r.m." means reaction mixture, "r.t." means room temperature" "R_t" means retention time (in minutes), "Tf" means trifluoromethanesulfonate, "TFA" means trifluoroacetic acid, "quant." means quantitative, "sat." means saturated, "sol." means solution, "[M+H]⁺" means the protonated mass of the free base of the compound, "[M-H]" means the deprotonated mass of the free base of the compound, "m.p." means melting point, "q.s." means quantum sufficit.

Microwave assisted reactions were performed in a single-mode reactor: Biotage InitiatorTM Sixty microwave reactor (Biotage) or in a multimode reactor: MicroSYNTH Labstation (Milestone, Inc.).

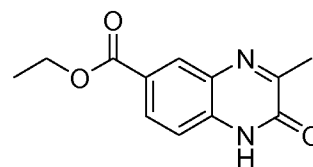
Hydrogenation reactions were performed in a continuous flow hydrogenator H-CUBE[®] from ThalesNano Nanotechnology Inc.

Thin layer chromatography (TLC) was carried out on silica gel 60 F254 plates (Merck) using reagent grade solvents. Open column chromatography was performed on silica gel, mesh 230-400 particle size and 60 Å pore size (Merck) under standard techniques. Automated flash column chromatography was performed using ready-to-connect cartridges from Merck, on irregular silica gel, particle size 15-40 μm (normal phase disposable flash columns) on an SPOT or LAFLASH system from Armen Instrument.

Several methods for preparing the compounds of this invention are illustrated in the following examples, which are intended to illustrate but not to limit the scope of the present invention. Unless otherwise noted, all starting materials were obtained from commercial suppliers and used without further purification.

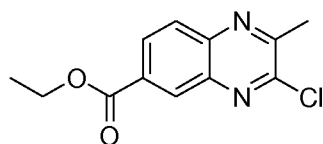
A. Synthesis of intermediates and precursors**Intermediates 1-a and 1-b ((I-1a) and (I-1b))**

(I-1a)

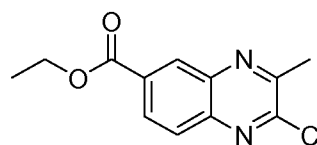


(I-1b)

- 5 Ethyl 3,4-diaminobenzoate (15 g, 83.24 mmol) was dissolved in CH₃COOH (170 mL) and H₂O (145 mL) was added. Then, pyruvic acid (6.94 mL, 99.88 mmol) was added dropwise to the solution. The mixture was stirred at r.t. for 7 h, then neutralized with NaOH in pellets (ca. 100 g) and extracted with DCM. The organic solvent was dried (Na₂SO₄), filtered, and concentrated under vacuum to give a mixture of intermediates
- 10 **I-1a** and **I-1b** around 60% pure (13.5 g) that was used as such in the next reaction step. C₁₂H₁₂N₂O₃. LCMS: Rt 1.51 (**I-1a**), 1.45 (**I-1b**), *m/z* 233 [M + H]⁺ (method 2).

Intermediates 2-a and 2-b ((I-2a) and (I-2b))

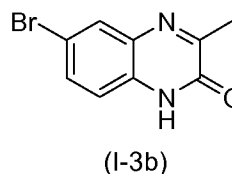
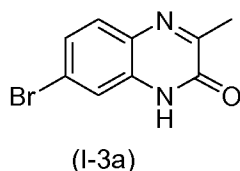
(I-2a)



(I-2b)

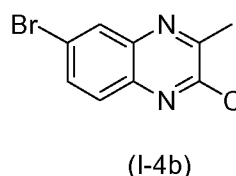
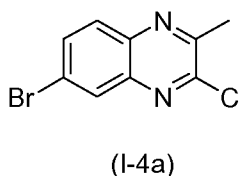
- 15 To a mixture of intermediates (**I-1a**) and (**I-1b**) (4 g, 17.22 mmol) dissolved in DCE (120 mL), POCl₃ (12.04 mL, 129.18 mmol) was added dropwise. The r.m. was heated under reflux for 4 h. The solvent was then evaporated and the crude mixture taken up in DCM and neutralized with NH₄OH. The organic phase was separated, dried (Na₂SO₄),
- 20 filtered and concentrated. The crude product was purified by chromatography (silica, DCM 100%), the desired fractions were collected and the solvent concentrated in vacuum to give a mixture of intermediates (**I-2a**) and (**I-2b**) (2.3 g, 53%). C₁₂H₁₁ClN₂O₂. LCMS: Rt 2.31 (co-elution of the two peaks), *m/z* 251 [M + H]⁺ (method 3).

25

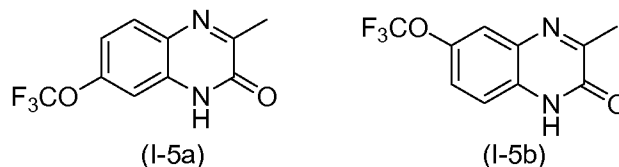
Intermediates 3-a and 3-b ((I-3a) and (I-3b))

Methyl pyruvate (8.69 mL, 96.24 mmol) was added to a solution of 4-bromo-1,2-
 5 diaminobenzene (15 g, 80 mmol) dissolved in toluene (120 mL) in a round flask,
 equipped with a Dean-Stark apparatus. Then the r.m. was heated under reflux for 3 h.
 When the reaction was finished, the solvent was removed *in vacuo* and the crude
 product was washed with diethyl ether to give a mixture of intermediates **(I-3a)** and **(I-3b)**
 10 as a pale gray solid that was used as such in the next step (16 g, 83%). C₉H₇BrN₂O,
 LCMS: Rt 1.07 (first isomer), 1.15 (second isomer), *m/z* 239 [M + H]⁺ (method 3).

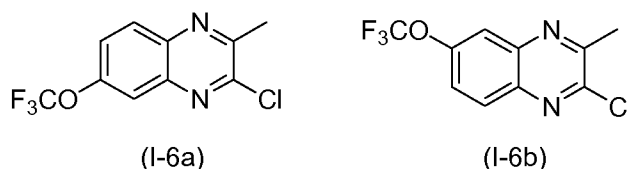
A batch of the regioisomeric mixture was separated by suspending the mixture in
 methanol and ammonium hydroxide (q.s.), warming up to reflux and cooling down to
 room temperature. The precipitate that formed was filtered, water was added to the
 15 filtrate and the precipitate that formed was also recovered by filtration. Two additional
 cycles were repeated to obtain a precipitate containing a 94:6 mixture of **I-3a:I-3b**.

Intermediates 4-a and 4-b ((I-4a) and (I-4b))

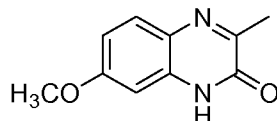
20 The mixture of intermediates **(I-3a)** and **(I-3b)** (16 g, 66.95 mmol) was dissolved in
 POCl₃ (78 mL), and the r.m. was stirred for 2 h at 120°C. The solvent was then
 evaporated and the mixture was cooled down in an ice bath and gently NH₄OH was
 added dropwise until it reached a basic pH. Once the addition was completed, the
 25 formed precipitate was filtered off, washed with H₂O and then washed several times
 with DCM. The organic solvent was dried (Na₂SO₄), filtered, and concentrated in
 vacuo. The crude product was purified by open column chromatography (silica, DCM
 in heptane 20/80 to 80/20), the desired fractions were collected and concentrated in
 vacuo to give a mixture of intermediates **(I-4a)** and **(I-4b)** as white solid (12 g, 69%).
 30 C₉H₆BrClN₂, LCMS: Rt 2.95 (co-elution of the two peaks), *m/z* 257 [M + H]⁺ (method
 11).

Intermediates 5-a and 5-b ((I-5a) and (I-5b))

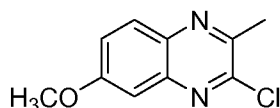
- 5 Intermediates **I-5a** and **I-5b** were synthesized following the same approach described for intermediates **3**, replacing 4-bromo-1,2-diaminobenzene for 4-trifluoromethoxy-1,2-diaminobenzene (1 g, 5.21 mmol). The reaction gave a mixture of intermediates (**I-5a**) and (**I-5b**) (1.1 g, 86.5%) that was used as such for the next reaction step.
- $C_{10}H_7F_3N_2O_2$, LCMS: Rt 2.67 (first isomer), 2.74 (second isomer), m/z 245 $[M + H]^+$
- 10 (method 8).

Intermediates 6-a and 6-b ((I-6a) and (I-6b))

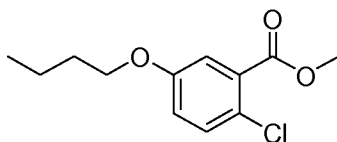
- 15 Intermediates (**I-6a**) and (**I-6b**) were synthesized following the same approach described for intermediate **4**. Starting from a mixture of intermediates (**I-5a**) and (**I-5b**) (1.1g, 4.51 mmol), intermediates (**I-6a**) and (**I-6b**) (0.9 g, 76%) were obtained.
- $C_{10}H_6ClF_3N_2O$, GCMS: 4.90 (co-elution of the two peaks), m/z 262 $[M^+]$ (method 1).

20 Intermediate 7 (I-7)

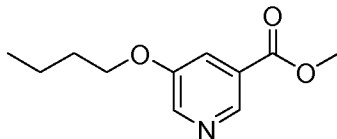
- Ethyl pyruvate (6.61 mL, 59.47 mmol) was added to a solution of 4-methoxy-1,2-diaminobenzene (1.64 g, 11.89 mmol) dissolved in EtOH (36 mL) and the r.m. was stirred at room temperature for 24 hours. The resulting precipitate was filtered off, washed with EtOH and re-crystallized from diethyl ether, yielding intermediate **I-7** (0.535 g, 23%).
- 25

Intermediate 8 (I-8)

To a mixture of intermediate (I-7) (0.535 g, 2.81 mmol) dissolved in DCE (6 mL),
5 POCl₃ (1.96 mL, 21.09 mmol) was added dropwise. The r.m. was heated under reflux
for 6 h. The solvent was then evaporated and the crude mixture taken up in DCM and
neutralized with NH₄OH. The organic phase was separated, dried (Na₂SO₄), filtered
and concentrated. The crude product was purified by chromatography (silica, DCM
100%) the desired fractions were collected and the solvent concentrated in vacuum to
10 give intermediate (I-8) (0.38 g, 65%).

Intermediate 9 (I-9)

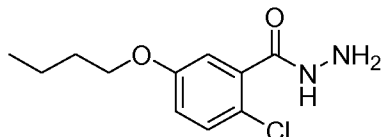
15 Sodium hydride (60% in mineral oil, 0.16 g, 4.02 mmol) was added at r.t. to a stirred
solution of methyl 2-chloro-5-hydroxybenzoate [(C.A.S. 247092-10-0), 0.5 g, 2.68
mmol] dissolved in THF (4 mL). The mixture was stirred at this temperature for 15 min
and then bromobutane (0.575 mL, 5.36 mmol) was added. The stirring was continued at
the same temperature overnight and then the r.m. was heated at 120° C for 40 min
20 under microwave irradiation. The mixture was then quenched with H₂O and extracted
with EtOAc, the organic layer was separated, dried (Na₂SO₄), filtered and concentrated
in vacuo to give intermediate I-9 (0.25 g, 38.4%) as orange oil that was used as such in
the next reaction step. C₁₂H₁₅ClO₃, GCMS: 5.78, *m/z* 242 [M⁺] (method 1).

Intermediate 10 (I-10)

To a stirred solution of 5-hydroxynicotinic acid methyl ester (0.8 g, 5.22 mmol) and di-
tert-butylazodicarboxylate (1.8 g, 7.83 mmol) in THF (6 mL), triphenylphosphine
(2.05 g, 7.83 mmol) was added portionwise at r.t.. The mixture was stirred at this
30 temperature for 5 min and then BuOH (2 mL) was added and the stirring was continued
at r.t. for 30 min. Then the solvent was evaporated and the crude compound purified by

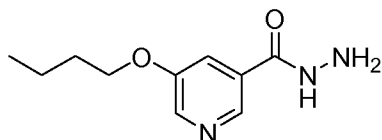
chromatography (silica, EtOAc in heptane 0/100 to 20/80) the desired fractions were collected and evaporated in vacuo to give intermediate **I-10** as colorless oil (0.55 g, 50.3%). $C_{11}H_{15}NO_3$, LCMS: Rt 2.71, m/z 210 $[M + H]^+$ (method 8).

5 Intermediate 11 (I-11)



Hydrazine hydrate (65% in H_2O , 0.118 g, 1.54 mmol) was added dropwise to a stirred solution of intermediate **I-9** (0.25 g, 1.03 mmol) in EtOH (2 mL) at r.t. and the mixture was stirred at 120° C for 20 min under microwave irradiation. Then the solvent was evaporated under vacuum to give intermediate **I-11** around 70% pure (0.32 g, 89.5%) as white solid, which was used as such in the next reaction step. $C_{11}H_{15}ClN_2O_2$, LCMS: Rt 2.34, m/z 243 $[M + H]^+$ (method 11).

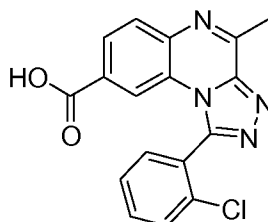
Intermediate 12 (I-12)



Hydrazine hydrate (60% in H_2O , 0.216 mL, 2.86 mmol) was added dropwise to a stirred solution of intermediate **I-10** (0.5 g, 2.39 mmol) in MeOH (4 mL) at r.t. and the mixture was stirred at this temperature for 72 h. The solvent was then evaporated in vacuo to give intermediate **I-12** as white solid (0.48 g, 96%) that was used as such in the next reaction step. $C_{10}H_{15}N_3O_2$, LCMS: Rt 1.86, m/z 210 $[M + H]^+$ (method 11).

Intermediate 13 (I-13) and final compound 184

1-(2-Chlorophenyl)-4-methyl[1,2,4]triazolo[4,3-a]quinoxaline-8-carboxylic acid (B-184)

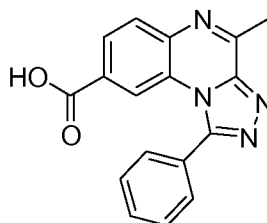


To a mixture of compound **B-1a** (0.22 g, 0.6 mmol), dissolved in THF (4 mL) a solution of LiOH (0.021 g, 0.9 mmol) in H_2O (2 mL) was added. The resulting mixture

was stirred at r.t. for 3 h. Then the organic solvent was evaporated and the aq. phase acidified to pH=4-5. The formed precipitate was collected by filtration, washed with water and dried. The mother liquors were then further extracted with DCM and since the organic extracts and the solid compound were found to be the same product they were combined together to give intermediate **I-13** (also referred to as compound **B-184**) (0.2 g, 98%) as pale yellow solid. $C_{17}H_{11}ClN_4O_2$, LCMS: Rt 0.5, m/z 339 $[M + H]^+$ (method 3).

Intermediate 14 (I-14) and final compound 185

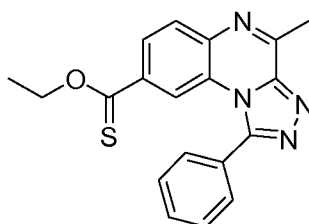
10 **4-Methyl-1-phenyl[1,2,4]triazolo[4,3-a]quinoxaline-8-carboxylic acid (B-185)**



Intermediate **I-14** (also referred to as **B-185**) was synthesized following the same approach described for **I-13**, starting from compound **B-2a** (0.75 g, 2.25 mmol).

15 Intermediate **I-14** (also referred to as compound **B-185**) was obtained as pale yellow solid (0.6 g, 87.3%). $C_{17}H_{12}N_4O_2$, LCMS: Rt 0.36, m/z 305 $[M + H]^+$ (method 3).

Intermediate 15 (I-15)



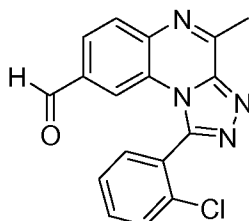
20 A solution of compound **B-2a** (0.406 g, 1.22 mmol) and Lawesson's reagent (0.494 g, 1.22 mmol) in toluene was stirred for 24 h at 150° C. The r.m. was allowed to cool to r.t. and then it was diluted with EtOAc, washed with H₂O and after separation of the organic layer the aq. layer was extracted several times with EtOAc. The combined organic extracts were dried (MgSO₄), filtered and the solvent concentrated in vacuo yielding the desired compound only 64% pure. Thus, the crude product was further purified by preparative HPLC on RP (Vydac® Denali® C18 - 10µm, 250g, 5cm), mobile phase (0.25% NH₄HCO₃ solution in H₂O, MeOH). The desired fractions were collected and the solvent evaporated and co-evaporated with MeOH, yielding

25

intermediate **I-15** 88% pure (0.136 g, 28%). C₁₉H₁₆N₄OS, LCMS: Rt 1.12, *m/z* 349 [M + H]⁺ (method 6).

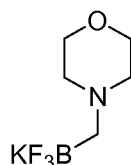
Intermediate 16 (I-16)

5

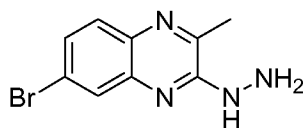


To a mixture of compound **B-14** (3.3 g, 10.29 mmol) in 1,4-dioxane (110 mL), osmium tetraoxide (2.5% in *t*-BuOH, 5.33 mL, 0.411 mmol) and then sodium periodate (6.6 g, 30.86 mmol) in H₂O (30 mL) were added. The mixture was stirred at r.t. for 2 h. The
10 organic solvent was evaporated, the crude mixture diluted with more H₂O and extracted with DCM. The organic layer was dried (Na₂SO₄), filtered and the solvent concentrated in vacuo. The crude product was purified by chromatography (Silica, EtOAc in DCM 30/70 to 70/30), the desired fractions were collected and concentrated in vacuo. The
15 solid obtained was washed with diethylether to yield intermediate **I-16** (2.5 g, 75%) as pale yellow solid. C₁₇H₁₁ClN₄O, LCMS: 1.78, *m/z* 323 [M + H]⁺ (method 4).

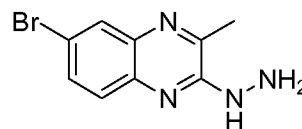
Intermediate 17 (I-17)



20 To a solution of morpholine (0.876 mL, 9.96 mmol) in CH₃CN (12 mL) potassium (bromomethyl)trifluoroborate (1 g, 4.97 mmol) was added and then the r.m. was heated at 80 °C for 30 min. Then the solvent was evaporated under vacuum and the crude material re-dissolved in a solution of KHCO₃ (0.5 g, 4.97 mmol) in dry acetone (16 mL). The mixture was further stirred at r.t. for 20 min. Then the insoluble salts
25 were filtered off, and the solvent concentrated again. The crude material was finally purified by dissolving it in a minimal amount of dry acetone and precipitating it with diethylether to obtain intermediate **I-17** as pure product (0.66 g, 64%).

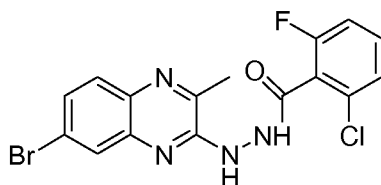
Intermediate 18 (I-18a) and (I-18b)

(I-18a)

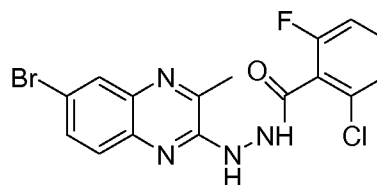


(I-18b)

- Hydrazine hydrate (60% in H₂O, 0.52 mL, 9.7 mmol) was added to a mixture of
 5 Intermediate (**I-4a**) and Intermediate (**I-4b**) (1 g, 3.88 mmol) in MeOH (15 mL) at r.t.
 The r.m. was then heated at 50° C for 30 min, after that it was diluted with H₂O (5 mL)
 and extracted with DCM (20 mL). The organic layers were separated, dried (MgSO₄),
 filtered and concentrated in vacuo to give a mixture of intermediates (**I-18a**) and
 (**I-18b**) (0.92 g, 96%) that was used as such in the next reaction step. C₉H₉BrN₄,
 10 LCMS: 4.29 (co-elution of the two peaks), *m/z* 253 [M + H]⁺ (method 10)

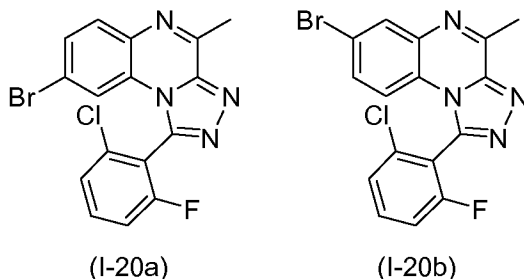
Intermediate 19 (I-19a) and (I-19b)

(I-19a)



(I-19b)

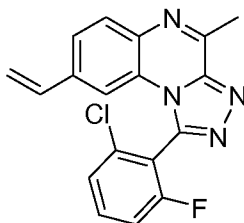
- 2-Chloro-6-fluorobenzoic acid (0.698 g, 4 mmol) in DMF (20 mL) and DIPEA
 (1.072 mL, 6.22 mmol) was treated with HBTU (1.52 g, 4 mmol) and the r.m. was
 stirred for 15 min at r.t. Then a mixture of intermediates (**I-18a**) and (**I-18b**) (0.9 g,
 3.56 mmol) in DMF (20 mL) was added and the stirring was prolonged for further 16 h
 at the same temperature. The r.m. was then poured onto ice/H₂O (0.5 L) and the solid
 20 thus obtained was collected by filtration. The solid was then diluted with DCM (0.1 L)
 and treated with 1 M NaOH aq. solution (20 mL). The organic layers were separated,
 washed with 1M HCl (20 mL), then with 1M NaOH (20 mL), dried (MgSO₄), filtered
 and the solvent concentrated in vacuo. The crude mixture was purified by column
 chromatography (silica; MeOH in DCM 0:100 to 5:95) to give an off white solid which
 25 was recrystallized from Heptane/EtOAc (~15 mL/~5 mL) yielding finally a mixture of
 intermediates (**I-19a**) and (**I-19b**) as off white solid (0.75 g, 51%). C₁₆H₁₁BrClFN₄O,
 LCMS: 5.18 (co-elution of the two peaks), *m/z* 409 [M + H]⁺ (method 10)

Intermediate 20-a (I-20a) and final compound 186**8-Bromo-1-(2-chloro-6-fluorophenyl)-4-methyl[1,2,4]triazolo[4,3-a]quinoxaline (B-186)**

5
 A mixture of intermediates (**I-19a**) and (**I-19b**) (1 g, 2.44 mmol) in DCE (20 mL) was treated with POCl_3 (0.6 mL, 6.5 mmol) and the r.m. was heated at 70° C for 16 h. Then, additional POCl_3 (0.6 mL, 6.5 mmol) was added and the mixture heated at the same temperature as before further for 5 h. After this time, again more POCl_3 (1.2 mL, 13
 10 mmol) was added and the mixture heated as before for further 16 h. The r.m. was cooled and poured onto ice/aq. NH_4OH (150 mL/150 mL) and the layers separated. The organic phase was dried (MgSO_4), filtered and concentrated in vacuo. The crude compound was purified by chromatography (silica; MeOH in DCM 0/100 to 2/98) to give a mixture of intermediate (**I-20a**) together with its regioisomer (**I-20b**) (0.7 g,
 15 75%).

A batch of the regioisomeric mixture was separated by column chromatography (silica, EtOAc in CH_2Cl_2 , 0/100 to 25/75) to give intermediate (**I-20a**) (also referred to as compound **B-186a**) as pure isomer. $\text{C}_{16}\text{H}_9\text{BrClFN}_4$, LCMS: 2.58, m/z 391 $[\text{M} + \text{H}]^+$ (method 4).

20

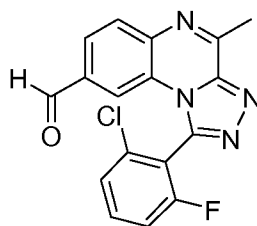
Intermediate 21 (I-21) and final compound 187**1-(2-Chloro-6-fluorophenyl)-8-ethenyl-4-methyl[1,2,4]triazolo[4,3-a]quinoxaline (B-187)**

25

Tributylvinyl tin (0.18 mL, 0.61 mmol) was added to a stirred solution of intermediate (**I-20a**) (0.2 g, 0.511 mmol), LiCl (0.065 g, 1.53 mmol) and (tetrakis)triphenylphosphine palladium(0) (0.023 g, 0.02 mmol) in toluene (7 mL). The mixture was heated at 120° C for 1.5 h. After cooling to r.t. the r.m. was partitioned between EtOAc

and H₂O. The organic layer was washed with brine, separated, dried (Na₂SO₄) and concentrated in vacuo. The crude product was purified by chromatography (silica, EtOAc in DCM 10/90 to 50/50), the desired fractions were collected and concentrated in vacuo, to yield Intermediate compound (**I-21**) (also referred to as compound **B-187**) as pale yellow solid (0.14 g, 81%). C₁₈H₁₂ClFN₄, LCMS: 2.46, *m/z* 339 [M + H]⁺ (method 4)

Intermediate 22 (I-22)

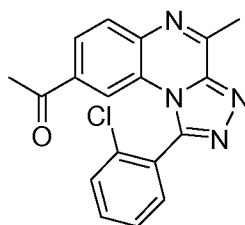


10

To a solution of intermediate (**I-21**) (0.14 g, 0.413 mmol) in 1,4-dioxane (5 mL), osmium tetroxide (2.5% in *t*-BuOH, 0.214 mL, 0.016 mmol) and then sodium periodate (0.265 g, 1.24 mmol) in H₂O (3 mL), were added. The mixture was stirred at r.t. for 2.5 h. The organic solvent was evaporated, the crude mixture diluted with more H₂O and extracted with DCM. The organic layer was separated, dried (Na₂SO₄) and concentrated in vacuo. The crude product was purified by chromatography (Silica, EtOAc in DCM 30/70 to 70/30), the desired fractions were collected and concentrated in vacuo yielding intermediate (**I-22**) as pale yellow solid (0.1 g, 71%). C₁₇H₁₀ClFN₄O, LCMS: 1.82, *m/z* 341 [M + H]⁺ (method 4).

20

Intermediate 23 (I-23)



Tributyl-(1-ethoxyvinyl) tin (0.217 mL, 0.64 mmol) was added to a stirred solution of compound **B-3a** (0.2 g, 0.53 mmol), palladium(0) (tetrakis)triphenylphosphine (0.025 g, 0.02 mmol) and LiCl (0.068 g, 1.61 mmol) in toluene (2 ml) at r.t. The mixture was then heated at 120° C for 20 min under microwave irradiation. After that, HCl (aq. 2M, 1.5 mL) was added and the reaction was heated again at 80° C for 10 min under microwave irradiation. The mixture was basified with NaOH (aq. 2M), extracted with

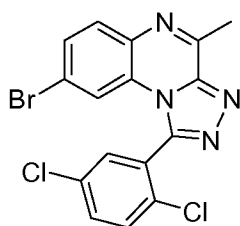
25

EtOAc, the organic phase was separated, dried (Na_2SO_4), filtered and the solvent evaporated in vacuo. The crude mixture was purified by chromatography (silica, EtOAc in DCM 30/70 to 70/30). The desired fractions were collected and concentrated in vacuo, and the solid obtained was further washed with diethylether/DIPE affording
5 **I-23** as white solid (0.12 g, 66.5%). $\text{C}_{18}\text{H}_{13}\text{ClN}_4\text{O}$, LCMS: 1.84, m/z 337 $[\text{M} + \text{H}]^+$ (method 4).

Intermediate 24 (I-24) and final compound 188

8-Bromo-1-(2,5-dichlorophenyl)-4-methyl[1,2,4]triazolo[4,3-a]quinoxaline (B-188)

10

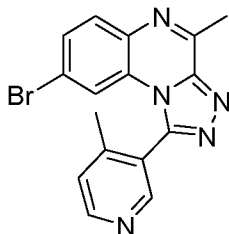


To a 94:6 mixture of intermediates (**I-4a**):(**I-4b**) (0.1 g, 0.38 mmol) dissolved in EtOH (1.6 mL), 2,5-dichlorobenzhydrazide (0.101 g, 0.46 mmol) was added. The reaction mixture was heated in a microwave oven at 170° C for 20 min. The mixture was then
15 evaporated till dryness and the residue taken up in DCM. The organic layer was washed with K_2CO_3 (sat. sol.), then separated, dried (Na_2SO_4), filtered and the solvent evaporated in vacuo. The crude mixture was purified by chromatography (silica, EtOAc in DCM 0/100 to 15/85), the desired fractions were collected and evaporated to give intermediate **I-24** (also referred to as compound **B-188**) (0.083 g, 51.8%).
20 $\text{C}_{16}\text{H}_9\text{BrCl}_2\text{N}_4$, LCMS: 1.12, m/z 407 $[\text{M} + \text{H}]^+$ (method 6).

Intermediate 25 (I-25) and final compound 189

8-Bromo-4-methyl-1-(4-methylpyridin-3-yl)[1,2,4]triazolo[4,3-a]quinoxaline (B-189)

25

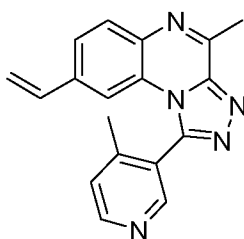


To a mixture of intermediates (**I-4a**) and (**I-4b**) (0.3 g, 1.16 mmol) dissolved in n-butyl alcohol (12 mL) was added 3-pyridinecarboxylic acid,4-methyl-hydrazide (0.185 g, 1.22 mmol). The reaction mixture was heated in a sealed reactor for 35 min at 160 °C. After cooling to room temperature, the mixture was heated for an additional 20 min at

160 °C. The mixture was then cooled to room temperature, evaporated to dryness and the residue taken up in EtOAc. The organic layer was washed with NaHCO₃ (sat. sol.), then separated, dried (MgSO₄), filtered and the solvent evaporated in vacuo. DIPE was added and the resulting solid was filtered to provide intermediate **I-25** (also referred to as compound **B-189**) (0.15 g, 36%). The minor isomer was present in less than 5% and was removed during the purification of the subsequent synthetic steps.

Intermediate 26 (I-26) and final compound 190

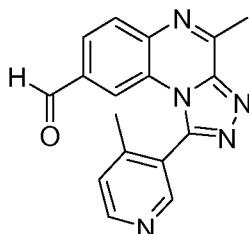
8-Ethenyl-4-methyl-1-(4-methylpyridin-3-yl)[1,2,4]triazolo[4,3-a]quinoxaline (B-190)



Starting from **I-25** (0.15 g, 0.423 mmol), and following the same procedure described for intermediate **I-21**, intermediate **I-26** (also referred to as compound **B-190**) was obtained (0.114 g, 89%).

15

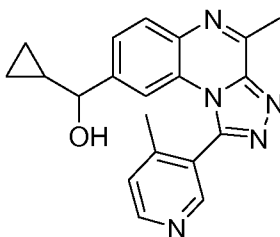
Intermediate 27 (I-27)



Starting from **I-26** (0.114 g, 0.368 mmol), and following the same procedure described for intermediate **I-22**, intermediate **I-27** was obtained (0.07 g, 60%).

20

Intermediate 28 (I-28)



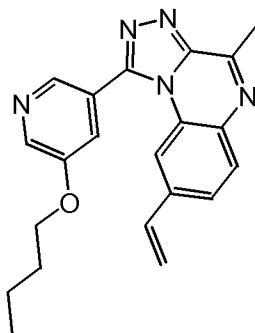
To a mixture of intermediate **I-27** (0.07 g, 0.23 mmol), in dry THF (0.7 mL), cyclopropylmagnesium bromide (0.51 mL, 0.25 mmol) was added at r.t. The r.m. was stirred at this temperature for 2 h, then the mixture was quenched with NH₄Cl (sat. sol.)

25

and extracted with DCM. The organic layer was separated, dried (Na_2SO_4), filtered and the solvent evaporated in vacuo. The crude mixture was purified by chromatography (silica, EtOAc in DCM 30/70 to 70/30), the desired fractions were collected and evaporated in vacuo. The solid obtained was then washed with diethyl ether to give
5 intermediate **I-28** (0.079 g, quant yield).

Intermediate 29 (I-29) and final compound 191

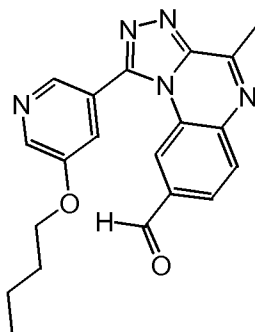
1-(5-Butoxypyridin-3-yl)-8-ethenyl-4-methyl[1,2,4]triazolo[4,3-a]quinoxaline (**B-191**)



10

To a stirred solution of **B-7** (2.35 g, 5.7 mmol) in toluene (17 mL), were added LiCl (0.719 g, 17.1 mmol), (tetrakis)triphenylphosphine palladium(0) (0.263 g, 0.23 mmol) and tributylvinyl tin (1.84 mL, 6.27 mmol) and the mixture was heated at 120° C for 2 h. After cooling to r.t. the r.m. was partitioned between EtOAc and H_2O . The organic
15 layer was washed with brine, separated, dried (Na_2SO_4) and concentrated in vacuo. The crude product was purified by chromatography (silica, EtOAc in heptane 0/100 to 100/0), the desired fractions were collected and concentrated in vacuo, to yield intermediate 29 (**I-29**) (also referred to as compound **B-191**) (1.9 g, 92%).

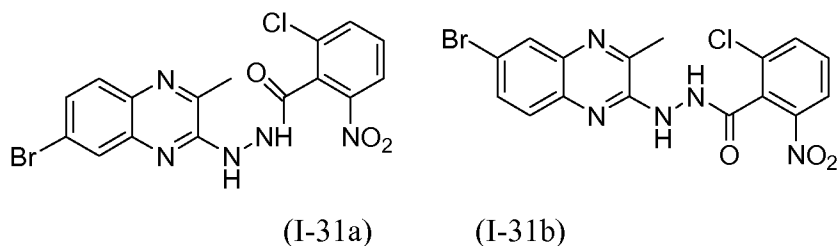
20 Intermediate 30 (I-30)



To a solution of intermediate **I-29** (0.159 g, 0.44 mmol) in 1,4-dioxane (4.4 mL), osmium tetroxide (2.5% in t-BuOH, 0.23 mL, 0.018 mmol) and then sodium periodate (0.282 g, 1.32 mmol) in H_2O (1.32 mL), were added. The mixture was stirred at r.t. for
25

2 h. The organic solvent was evaporated, the crude mixture diluted with more H₂O and extracted with DCM. The organic layer was separated, dried (Na₂SO₄) and concentrated in vacuo. The crude product was purified by chromatography (silica, EtOAc in DCM 0/1 to 1/1), the desired fractions were collected and concentrated in vacuo yielding intermediate (**I-30**) (0.108 g, 68%).

Intermediates 31a and 31b (**I-31a**) and (**I-31b**)

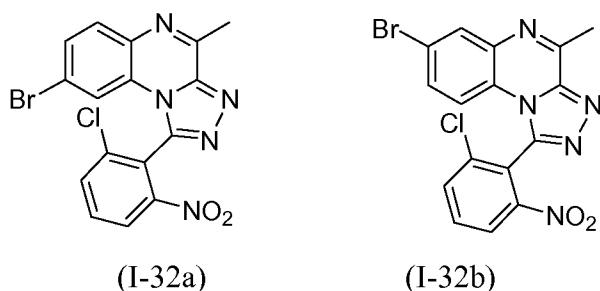


10 DMF (0.182 mL, 2.34 mmol) was added to a mixture of 2-chloro-6-nitrobenzoic acid (0.473 g, 2.34 mmol) and oxalyl chloride (0.201 mL, 2.34 mmol) in dichloromethane (5 mL). The mixture was stirred for 15 min at RT, then this solution was added dropwise to a stirred mixture of triethylamine (0.544 mL, 1.95 mmol) and intermediate compounds **I-18a** and **I-18b** (0.495 g, 1.95 mmol) dissolved in dichloromethane (5 mL)

15 at 0 °C. The mixture was then allowed to RT and stirred for further 15 min. Then it was quenched with NaHCO₃ (sat. sol. in water), the organic layer was quickly separated and the solvent evaporated. The residue was treated with ethyl ether to yield a mixture of (**I-31a**) and (**I-31b**) as a brown solid (0.814 g, 95%) that was used as such in the next reaction step.

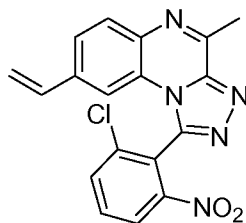
20

Intermediates 32a (**I-32a**) and 32b (**I-32b**)

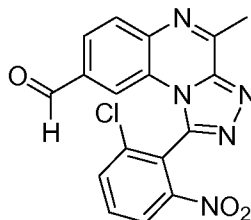


A mixture of intermediate compounds **I-31a** and **I-31b** (0.402 g, 0.92 mmol) in DCE (5 mL) was treated with POCl₃ (0.343 mL, 3.68 mmol) and the r.m. was heated at 160 °C for 10 min under microwave irradiation. The solvent was then evaporated and the crude compound purified by chromatography (silica, EtOAc in heptanes 20/80 to 60/40). The desired fractions were collected, the solvent evaporated under vacuum to give **I-32a** (0.053 g, 13.7%) and **I-32b** (0.112 g, 29%) as pure isomers.

25

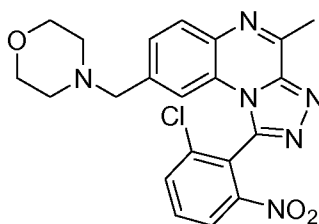
Intermediate I-33

Intermediate **I-33** was synthesized following a similar approach described for
5 compound **B-14**. Starting from **I-32a** (0.053 g, 0.127 mmol) intermediate **I-33** was
obtained as pale yellow solid (0.046 g, quant.).

Intermediate I-34

10

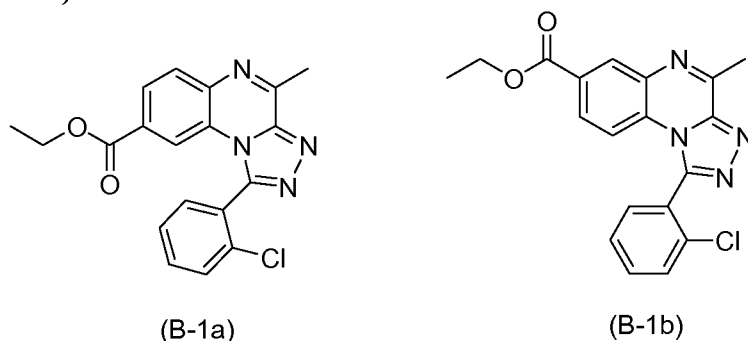
Intermediate **I-34** was synthesized following a similar approach described for
intermediate **I-16**. Starting from **I-33** (0.046 g, 0.127 mmol) intermediate **I-34** was
obtained as pale yellow solid (0.031 g, 66.5%).

15 **Intermediate I-35**

Intermediate **I-35** was synthesized following a similar approach described for
20 compound **B-19**. Starting from **I-34** (0.035 g, 0.095 mmol) intermediate compound **I-35**
was obtained (0.011 g, 27%).

B-Synthesis of Final Compounds**Example 1**

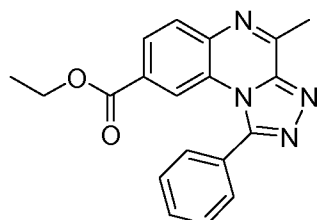
Ethyl 1-(2-chlorophenyl)-4-methyl[1,2,4]triazolo[4,3-a]quinoxaline-8-carboxylate
 5 (B-1a) and ethyl 1-(2-chlorophenyl)-4-methyl[1,2,4]triazolo[4,3-a]quinoxaline-7-
 carboxylate (B-1b)



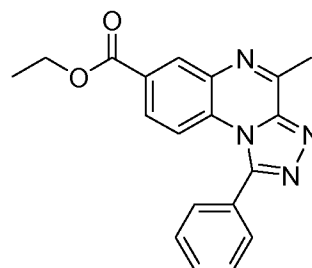
To a mixture of intermediates (**I-2a**) and (**I-2b**) (0.4 g, 1.6 mmol) dissolved in EtOH
 (2 mL), 2-chlorobenzhydrazide (0.3 g, 1.76 mmol) was added. The reaction mixture
 10 was heated in a microwave oven at 160°C for 15 min. The mixture was then evaporated
 till dryness and the residue taken up in DCM. The organic layer was washed with
 K₂CO₃ (sat. sol.), then separated, dried (Na₂SO₄), filtered and the solvent evaporated in
 vacuo. The crude mixture was purified by chromatography (silica, EtOAc in heptane
 70/30 to 100/0), the desired fractions were collected and evaporated to give final
 15 product **B-1a** (0.22 g, 37.5%) and final product **B-1b** (0.16 g, 27.3%) as pure isomers
 (both as white solids). ¹H NMR (500 MHz, CDCl₃) δ ppm 1.28 (t, *J*=7.2 Hz, 3 H), 3.12
 (s, 3 H), 4.21 - 4.34 (m, 2 H), 7.56 - 7.63 (m, 1 H), 7.66 - 7.74 (m, 3 H), 7.96 (d, *J*=1.7
 Hz, 1 H), 8.10 (d, *J*=8.4 Hz, 1 H), 8.22 (dd, *J*=8.5, 1.9 Hz, 1 H) (For **B-1a**). ¹H NMR
 (400 MHz, CDCl₃) δ ppm 1.41 (t, *J*=7.2 Hz, 3 H), 3.11 (s, 3 H), 4.42 (q, *J*=7.2 Hz, 2
 20 H), 7.29 (d, *J*=8.8 Hz, 1 H), 7.54 - 7.60 (m, 1 H), 7.64 - 7.73 (m, 3 H), 8.03 (dd, *J*=8.8,
 2.1 Hz, 1 H), 8.75 (d, *J*=1.8 Hz, 1 H) (for **B-1b**).

Example 2

Ethyl 4-methyl-1-phenyl[1,2,4]triazolo[4,3-a]quinoxaline-8-carboxylate (B-2a) and Ethyl 4-methyl-1-phenyl[1,2,4]triazolo[4,3-a]quinoxaline-7-carboxylate (B-2b)



(B-2a)



(B-2b)

5

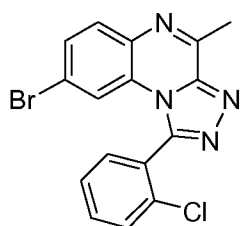
Final compounds **B-2a** and **B-2b** were synthesized following the same procedure described in **Example 1**. Starting from a mixture of intermediates **I-2a** and **I-2b** (1.2 g, 4.79 mmol), and replacing 2-chlorobenzhydrazide for benzhydrazide final compounds **B-2a** (0.75 g, 47%) and **B-2b** (0.35 g, 22%) were obtained as pure isomers. ¹H NMR (400 MHz, CDCl₃) δ ppm 1.28 (t, *J*=7.1 Hz, 3 H), 3.10 (s, 3 H), 4.27 (q, *J*=7.2 Hz, 2 H), 7.62 - 7.77 (m, 5 H), 8.08 (d, *J*=8.6 Hz, 1 H), 8.19 (dd, *J*=8.3, 1.6 Hz, 1 H), 8.24 (d, *J*=1.6 Hz, 1 H) (for **B-2a**). ¹H NMR (400 MHz, CDCl₃) δ ppm 1.41 (t, *J*=7.2 Hz, 3 H), 3.09 (s, 3 H), 4.42 (q, *J*=7.0 Hz, 2 H), 7.56 (d, *J*=8.8 Hz, 1 H), 7.61 - 7.74 (m, 5 H), 7.99 (dd, *J*=8.8, 1.8 Hz, 1 H), 8.73 (d, *J*=1.8 Hz, 1 H) (for **B-2b**).

10

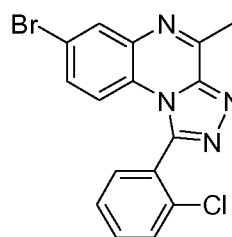
15

Example 3

8-Bromo-1-(2-chlorophenyl)-4-methyl[1,2,4]triazolo[4,3-a]quinoxaline (B-3a) and 7-Bromo-1-(2-chlorophenyl)-4-methyl[1,2,4]triazolo[4,3-a]quinoxaline (B-3b)



(B-3a)



(B-3b)

20

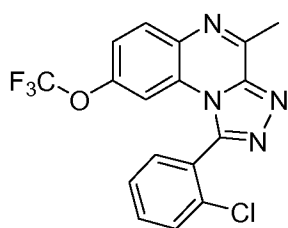
Final compounds **B-3a** and **B-3b** were synthesized following the same procedure described in **Example 1**. Starting from a mixture of intermediates **I-4a** and **I-4b** (0.3 g, 1.16 mmol), final compound **B-3a** (0.13 g, 29.8%) and final product **B-3b** (0.11 g, 25.2%) were obtained as pure isomers (both as solid compounds). ¹H NMR (500 MHz, CDCl₃) δ ppm 3.07 (s, 3 H), 7.32 (d, *J*=2.0 Hz, 1 H), 7.56 - 7.62 (m, 1 H), 7.65 - 7.72

25

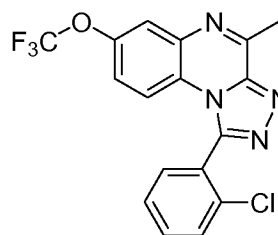
(m, 4 H), 7.92 (d, $J=8.7$ Hz, 1 H) (for **B-3a**). ^1H NMR (500 MHz, CDCl_3) δ ppm 3.09 (s, 3 H), 7.10 (d, $J=9.0$ Hz, 1 H), 7.46 (dd, $J=9.0, 2.3$ Hz, 1 H), 7.54 - 7.58 (m, 1 H), 7.63 - 7.71 (m, 3 H), 8.22 (d, $J=2.0$ Hz, 1 H) (for **B-3b**).

5 Example 4

1-(2-Chlorophenyl)-4-methyl-8-(trifluoromethoxy)[1,2,4]triazolo[4,3-a]quinoxaline (B-4a) and **1-(2-Chlorophenyl)-4-methyl-7-(trifluoromethoxy)[1,2,4]triazolo[4,3-a]quinoxaline (B-4b)**



(B-4a)



(B-4b)

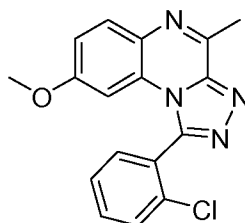
10

Final compounds **B-4a** and **B-4b** were synthesized following the same procedure described in **Example 1**. Starting from a mixture of intermediates **I-6a** and **I-6b** (0.25 g, 0.95 mmol), final product **B-4a** as white solid (0.03 g, 8.1%) and final product **B-4b** as sticky solid (0.07 g, 19.4%) were obtained. ^1H NMR (400 MHz, CDCl_3) δ ppm 3.09 (s, 3 H), 7.07 - 7.10 (m, 1 H), 7.40 (dd, $J=8.8, 2.3$ Hz, 1 H), 7.55 - 7.61 (m, 1 H), 7.64 - 7.73 (m, 3 H), 8.09 (d, $J=9.0$ Hz, 1 H). (for **B-4a**). ^1H NMR (500 MHz, CDCl_3) δ ppm 3.10 (s, 3 H), 7.23 (dd, $J=9.2, 2.3$ Hz, 1 H), 7.27 (d, $J=8.7$ Hz, 1 H), 7.54 - 7.60 (m, 1 H), 7.64 - 7.72 (m, 3 H), 7.94 (br. s, 1 H) (for **B-4b**).

15

20 Example 5

1-(2-Chlorophenyl)-8-methoxy-4-methyl[1,2,4]triazolo[4,3-a]quinoxaline (B-5)



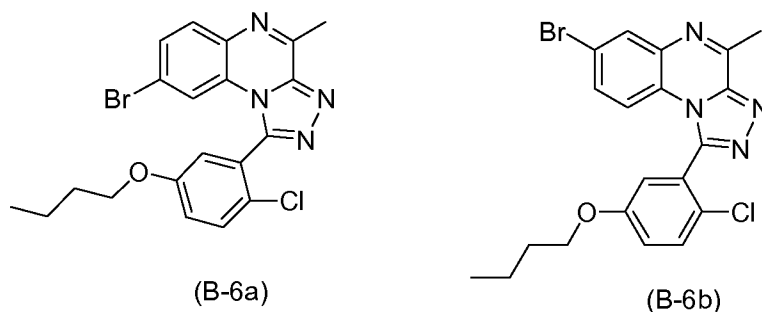
25

To a mixture of intermediate **I-8** (0.170 g, 0.815 mmol) dissolved in BuOH (4 mL), 2-chlorobenzhydrazide (0.146 g, 0.855 mmol) was added. The r.m. was heated in a sealed tube at 160° C for 35 min. The mixture was then evaporated till dryness and the residue taken up in EtOAc. The organic layer was washed with NaHCO_3 (sat. sol.),

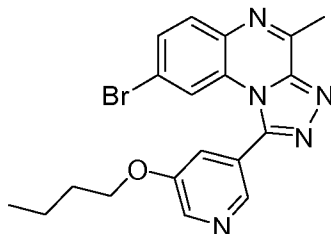
then separated, dried (MgSO₄), filtered and the solvent evaporated in vacuo. The crude mixture was purified by chromatography (silica, MeOH in DCM 0/100 to 25/75), the desired fractions were collected and evaporated. The solid compound obtained was triturated with diethyl ether to give final compound **B-5** (0.203 g, 77%). ¹H NMR (300 MHz, DMSO-*d*₆) δ ppm 2.90 (s, 3 H) 3.52 (s, 3 H) 6.49 (d, *J*=2.6 Hz, 1 H) 7.26 (dd, *J*=9.0, 2.7 Hz, 1 H) 7.65 - 7.75 (m, 1 H) 7.76 - 7.90 (m, 3 H) 7.98 (d, *J*=8.9 Hz, 1 H).

Example 6

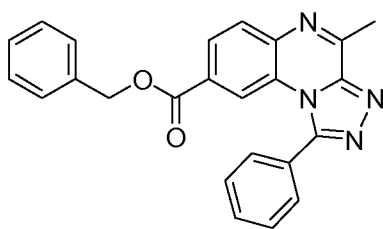
8-Bromo-1-(5-butoxy-2-chlorophenyl)-4-methyl[1,2,4]triazolo[4,3-a]quinoxaline (B-6a) and 7-Bromo-1-(5-butoxy-2-chlorophenyl)-4-methyl[1,2,4]triazolo[4,3-a]quinoxaline (B-6b)



Final compounds **B-6a** and **B-6b** were synthesized following the same procedure described in **Example 1**. Starting from a mixture of intermediates **I-4a** and **I-4b** (0.2 g, 0.77 mmol) and intermediate **I-11**, final product **B-6a** (0.05 g, 14.4%) and final product **B-6b** (0.075 g, 21.6%) as pure isomers (both as off-white solids) were obtained. ¹H NMR (500 MHz, CDCl₃) δ ppm 0.98 (t, *J*=7.4 Hz, 3 H), 1.50 (sxt, *J*=7.5 Hz, 2 H), 1.76 - 1.84 (m, 2 H), 3.06 (s, 3 H), 3.93 - 4.10 (m, 2 H), 7.16 - 7.21 (m, 2 H), 7.44 (d, *J*=1.7 Hz, 1 H), 7.50 - 7.58 (m, 1 H), 7.68 (dd, *J*=8.7, 2.0 Hz, 1 H), 7.91 (d, *J*=8.7 Hz, 1 H) (for **B-6a**). ¹H NMR (500 MHz, CDCl₃) δ ppm 0.97 (t, *J*=7.4 Hz, 3 H), 1.49 (sxt, *J*=7.5 Hz, 2 H), 1.74 - 1.84 (m, 2 H), 3.08 (s, 3 H), 3.93 - 4.08 (m, 2 H), 7.14 - 7.21 (m, 3 H), 7.45 - 7.54 (m, 2 H), 8.22 (d, *J*=2.0 Hz, 1 H). (for **B-6b**).

Example 7**8-Bromo-1-(5-butoxypyridin-3-yl)-4-methyl[1,2,4]triazolo[4,3-a]quinoxaline (B-7)**

- 5 To a solution of intermediate **I-4a** (5 g, 19.4 mmol) in BuOH (40 ml) intermediate **I-12** (4.06 g, 19.4 mmol) was added. The r.m. was heated in a sealed reactor at 160° C for 30 min. The mixture was then evaporated till dryness and the residue taken up in EtOAc. The organic layer was washed with NaHCO₃ (sat. sol.), then separated, dried (MgSO₄), filtered and the solvent evaporated in vacuo. The crude mixture was purified by
- 10 chromatography (silica, EtOAc in DCM 5/95 to 25/75), the desired fractions were collected and evaporated, and the solid compound obtained was further triturated with heptane to give final compound **B-7** (3.3 g, 41%). ¹H NMR (300 MHz, DMSO-*d*₆) δ ppm 0.93 (t, *J*=7.4 Hz, 3 H), 1.45 (sxt, *J*=7.5 Hz, 2 H), 1.75 (quin, *J*=6.3 Hz, 2 H), 2.92 (s, 3 H), 4.13 (t, *J*=6.3 Hz, 2 H), 7.48 (d, *J*=1.6 Hz, 1 H), 7.82 (dd, *J*=8.7, 1.8 Hz, 1 H),
- 15 7.91 (br. s., 1 H), 7.99 (d, *J*=8.7 Hz, 1 H), 8.55 (br. s, 1 H), 8.65 (d, *J*=2.6 Hz, 1 H).

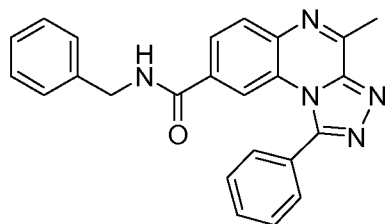
Example 8**Benzyl 4-methyl-1-phenyl[1,2,4]triazolo[4,3-a]quinoxaline-8-carboxylate (B-8)**

- 20 Intermediate **I-14** (0.055 g, 0.181 mmol) was dissolved in DMF (2 mL), then DBU (0.06 mL, 0.39 mmol) and benzyl bromide (0.032 mL, 0.27 mmol) were added. The r.m. was stirred at r.t. for 3 h. The solvent was then evaporated in vacuo, the crude compound taken up in H₂O and extracted with DCM. The organic layer was separated,
- 25 dried (Na₂SO₄), filtered and the solvent evaporated in vacuo. The crude compound was purified by chromatography (silica, EtOAc in heptane 60/40 to 100/0) the desired fractions were collected and the solvent evaporated to give final compound **B-8** as pale yellow solid (0.046 g, 65.5%). ¹H NMR (400 MHz, CDCl₃) δ ppm 3.09 (s, 3 H), 5.24

(s, 2 H), 7.28 - 7.34 (m, 2 H), 7.38 - 7.44 (m, 3 H), 7.47 - 7.54 (m, 3 H), 7.64 - 7.72 (m, 2 H), 8.09 (d, $J=8.3$ Hz, 1 H), 8.23 (dd, $J=8.3, 1.8$ Hz, 1 H), 8.26 (d, $J=1.8$ Hz, 1 H).

Example 9

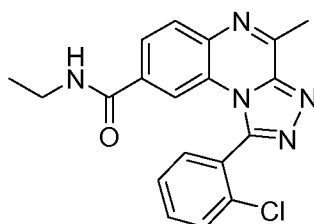
5 N-Benzyl-4-methyl-1-phenyl[1,2,4]triazolo[4,3-a]quinoxaline-8-carboxamide (B-9)



Intermediate **I-14** (0.2 g, 0.66 mmol), HATU (0.3 g, 0.79 mmol) and DIPEA (0.11 mL, 0.66 mmol) in DMF (2 mL) were treated with a solution of benzyl amine (0.086 mL, 0.79 mmol) in DCM (5 mL). The r.m. was stirred at r.t. for 2 h and then quenched with H₂O and extracted with DCM. The organic layer was separated, dried (Na₂SO₄), filtered and the solvent evaporated till dryness. The solid compound obtained was then washed several times with iPrOH and then diethyl ether to give final product **B-9** as white solid (0.22 g, 85%). ¹H NMR (400 MHz, CDCl₃) δ ppm 3.08 (s, 3 H), 4.53 (d, $J=5.5$ Hz, 2 H), 6.01 (br. t, $J=4.6, 4.6$ Hz, 1 H), 7.24 - 7.29 (m, 2 H), 7.33 - 7.43 (m, 3 H), 7.46 - 7.56 (m, 3 H), 7.65 - 7.71 (m, 2 H), 7.88 (d, $J=1.4$ Hz, 1 H), 7.96 (dd, $J=8.3, 1.8$ Hz, 1 H), 8.07 (d, $J=8.3$ Hz, 1 H).

Example 10

20 1-(2-Chlorophenyl)-N-ethyl-4-methyl[1,2,4]triazolo[4,3-a]quinoxaline-8-carboxamide (B-10)

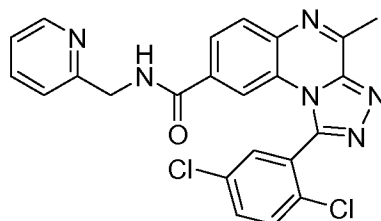


Intermediate **I-13** (0.06 g, 0.177 mmol), HATU (0.08 g, 0.21 mmol) and DIPEA (0.037 mmol, 0.21 mmol) in DMF (1 mL) were treated with a solution of ethylamine (2 M in THF, 0.132 mL, 0.266 mmol) in DCM (3 mL). The r.m. was stirred at r.t. for 2 h and then quenched with H₂O and extracted with DCM. The organic layers were separated, dried (Na₂SO₄), filtered and the solvent evaporated till dryness. The solid compound obtained was then washed several times with iPrOH and then with diethyl ether to give final product **B-10** as white solid (0.035 g, 54%). ¹H NMR (500 MHz, CDCl₃) δ ppm

1.20 (t, $J=7.4$ Hz, 3 H), 3.11 (s, 3 H), 3.39 - 3.47 (m, 2 H), 5.79 (br. s., 1 H), 7.57 - 7.63 (m, 1 H), 7.68 - 7.74 (m, 4 H), 7.88 (dd, $J=8.5, 1.9$ Hz, 1 H), 8.09 (d, $J=8.4$ Hz, 1 H).

Example 11

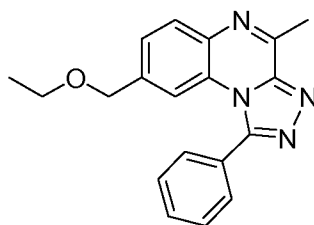
5 1-(2,5-Dichlorophenyl)-4-methyl-N-(pyridin-2-ylmethyl)[1,2,4]triazolo[4,3-a]quinoxaline-8-carboxamide (B-11)



A stainless steel autoclave system was charged under nitrogen atmosphere with:
 10 intermediate **I-24** (0.475 g, 1.16 mmol), Pd(AcO)₂ (0.005 g, 0.023 mmol), XantPhos (0.013 g, 0.023 mmol), Et₃N (0.324 mL, 2.33 mmol), 2-(aminomethyl) pyridine (0.125 g, 1.16 mmol) dissolved in toluene (40 mL). The autoclave was closed and pressurized to 30 bar of CO and the reaction was carried out for 16 h at 150° C. Then the r.m. was cooled down and the solvent evaporated in vacuo. The crude mixture was purified by
 15 preparative HPLC on RP (Vydac® Denali® C18-10μm, 250 g, 5cm), mobile phase (0.5% ammoniumacetate solution in H₂O + 10% CH₃CN, MeOH), yielding a compound that was treated with DCM. Since during the extraction a white suspension was formed between the layers, this solid was collected by filtration and washed with H₂O giving final compound **B-11** (0.137 g, 25%). ¹H NMR (360 MHz, DMSO-*d*₆) δ ppm 2.98 (s, 3
 20 H), 4.45 - 4.61 (m, 2 H), 7.25 (d, $J=7.7$ Hz, 1 H), 7.26 - 7.30 (m, 1 H), 7.77 (td, $J=7.7, 1.8$ Hz, 1 H), 7.82 (d, $J=1.5$ Hz, 1 H), 7.85 - 7.88 (m, 1 H), 7.88 - 7.93 (m, 1 H), 7.98 (d, $J=2.2$ Hz, 1 H), 8.17 (d, $J=8.4$ Hz, 1 H), 8.20 - 8.25 (m, 1 H), 8.51 (br. d, $J=5.1$ Hz, 1 H), 9.34 (br. t, $J=6.0, 6.0$ Hz, 1 H).

25 Example 12

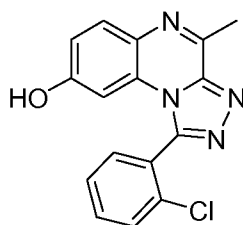
8-(Ethoxymethyl)-4-methyl-1-phenyl[1,2,4]triazolo[4,3-a]quinoxaline (B-12)



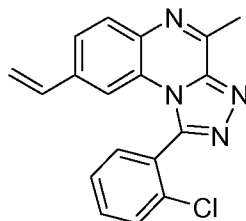
To a suspension of Raney-Nickel (0.1 g, 1.7 mmol), in THF (40 mL) under nitrogen atmosphere, intermediate **I-15** (0.059 g, 0.17 mmol) was added. The mixture was stirred at r.t. for 1 h, then the catalyst was removed by filtration over diatomaceous earth and the solvent evaporated in vacuo. The crude product was purified by
5 preparative HPLC on RP (Vydac® Denali® C18-10 μ m, 250g, 5cm), mobile phase (0.25% NH₄HCO₃ solution in H₂O, CH₃CN). The desired fractions were collected and the solvent was evaporated and co-evaporated with MeOH, yielding two fractions. Since the second fraction was not pure enough, it was re-purified again in the same conditions as before. The first pure fraction isolated and the one from the second
10 purification were combined together and crystallized from DIPE yielding final product **B-12** (0.025 g, 46.5%) as solid compound. ¹H NMR (360 MHz, DMSO-*d*₆) δ ppm 1.03 (t, *J*=7.0 Hz, 3 H), 2.91 (s, 3 H), 3.30 - 3.39 (m, 2 H), 4.42 (s, 2 H), 7.40 - 7.51 (m, 2 H), 7.63 - 7.80 (m, 5 H), 7.97 (d, *J*=8.1 Hz, 1 H).

15 Example 13

1-(2-Chlorophenyl)-4-methyl[1,2,4]triazolo[4,3-a]quinoxalin-8-ol (**B-13**)



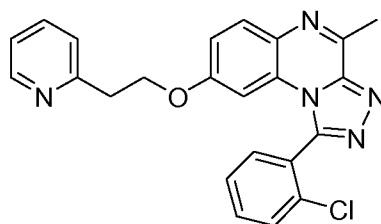
To a degassed mixture of final product **B-3a** (0.1 g, 0.268 mmol), bispinacolate
20 diboron (0.095 g, 0.375 mmol) and potassium acetate (0.078 g, 0.8 mmol) in 1,4-dioxane (3 mL), Pd(dppf)₂Cl₂ (0.011 g, 0.016 mmol) was added, and the mixture was heated at 115° C for 1 h. After this time the r.m. was cooled down to 0° C, then CH₃COOH (0.068 mL, 1.2 mmol) was added, and then H₂O₂ (0.041 mL, 0.4 mmol) was added dropwise. The r.m. was allowed to reach r.t. and stirred for 45 min. The
25 mixture was filtered through diatomaceous earth, the organic solvent evaporated in vacuo and then the crude mixture was purified by chromatography (silica, MeOH in EtOAc 0:100 to 3:97) to give final product **B-13** as pale brown solid (0.06 g, 72%). ¹H NMR (400 MHz, DMSO-*d*₆) δ ppm 2.86 (s, 3 H), 6.49 (d, *J*=2.5 Hz, 1 H), 7.06 (dd, *J*=8.8, 2.5 Hz, 1 H), 7.64 - 7.70 (m, 1 H), 7.77 - 7.84 (m, 3 H), 7.86 (d, *J*=8.8 Hz, 1 H),
30 10.45 (br. s., 1 H).

Example 14**1-(2-Chlorophenyl)-8-ethenyl-4-methyl[1,2,4]triazolo[4,3-a]quinoxaline (B-14)**

- 5 A mixture of compound **B-3a** (0.65 g, 1.74), (tetrakis)triphenylphosphine palladium(0) (0.080 g, 0.07 mmol) and LiCl (0.221 g, 5.21 mmol) in toluene (30 mL) was treated with tributylvinyl tin (0.661 g, 2.088 mmol) and heated in a sealed tube at 120° C for 1h (the reaction was divided in two batches). After cooling to r.t. the mixture was partitioned between EtOAc and H₂O. The organic phase was washed with brine,
- 10 separated, dried (Na₂SO₄), filtered, and the solvent concentrated in vacuo. The crude compound was purified by chromatography (silica EtOAc in DCM 10/90 to 50/50) giving a light yellow solid that was further washed with DIPE/diethyl ether to yield final compound **B-14** as white product (0.52 g, 93.1%). ¹H NMR (400 MHz, CDCl₃) δ ppm 3.08 (s, 3 H), 5.25 (d, *J*=10.9 Hz, 1 H), 5.43 (d, *J*=17.6 Hz, 1 H), 6.53 (dd, *J*=17.5,
- 15 11.0 Hz, 1 H), 7.24 (d, *J*=1.6 Hz, 1 H), 7.54 - 7.62 (m, 2 H), 7.64 - 7.74 (m, 3 H), 7.99 (d, *J*=8.3 Hz, 1 H).

Example 15

- 20 **1-(2-Chlorophenyl)-4-methyl-8-(2-pyridin-2-ylethoxy)[1,2,4]triazolo[4,3-a]quinoxaline (B-15)**

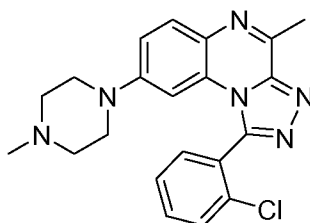


- A mixture of compound **B-13** (1.5 g, 4.83 mmol), 2-(2-hydroxyethyl)pyridine (0.654 mL, 5.79 mmol), di-*tert*-butylazodicarboxylate (1.33 g, 5.79 mmol) and
- 25 triphenylphosphine (1.52 g, 5.79 mmol), in THF (36 mL) was heated in a microwave oven for 20 min at 120° C (the reaction mixture was divided in three batches). Then 1 equiv. more of di-*tert*-butylazodicarboxylate and triphenylphosphine were added and the r.m. was heated again at the same conditions as before. Then the solvent was evaporated, the crude compound taken up in aq. sat. NaHCO₃ and then extracted with

DCM. The organic layer was separated, dried (Na_2SO_4), filtered and the solvent concentrated in vacuo. The crude mixture was purified by chromatography (silica, MeOH in EtOAc 0:100 to 15:85) to give an oil that was made solid by addition of diethylether to yield final product **B-15** as white solid (1.32 g, 65.7%). ^1H NMR (500 MHz, CDCl_3) δ ppm 3.04 (s, 3 H), 3.14 (t, $J=6.8$ Hz, 2 H), 3.91 - 4.05 (m, 2 H), 6.67 (d, $J=2.6$ Hz, 1 H), 7.11 (dd, $J=9.2, 2.6$ Hz, 1 H), 7.17 (d, $J=8.4$ Hz, 1 H), 7.18 - 7.24 (m, 1 H), 7.48 - 7.54 (m, 2 H), 7.56 - 7.61 (m, 1 H), 7.64 (td, $J=7.7, 1.9$ Hz, 1 H), 7.68 (dd, $J=5.9, 3.3$ Hz, 1 H), 7.92 (d, $J=9.0$ Hz, 1 H), 8.57 (d, $J=4.3$ Hz, 1 H).

10 Example 16

1-(2-Chlorophenyl)-4-methyl-8-(4-methylpiperazin-1-yl)[1,2,4]triazolo[4,3-a]quinoxaline (**B-16**)

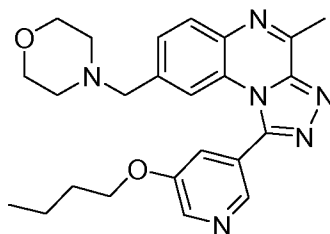


15 A mixture of final product **B-3a** (0.1 g, 0.268 mmol), $\text{Pd}(\text{AcO})_2$ (0.012 g, 0.053 mmol), 4,5-bis(diphenylphosphino)-9,9-dimethylxanthene (0.061 g, 0.107 mmol), CsCO_3 (0.13 g, 0.4 mmol) and N-methyl-piperazine (0.032 g, 0.32 mmol) in a mixture of DMF/1,4-dioxane (1:1, 4 mL) was heated in a microwave oven at 150°C for 10 min. The solvent was then evaporated; the crude compound was taken up in H_2O and extracted with

20 DCM. The organic layer was separated, dried (Na_2SO_4), filtered and the solvent concentrated in vacuo. The crude compound was purified by chromatography (silica, MeOH- NH_3 (7 M) in DCM from 2:98 to 5:95) to give the desired compound only 65% pure, thus, the product was further purified by preparative HPLC on RP (C18 XBridgeTM 19 x 100 5 μm), mobile phase (Gradient from 80% 0.1%

25 $\text{NH}_4\text{CO}_3\text{H}/\text{NH}_4\text{OH}$ pH 9 solution in H_2O , 20% CH_3CN to 0% 0.1% $\text{NH}_4\text{CO}_3\text{H}/\text{NH}_4\text{OH}$ pH 9 solution in H_2O , 100% CH_3CN), yielding final compound

30 **B-16** as pale yellow solid (0.019 g, 17.4%). ^1H NMR (500 MHz, CDCl_3) δ ppm 2.31 (s, 3 H), 2.43 (t, $J=5.1$ Hz, 4 H), 2.91 - 3.02 (m, 4 H), 3.03 (s, 3 H), 6.59 (d, $J=2.3$ Hz, 1 H), 7.13 (dd, $J=9.2, 2.6$ Hz, 1 H), 7.54 (td, $J=7.5, 1.4$ Hz, 1 H), 7.61 (td, $J=7.5, 1.4$ Hz, 1 H), 7.63 - 7.66 (m, 1 H), 7.69 (dd, $J=7.5, 1.4$ Hz, 1 H), 7.87 (d, $J=9.0$ Hz, 1 H).

Example 17a and 17b**1-(5-Butoxypyridin-3-yl)-4-methyl-8-(morpholin-4-ylmethyl)[1,2,4]triazolo[4,3-a]quinoxaline hydrochloride (B-17a) and oxalate (B-17b)**

5

.2 HCl (B-17a) or .x C₂H₂O₄ (B-17b)**Formation of B-17a**

To a solution of compound **B-7** (7.5 g, 18.19 mmol) in THF/H₂O (10:1, 180 mL), Pd(AcO)₂ (0.12 g, 0.54 mmol), XantPhos (0.52 g, 1.09 mmol), Cs₂CO₃ (23.88 g, 72.76 mmol) and intermediate compound **I-17** (4.51 g, 21.82 mmol) were added. The r.m. was closed in a sealed tube and stirred at r.t. for 10 min and then at 114° C for 45 min. Then, the crude mixture was diluted with EtOAc and H₂O, the organic layer separated, dried (MgSO₄), filtered and the solvent concentrated in vacuo. The crude mixture was purified by chromatography (silica, MeOH in DCM 0/100 to 2/98) the desired fractions were collected and the solvent concentrated in vacuo to give a pale red oil. This material was then dissolved in EtOAc (50 mL) and treated dropwise with HCl (4 M in dioxane, 1.2 eq, and 3.55 mL). The mixture was stirred at room temperature for 30 min and then evaporated under vacuum. The slurry was treated with 120 mL of DIPE and stirred again for additional 40 min. The formed precipitate was filtered off, washed with DIPE, dried under vacuum to yield final compound **B-17a** as a hydrochloride salt (5.2 g, 61%) ¹H NMR (400 MHz, DMSO-*d*₆) δ ppm 0.94 (t, *J*=7.5 Hz, 3 H), 1.46 (sxt, *J*=7.4 Hz, 2 H), 1.69 - 1.82 (m, 2 H), 2.88 - 3.04 (m, 2 H), 2.96 (s, 3 H), 3.19 (br. d, *J*=12.5 Hz, 2 H), 3.75 - 3.98 (m, 4 H), 4.18 (t, *J*=6.5 Hz, 2 H), 4.34 (br. s., 2 H), 7.68 (d, *J*=1.2 Hz, 1 H), 8.00 (dd, *J*=8.5, 1.6 Hz, 1 H), 8.09 (dd, *J*=2.4, 1.6 Hz, 1 H), 8.13 (d, *J*=8.1 Hz, 1 H), 8.70 (d, *J*=1.6 Hz, 1 H), 8.75 (d, *J*=2.8 Hz, 1 H), 12.03 (br. s., 1 H).

20

25

Formation of B-17b

To a stirred solution of intermediate **I-30** (0.108 g, 0.3 mmol), morpholine (0.03 mL, 0.33 mmol) and acetic acid (0.017 mL, 0.3 mmol) in DCE (5 mL) was added triacetoxysodium borohydride (0.076 g, 0.3 mmol) and the mixture was stirred at room temperature overnight. Water and ethyl acetate were added, and the organic phase was separated, dried (MgSO₄), filtered and concentrated *in vacuo*. The crude mixture was purified by chromatography (silica, MeOH in DCM 0/100 to 10/90), the desired

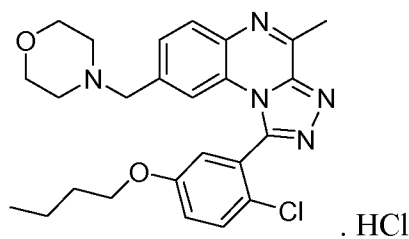
30

fractions were collected and concentrated *in vacuo*. The product was dissolved in dioxane (2mL), oxalic acid was added (0.024 g, 0.27 mmol), the mixture was stirred for 45 min, concentrated in vacuo and recrystallized from diethyl ether to yield final compound **B-17b** as an oxalate salt (0.084 g, 54%).

- 5 (Spectrum of the free base) ^1H NMR (300 MHz, $\text{DMSO-}d_6$) δ ppm 0.93 (t, $J=7.4$ Hz, 3 H), 1.45 (sxt, $J=7.4$ Hz, 2 H), 1.67 - 1.82 (m, 2 H), 2.37 (br. s., 4 H), 2.93 (s, 3 H), 3.50 (br. s., 4 H), 3.60 (s, 2 H), 4.11 (t, $J=6.5$ Hz, 2 H), 7.54 (s, 1 H), 7.55 (d, $J=8.8$ Hz, 1 H), 7.88 (br. s, 1 H), 8.01 (d, $J=8.1$ Hz, 1 H), 8.54 (s, 1 H), 8.66 (d, $J=2.5$ Hz, 1 H).

10 Example 18

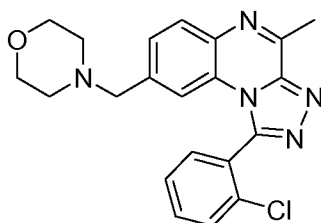
1-(5-Butoxy-2-chlorophenyl)-4-methyl-8-(morpholin-4-ylmethyl)[1,2,4]triazolo[4,3-a]quinoxaline hydrochloride (**B-18**)



- 15 **B-18** was synthesized as previously described for the synthesis of final compound **B-17a**. Starting from **B-6a** (0.2 g, 0.45 mmol) and intermediate compound **I-17** final compound **B-18** was obtained (0.03 g, 14%). ^1H NMR (300 MHz, $\text{DMSO-}d_6$) δ ppm 0.93 (t, $J=7.4$ Hz, 3 H), 1.44 (sxt, $J=7.3$ Hz, 2 H), 1.73 (quin, $J=6.9$ Hz, 2 H), 2.93 (br. s., 1 H), 2.97 (s, 3 H), 3.19 (br. s., 1 H), 3.77 (br. s., 2 H), 3.92 (br. s., 2 H), 3.98 - 4.14
- 20 (m, 2 H), 4.31 (br. s., 2 H), 5.76 (s, 2 H), 7.25 (br. s, 1 H), 7.33 - 7.50 (m, 2 H), 7.73 (d, $J=8.8$ Hz, 1 H), 7.96 (br. s., 1 H), 8.16 (d, $J=8.1$ Hz, 1 H), 11.31 (br. s., 1 H).

Example 19

- 25 1-(2-Chlorophenyl)-4-methyl-8-(morpholin-4-ylmethyl)[1,2,4]triazolo[4,3-a]-quinoxaline (**B-19**)

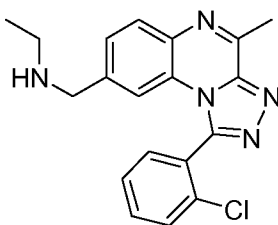


Morpholine (1.37 mL, 15.67 mmol) was added to a stirred solution of intermediate **I-16** (2.3 g, 7.12 mmol) dissolved in DCE (50 mL) and the mixture was heated at 80° C for

15 min under microwave irradiation (the reaction was divided in three batches). Then triacetoxysodium borohydride (1.81 g, 8.55 mmol) was added portionwise and the mixture was heated again at the same conditions as before for 20 min. The mixture was then quenched with H₂O and extracted with DCM. The organic layer was separated,
5 dried (Na₂SO₄), filtered and the solvent evaporated in vacuo. The crude compound was purified by chromatography (silica, MeOH in EtOAc 2/98 to 10/90) the desired fractions were collected and the solvent evaporated to yield final compound **B-19** as pale yellow solid that was further washed with diethyl ether/DIPE (1.6 g, 57%). ¹H NMR (400 MHz, CDCl₃) δ ppm 2.24 - 2.41 (m, 4 H), 3.08 (s, 3 H), 3.42 (s, 2 H), 3.53 -
10 3.69 (m, 4 H), 7.37 (d, *J*=1.2 Hz, 1 H), 7.49 (dd, *J*=8.3, 1.6 Hz, 1 H), 7.54 - 7.62 (m, 1 H), 7.64 - 7.75 (m, 3 H), 7.99 (d, *J*=8.3 Hz, 1 H).

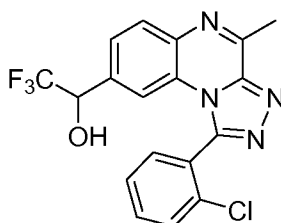
Example 20

15 N-**{[1-(2-Chlorophenyl)-4-methyl[1,2,4]triazolo[4,3-a]quinoxalin-8-yl]methyl}-ethanamine (B-20)**



Intermediate **I-16** (0.300 g, 0.93 mmol), ethylamine hydrochloride (0.227 mL, 2.78 mmol) and Et₃N (0.388 mL, 2.78 mmol) were dissolved in DCE (11 mL). To this
20 mixture 300 mg of MgSO₄ was added and everything was stirred at r.t. for 1.3 h. The solid was filtered off, and then MeOH (3 mL) followed by NaBH₄ (0.07 g, 1.85 mmol) were added to the filtrate and the solution was stirred at r.t. for additional 15 min. The r.m. was quenched with H₂O and extracted with DCM. The organic layers were separated, dried (MgSO₄), filtered and the solvent concentrated in vacuo. The crude
25 mixture was purified by chromatography (silica; MeOH in DCM 0/100 to 10/90) yielding final compound **B-20** as solid material (0.186 g, 57%). ¹H NMR (500 MHz, CDCl₃) δ ppm 1.03 (t, *J*=7.1 Hz, 3 H), 2.45 - 2.57 (m, 2 H), 3.08 (s, 3 H), 3.69 - 3.79 (m, 2 H), 7.27 (br. s., 1 H), 7.50 (d, *J*=8.4 Hz, 1 H), 7.53 - 7.59 (m, 1 H), 7.61 - 7.68 (m, 2 H), 7.70 (d, *J*=6.9 Hz, 1 H), 7.99 (d, *J*=8.1 Hz, 1 H).

30

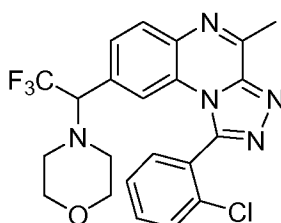
Example 21**1-[1-(2-Chlorophenyl)-4-methyl[1,2,4]triazolo[4,3-a]quinoxalin-8-yl]-2,2,2-trifluoroethanol(B-21)**

5

Trimethyl(trifluoromethyl) silane (0.105 g, 0.74 mmol) was added to a stirred suspension of intermediate **I-16** (0.2 g, 0.62 mmol) containing a catalytic amount of CsF (0.003 g, 0.025 mmol) in 1,2-dimethoxyethane (4 mL) at r.t. and under argon atmosphere. After being stirred for 30 min at r.t., the mixture was treated with HCl (1M
10 in H₂O, 1.24 mL) and stirred for further 15 min. Then the r.m. was diluted with EtOAc, the organic layer was separated, dried (Na₂SO₄), filtered and the solvent concentrated in vacuo. The crude product was purified by chromatography (silica, EtOAc in DCM 50/50) to give final compound **B-21** as pale yellow solid (0.12 g, 49.3%). (1:1 mixture of rotamers) ¹H NMR (400 MHz, DMSO-*d*₆) δ ppm 2.95 (s, 3 H), 5.06 - 5.25 (m, 1 H),
15 6.86 (br. s., 0.5 H), 6.94 (br. s., 0.5 H), 7.32 (s, 0.5 H), 7.38 (s, 0.5 H), 7.63 - 7.71 (m, 2 H), 7.71 - 7.76 (m, 1 H), 7.76 - 7.86 (m, 4 H), 8.07 (dd, *J*=8.3, 4.4 Hz, 1 H).

Example 22**1-(2-Chlorophenyl)-4-methyl-8-(2,2,2-trifluoro-1-morpholin-4-ylethyl)[1,2,4]triazolo[4,3-a]quinoxaline (B-22)**

20

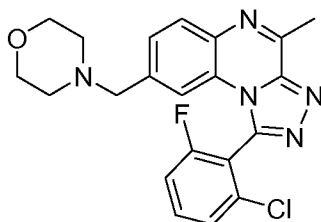


Methanesulphonyl chloride (0.079 mL, 1.02 mmol) was added to a stirred solution of final product **B-21** (0.08 g, 0.2 mmol) and pyridine (0.161 mL, 2.04 mmol) dissolved in
25 DCM (1 mL). The mixture was stirred at r.t. overnight, then it was basified with NaHCO₃ (sat. sol) and extracted with DCM. The organic layer was separated, dried (Na₂SO₄), filtered and the solvent concentrated in vacuo. Then, morpholine (0.528 mL, 6.11 mmol) was added to the crude residue and the r.m. was stirred at r.t. 4 h. The crude mixture was then diluted with H₂O and extracted with DCM, the organic layer

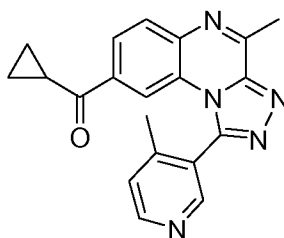
was separated, dried (Na₂SO₄), filtered and the solvent concentrated in vacuo. The crude product was purified by chromatography (silica, MeOH in EtOAc 0/100 to 5/95, and then with EtOAc in heptane 70/30 to 100/0) to give the desired compound only 75% pure. Thus the material was further purified by preparative HPLC on RP (C18 XBridge™ 19 x 100 5 μm), mobile phase (Gradient from 80% 0.1% NH₄CO₂CH₃ solution in H₂O, 20% CH₃CN to 0% 0.1% NH₄CO₂CH₃ solution in H₂O, 100% CH₃CN), yielding final compound **B-22** as white solid (0.007 g, 7.1 %). (1:1 mixture of rotamers) ¹H NMR (400 MHz, CDCl₃) δ ppm 2.37 - 2.45 (m, 2 H), 2.45 - 2.53 (m, 2 H), 3.10 (s, 3 H), 3.51 - 3.57 (m, 2 H), 3.58 - 3.70 (m, 2 H), 3.86 - 3.97 (m, 1 H), 7.41 (d, *J*=1.2 Hz, 0.5 H), 7.44 (br. s, 0.5 H), 7.49 - 7.55 (m, 1 H), 7.55 - 7.61 (m, 1 H), 7.63 - 7.68 (m, 2 H), 7.68 - 7.72 (m, 1 H), 8.07 (dd, *J*=8.3, 1.8 Hz, 1 H).

Example 23

1-(2-Chloro-6-fluorophenyl)-4-methyl-8-(morpholin-4-ylmethyl)[1,2,4]triazolo[4,3-a]quinoxaline (B-23)

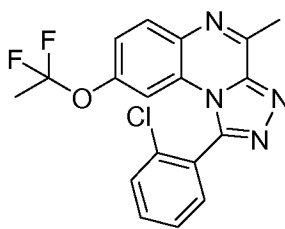


Morpholine (0.056 mL, 0.64 mmol) was added to a stirred solution of Intermediate **I-22** (0.1 g, 0.29 mmol) dissolved in DCE (5 mL) and the mixture was heated at 120° C for 15 min under microwave irradiation. Then sodium triacetoxy borohydride (0.075 g, 0.35 mmol) was added portionwise and the mixture was heated again at 80° C for 20 min under microwave irradiation. The r.m. was then quenched with H₂O and extracted with DCM. The organic layer was separated, dried (Na₂SO₄), filtered and the solvent evaporated in vacuo. The crude compound was purified by chromatography (silica, MeOH in EtOAc 2/98 to 10/90) the desired fractions were collected and the solvent evaporated to yield final compound **B-23** as pale yellow solid that was further washed with diethyl ether/DIPE (0.045 g, 37%). ¹H NMR (400 MHz, CHLOROFORM-*d*) δ ppm 2.25 - 2.41 (m, 4 H) 3.09 (s, 3 H) 3.39 - 3.52 (m, 2 H) 3.54 - 3.68 (m, 4 H) 7.32 (t, *J*=8.3 Hz, 1 H) 7.41 (br. s, 1 H) 7.47 - 7.51 (m, 1 H) 7.52 (d, *J*=8.3 Hz, 1 H) 7.68 (td, *J*=8.3, 5.8 Hz, 1 H) 8.01 (d, *J*=8.3 Hz, 1 H).

Example 24**Cyclopropyl[4-methyl-1-(4-methylpyridin-3-yl)[1,2,4]triazolo[4,3-a]quinoxalin-8-yl]methanone (B-24)**

5

Intermediate **I-28** (0.079 g, 0.231 mmol), was dissolved in DCM (0.6 mL), and MnO₂ (0.1 g, 1.155 mmol) was added. The mixture was stirred at r.t. for 4 h. The r.m. was then filtered over diatomaceous earth and concentrated under vacuum. The crude product was then purified by flash chromatography but since the compound was not pure enough the material was further purified by RP HPLC on (C18, LUNA® 19 x 100 5 µm), mobile phase (25 mM NH₄HCO₃ solution in H₂O, MeOH+CH₃CN) yielding final compound **B-24** as amorphous solid that was further triturated with pentane (0.007 g, 9%).

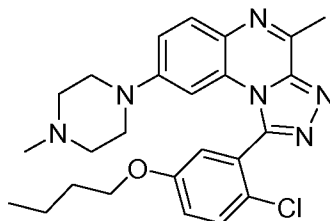
15 **Example 25****1-(2-Chlorophenyl)-8-(1,1-difluoroethoxy)-4-methyl[1,2,4]triazolo[4,3-a]-quinoxaline (B-25)**

20 In a polyethylene vial, Xenon difluoride (0.1 g, 0.59 mmol) followed by hydrogen fluoride-pyridine complex (1.26 g, 8.9 mmol) were added to a solution of intermediate **I-23** (0.1 g, 0.29 mmol) dissolved in DCM (1 mL). The vial was sealed and stirred overnight at r.t. After this time the r.m. was diluted with DCM (10 mL) and quenched by slow addition of NaOH (2M in H₂O) until basic pH. The organic phase was then separated, dried (Na₂SO₄), filtered and concentrated in vacuo. The crude compound was purified by chromatography (silica, EtOAc in CH₂Cl₂ 30/70 to 50/50), the desired fractions were collected and concentrated in vacuo, the solid compound obtained was then washed with DIPE to give final product **B-25** as pale yellow solid (0.03 g, 27%).¹H NMR (400 MHz, CDCl₃) δ ppm 1.85 (t, *J*=13.5 Hz, 3 H) 3.08 (s, 3 H) 7.13 (d,

$J=2.8$ Hz, 1 H) 7.32 (dd, $J=8.8$, 2.5 Hz, 1 H) 7.52 - 7.59 (m, 1 H) 7.62 - 7.71 (m, 3 H) 8.02 (d, $J=8.8$ Hz, 1 H).

Example 26

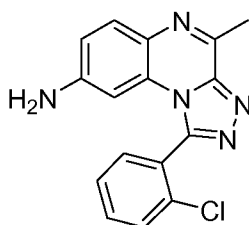
5 1-(5-Butoxy-2-chlorophenyl)-4-methyl-8-(4-methylpiperazin-1-yl)[1,2,4]triazolo-[4,3-a]quinoxaline (B-26)



To a solution of compound **B-6a** (0.23 g, 0.51 mmol) in toluene (5 mL), $\text{Pd}_2(\text{dba})_3$ (0.014 g), XantPhos (0.024 g, 0.05 mmol) and Cs_2CO_3 (0.33 g, 1.03 mmol) were added.
 10 The r.m. was stirred for 10 min at r.t. and then N-methyl-piperazine (0.062 mL, 0.56 mmol) was added. Then, the r.m. was stirred in a sealed tube at 100° C for 5 h. After cooling to r.t. the mixture was then diluted with EtOAc and H_2O , the organic phase was separated, dried (Na_2SO_4), filtered and concentrated in vacuo. The crude compound was purified by chromatography (silica, MeOH in DCM 0/100 to 3/97), the desired
 15 fractions were collected and concentrated in vacuo, and the solid compound obtained was then re-crystallized with DIPE-MeOH (~40:1) yielding final compound **B-26** (0.077 g, 32%). ^1H NMR (300 MHz, $\text{DMSO}-d_6$) δ ppm 0.91 (t, $J=7.4$ Hz, 3 H), 1.42 (sxt, $J=7.3$ Hz, 2 H), 1.62 - 1.78 (m, 2 H), 2.17 (s, 3 H), 2.30 (br. t, $J=4.3$, 4.3 Hz, 4 H), 2.85 (s, 3 H), 2.94 (br. d, $J=3.3$ Hz, 2 H), 4.05 (t, $J=6.5$ Hz, 2 H), 6.43 (d, $J=1.9$ Hz, 1
 20 H), 7.23 - 7.38 (m, 2 H), 7.43 (d, $J=2.7$ Hz, 1 H), 7.71 (d, $J=8.9$ Hz, 1 H), 7.82 (d, $J=9.1$ Hz, 1 H).

Example 27

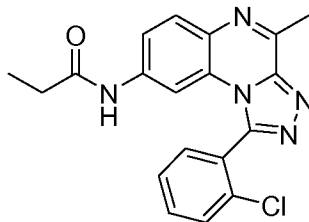
25 1-(2-Chlorophenyl)-4-methyl[1,2,4]triazolo[4,3-a]quinoxalin-8-amine (B-27)



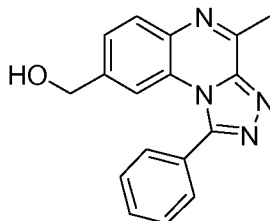
To a solution of compound **B-3a** (0.05 g, 0.134 mmol) in toluene (2 mL), sodium *tert*-butoxide (0.018 g, 0.19 mmol), (\pm) BINAP (0.013 g, 0.021 mmol), $\text{Pd}_2(\text{dba})_3$ (0.008 g, 0.009 mmol) and benzophenone imine (0.03 mL, 0.174 mmol) were added at r.t. The

r.m. was then heated at 120° C for 1 h. After cooling, a solution of HCl (1 M in H₂O)/THF (1:1, 10 mL) was added and the mixture was stirred for an additional h. Then, the mixture was washed with EtOAc, the aq. layer was basified with NaHCO₃ (sat. sol.) and extracted with EtOAc. The combined organic layers were separated,
5 dried (Na₂SO₄), filtered and concentrated in vacuo. The residue was purified by chromatography (MeOH-NH₃ in DCM from 0/100 to 5/95) to give final product **B-27** as pale yellow solid (0.015 g, 36.2%). ¹H NMR (400 MHz, CDCl₃) δ ppm 3.01 (s, 3 H), 3.88 (br. s, 2 H), 6.36 (d, *J*=2.5 Hz, 1 H), 6.86 (dd, *J*=8.8, 2.3 Hz, 1 H), 7.49 - 7.58 (m, 1 H), 7.61 - 7.65 (m, 2 H), 7.65 - 7.69 (m, 1 H), 7.82 (d, *J*=8.6 Hz, 1 H).

10

Example 28**N-[1-(2-Chlorophenyl)-4-methyl[1,2,4]triazolo[4,3-a]quinoxalin-8-yl]propanamide (B-28)**

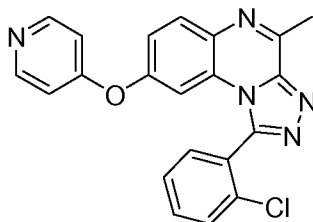
15 To a solution of propionic acid (0.055 g, 0.178 mmol), HATU (0.08 g, 0.213 mmol) and DIPEA (0.036 mL, 0.213 mmol) in DMF (1 ml) was added a solution of **B-27** (0.055 g, 0.178 mmol) in DCM. The r.m. was stirred at r.t. for 2 h and then quenched with H₂O and extracted with DCM. The organic extracts were separated, dried (Na₂SO₄) and evaporated till dryness. The crude compound was purified by
20 chromatography (silica, MeOH in DCM 0/100 to 5/95) to give the desired compound only 92% pure. This material was further purified by RP HPLC on C18 (XBridge™ 19 x 100 5 μm). Mobile phase (Gradient from 80% 0.1% NH₄CO₃H/NH₄OH pH 9 solution in H₂O, 20% CH₃CN to 0% 0.1% NH₄CO₃H/NH₄OH pH 9 solution in H₂O, 100% CH₃CN), yielding final compound **B-28** as white solid (0.007 g, 11%). ¹H NMR
25 (500 MHz, DMSO-*d*₆) δ ppm 0.99 (t, *J*=7.7 Hz, 3 H), 2.24 (q, *J*=7.5 Hz, 2 H), 2.89 (s, 3 H), 7.46 (dd, *J*=8.7, 2.0 Hz, 1 H), 7.60 - 7.68 (m, 1 H), 7.75 (d, *J*=7.5 Hz, 1 H), 7.77 (d, *J*=3.8 Hz, 2 H), 7.95 (d, *J*=8.7 Hz, 1 H), 8.15 (d, *J*=1.7 Hz, 1 H), 10.20 (s, 1 H).

Example 29**(4-Methyl-1-phenyl[1,2,4]triazolo[4,3-a]quinoxalin-8-yl)methanol (B-29)**

- 5 Compound **B-2a** (1 g, 3 mmol) was dissolved in THF (10 mL) and then lithium aluminium hydride (1M in diethyl ether, 9 mL) was added dropwise at 0° C. The r.m. was stirred at this temperature for 30 min. The mixture was then quenched with NH₄Cl (sat. sol.) and extracted with DCM. The organic layer was separated, dried (Na₂SO₄) and the solvent evaporated in vacuo. The crude residue was purified by
- 10 chromatography (silica, MeOH in EtOAc 0/100 to 0/90) to give a sticky oil that was found to be an over-reduced product (the compound was reduced both in the carboxyl moiety and in one of the double bonds of the aromatic system). Thus, this material (0.7 g, 2.4 mmol) was dissolved in toluene (30 mL) and Pd-C (10%, 0.2 g) was added. The reaction mixture was heated in a sealed tube at 150° C for 5 h. Then the r.m. was
- 15 filtered off over a diatomaceous earth pad, and the filtrate washed several times with a solution of DCM/MeOH (9:1) to give the desired compound 50% pure. This material was further purified by RP HPLC on C18 (XBridge™ 30 x 100 5 μm). Mobile phase (Gradient from 80% 0.1% NH₄CO₃H/NH₄OH pH 9 solution in H₂O, 20% CH₃CN to 0% 0.1% NH₄CO₃H/NH₄OH pH 9 solution in H₂O, 100% CH₃CN), yielding compound
- 20 **B-29** as white solid (0.02 g, 3%). ¹H NMR (400 MHz, CDCl₃) δ ppm 1.73 (t, *J*=5.9 Hz, 1 H), 3.07 (s, 3 H), 4.64 (d, *J*=5.8 Hz, 2 H), 7.49 - 7.56 (m, 2 H), 7.58 - 7.75 (m, 5 H), 8.02 (d, *J*=8.3 Hz, 1 H).

Example 30

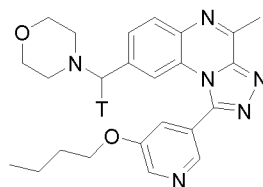
- 25 **1-(2-Chlorophenyl)-4-methyl-8-(pyridin-4-yloxy)[1,2,4]triazolo[4,3-a]quinoxaline (B-30)**



- Potassium hexamethyldisilazide (KHMDs) (0.258 g, 1.3 mmol) was added to a stirred
- 30 solution of **B-13** (0.1 g, 0.322 mmol) in DMF (1.2 mL) and the r.m. was stirred at r.t.

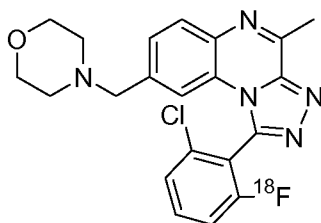
for 10 min. To this mixture 4-chloropyridine hydrochloride (0.063 g, 0.418 mmol) and then K_2CO_3 (0.054 g, 0.386 mmol) were added and the mixture was heated in a sealed tube at $180^\circ C$ for 5h. The r.m. was quenched with H_2O and extracted with DCM. The organic layer was separated, dried (Na_2SO_4), filtered and the solvent evaporated in vacuo. The crude product was purified by chromatography (silica; MeOH in EtOAc 0/100 to 5/95), the desired fractions were collected and concentrated in vacuo to give a yellow oil that was made solid by addition of diethyl ether. The solid compound obtained was filtered off, washed again with diethyl ether to yield finally **B-30** as pale yellow solid (0.02 g, 16 %). 1H NMR (400 MHz, $CDCl_3$) δ ppm 3.08 (s, 3 H), 6.73 (d, $J=2.3$ Hz, 1 H), 6.82 - 6.87 (m, 2 H), 7.32 - 7.36 (m, 1 H), 7.36 - 7.39 (m, 1 H), 7.39 - 7.49 (m, 2 H), 7.58 (dd, $J=7.3, 1.7$ Hz, 1 H), 8.10 (d, $J=9.0$ Hz, 1 H), 8.50 - 8.56 (m, 2 H).

1-(5-Butoxypyridin-3-yl)-4-methyl-8-(morpholin-4-yl-[3H]methyl)[1,2,4]triazolo [4,3-a]quinoxaline ([3H]B-17a)



Intermediate compound **I-30** (0.002 g, 5.53 μ mol) was dissolved in dichloromethane (0.1 mL) in a dry wheaton vial. Morpholine (0.271 mL, 27.67 μ mol) and titanium tetra(isopropoxide) (0.82 mL, 27.67 μ mol) were added under argon atmosphere and stirred overnight at room temperature. The reaction mixture was transferred to a tritiation ampoule and attached to a tritium manifold (RC Tritec). Dichloromethane was lyophilized of and replaced by dry THF (0.2 mL). The mixture was lyophilized again and Platinum on carbon (4 mg, 5%) was added together with dry THF (0.2 mL). The reaction mixture was degassed (3x) and placed under tritium atmosphere (750 mbar at room temperature) for 60 minutes at room temperature. The tritium atmosphere was removed and the volatile components lyophilized to a waste ampoule. The crude mixture was rinsed and lyophilized with MeOH (3 x 0.15 mL), filtered over an acrodisk® and dissolved in ethanol (10 mL). This stock solution was purified over prep-HPLC and resulted in 230 MBq with a radiochemical purity of >98% and specific activity of 726 GBq/mmol.

Radiosynthesis Production of [¹⁸F]fluoride and of 1-(2-Chloro-6-[¹⁸F]fluorophenyl)-4-methyl-8-(morpholin-4-ylmethyl)[1,2,4]triazolo[4,3-a]quinoxaline ([¹⁸F]B-23)



5

[¹⁸F]fluoride ([¹⁸F]F⁻) was produced by an [¹⁸O(p,n)¹⁸F] reaction by irradiation of 2 mL of 97% enriched [¹⁸O]H₂O (Rotem HYOX18, Rotem Industries, Beer Sheva, Israel) in a niobium target using 18-MeV protons from a Cyclone 18/9 cyclotron (Ion Beam Applications, Louvain-la-Neuve, Belgium). After irradiation, the resultant [¹⁸F]F⁻ was separated from [¹⁸O]H₂O using a SepPak™ Light Accell plus QMA anion exchange cartridge (Waters, CO₃²⁻ form). [¹⁸F]F⁻ was eluted from the cartridge using a mixture of 0.38 mL of a solution containing K₂CO₃ (0.00247 g) and Kryptofix 222 (0.00279 g) dissolved in H₂O/MeCN (0.75 mL; 5:95 v/v) and 0.38 mL MeCN. The solution was evaporated under a stream of helium at 80 °C and 35 watt by applying microwave heating and further dried by azeotropic distillation using MeCN (1 mL) at a temperature of 80 °C and a power of 35 watt in the microwave cavity. The precursor for the radiolabeling, **I-35** (0.0013 g, 0.0029 mmol) was dissolved in anhydrous DMF (0.35 mL), this solution was added to the dried [¹⁸F]F⁻/K₂CO₃/Kryptofix[®] 222 complex, and the nucleophilic substitution reaction was carried out using microwave heating at 140 °C and 50 watt for 6 min. Next, the crude mixture was diluted with 0.05 M NaOAc buffer pH 5.5 (0.6 mL) and injected onto the HPLC system consisting of a semi-preparative XBridge™ column (C₁₈, 5 μm, 4.6 mm × 150 mm; Waters) that was eluted with a mixture of 0.05 M NaOAc buffer pH 5.5 and EtOH (73:27 v/v) at a flow rate of 1 mL/min. UV detection of the HPLC eluate was performed at 254 nm. The radiolabeled product [¹⁸F]B-23 was collected after about 25 min. The collected peak corresponding to [¹⁸F]B-23 was then diluted with saline (Mini Plasco[®], Braun, Melsungen, Germany) to obtain a final EtOH concentration of < 10% and the solution was sterile filtered through a 0.22 μm membrane filter (Millex[®]-GV, Millipore). The purity of the radiotracer was analyzed using an HPLC system consisting of an XBridge™ column (C₁₈, 5 μm, 4.6 mm × 150 mm; Waters) eluted with a mixture of 0.05 M NaOAc buffer pH 5.5 and EtOH (65:35 v/v) at a flow rate of 1 mL/min (Rt = 7.5 min). UV detection of the HPLC eluate was performed at 254 nm. [¹⁸F]B-23 was

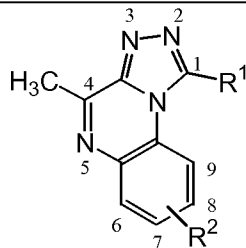
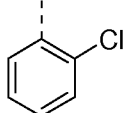
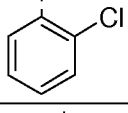
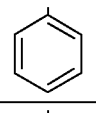
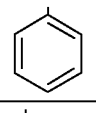
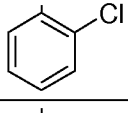
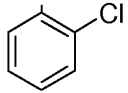
synthesized in 45% radiochemical yield (relative to starting radioactivity [^{18}F] F^- , decay corrected, n=6). The radiochemical purity as examined using the above described analytical HPLC system was >99% and the average specific radioactivity was found to be 215 GBq/ μmol at EOS (n=6).

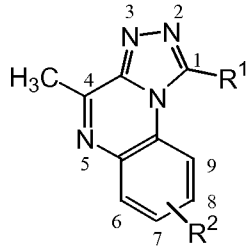
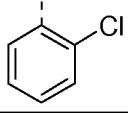
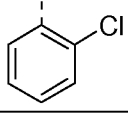
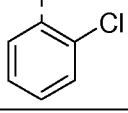
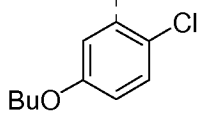
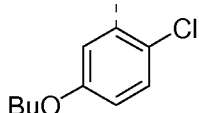
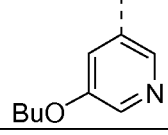
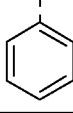
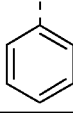
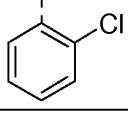
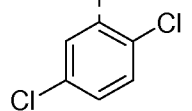
5

Table 1.

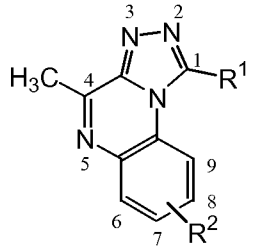
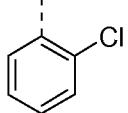
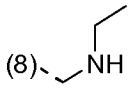
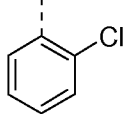
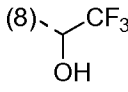
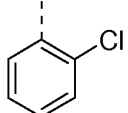
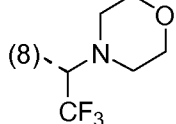
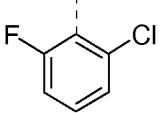
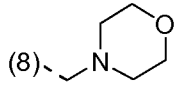
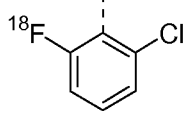
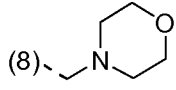
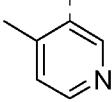
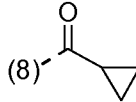
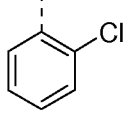
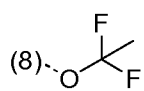
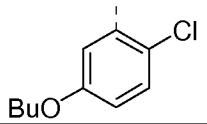
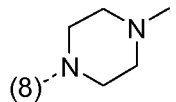
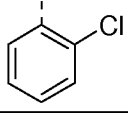
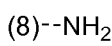
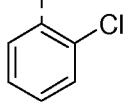
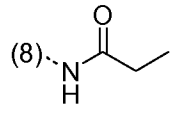
The following compounds were prepared following the methods exemplified in the Experimental Part (Ex. No.). Compounds exemplified and described in the experimental part are marked with an asterisk *. Bu means 1-butyl. Compound **151** was isolated as the free base and also converted to a hydrochloride salt (compound **151a**).

10

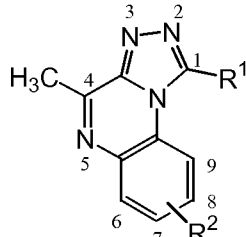
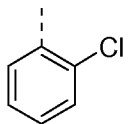
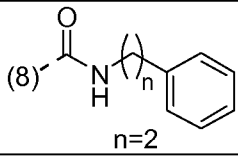
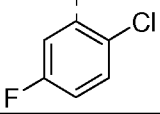
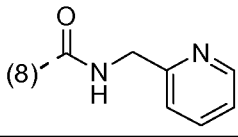
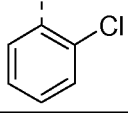
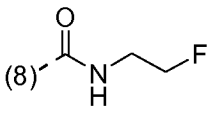
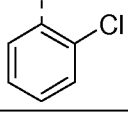
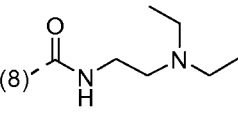
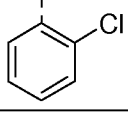
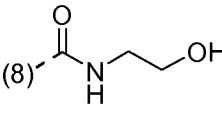
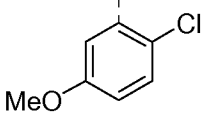
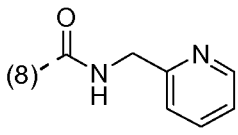
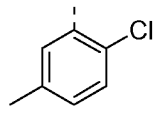
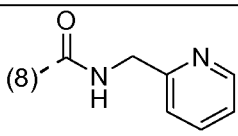
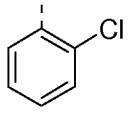
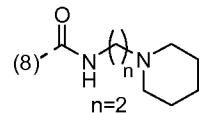
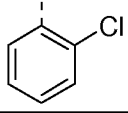
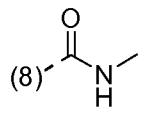
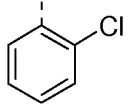
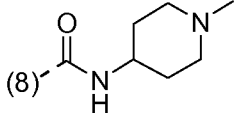
				
Co. no.	Ex. no.	R ¹	R ²	Salt form
B-1a	E1*		(8)--CO C_2H_5	
B-1b	E1*		(7)--CO C_2H_5	
B-2a	E2*		(8)--CO C_2H_5	
B-2b	E2*		(7)--CO C_2H_5	
B-3a	E3*		(8)--Br	
B-3b	E3*		(7)--Br	

				
Co. no.	Ex. no.	R ¹	R ²	Salt form
B-4a	E4*		(8)--OCF ₃	
B-4b	E4*		(7)--OCF ₃	
B-5	E5*		(8)--OMe	
B-6a	E6*		(8)--Br	
B-6b	E6*		(7)--Br	
B-7	E7*		(8)--Br	
B-8	E8*		(8)-C(=O)OCH ₂ Ph	
B-9	E9*		(8)-C(=O)NHCH ₂ Ph	
B-10	E10*		(8)-C(=O)NHCH ₂ CH ₃	
B-11	E11*		(8)-C(=O)NHCH ₂ Ph	

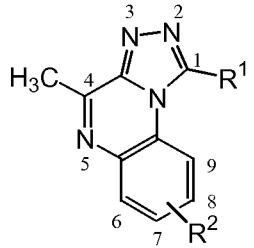
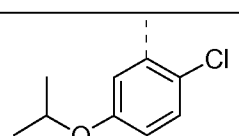
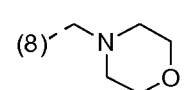
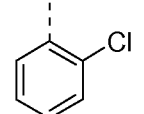
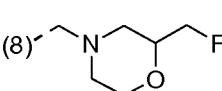
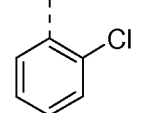
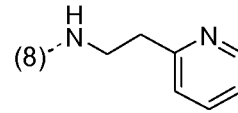
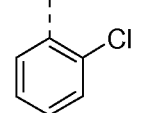
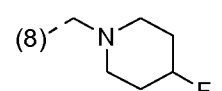
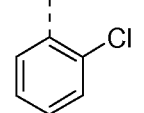
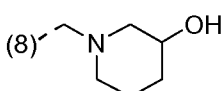
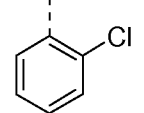
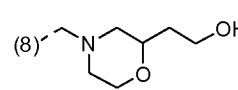
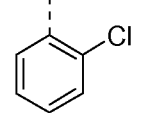
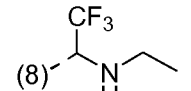
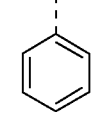
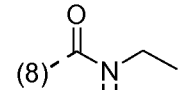
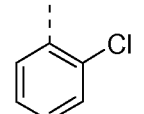
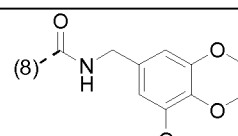
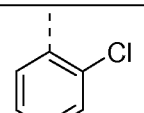
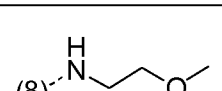
Co. no.	Ex. no.	R ¹	R ²	Salt form
B-12	E12*		(8)-	
B-13	E13*		(8)--OH	
B-14	E14*		(8)-	
B-15	E15*		(8)-	
B-16	E16*		(8)-	
B-17a	E17a*		(8)-	.2HCl
[³H]B-17a	[³H]B-17a*		(8)-	
B-17b	E17b*		(8)-	.x C ₂ H ₂ O ₄
B-18	E18*		(8)-	.HCl
B-19	E19*		(8)-	

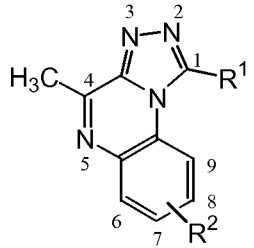
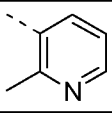
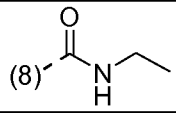
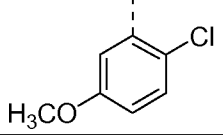
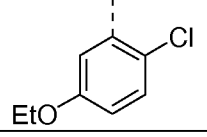
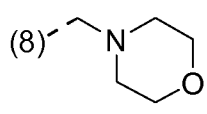
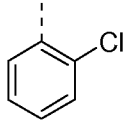
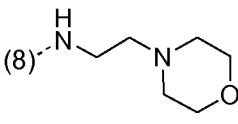
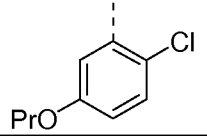
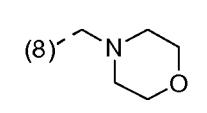
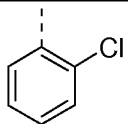
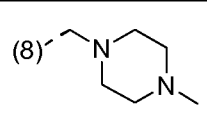
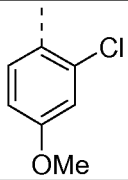
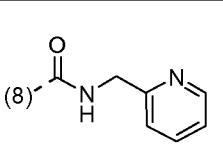
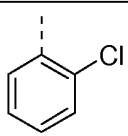
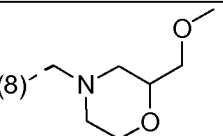
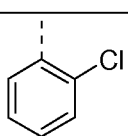
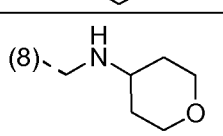
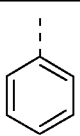
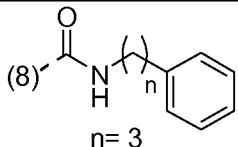
				
Co. no.	Ex. no.	R ¹	R ²	Salt form
B-20	E20*		(8)- 	
B-21	E21*		(8)- 	
B-22	E22*		(8)- 	
B-23	E23*		(8)- 	
[¹⁸ F]B-23	[¹⁸ F]B-23*		(8)- 	
B-24	E24*		(8)- 	
B-25	E25*		(8)- 	
B-26	E26*		(8)- 	
B-27	E27*		(8)- 	
B-28	E28*		(8)- 	

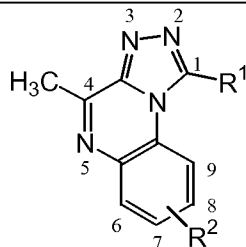
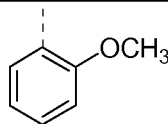
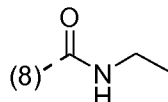
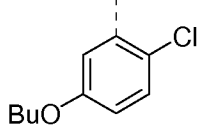
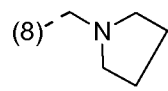
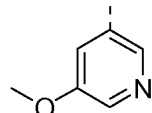
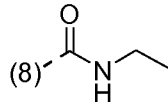
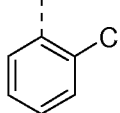
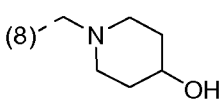
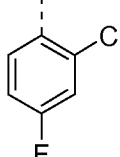
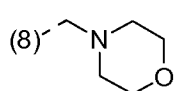
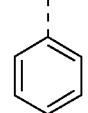
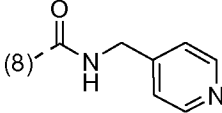
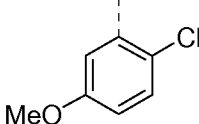
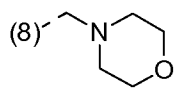
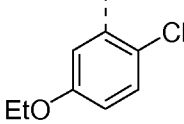
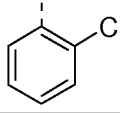
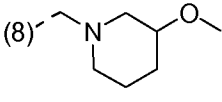
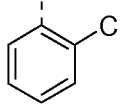
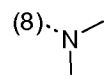
Co. no.	Ex. no.	R ¹	R ²	Salt form
B-29	E29*		(8)-CH ₂ OH	
B-30	E30*		(8)-O-C ₅ H ₄ N	
B-31	E9		(8)-NH-CH ₂ -C ₅ H ₃ NF	
B-32	E9		(8)-NH-CH ₂ -C ₅ H ₃ NF	
B-33	E9		(8)-NH-CH ₂ -CH ₃	
B-34	E9		(8)-NH-CH ₂ -C ₆ H ₅	
B-35	E9		(8)-NH-CH ₂ -C ₅ H ₄ N	
B-36	E9		(8)-NH-CH ₂ -N(CH ₂) _n -O, n=2	
B-37	E9		(8)-NH-CH ₂ -CH ₂ -OCH ₃	

				
Co. no.	Ex. no.	R ¹	R ²	Salt form
B-38	E9			
B-39	E11			
B-40	E9			
B-41	E9			
B-42	E9			
B-43	E11			
B-44	E11			
B-45	E9			
B-46	E9			
B-47	E9			

Co. no.	Ex. no.	R ¹	R ²	Salt form
B-48	E9			
B-49	E9			
B-50	E20			
B-51	E9			
B-52	E9			
B-53	E9			
B-54	E9			
B-55	E19			
B-56	E9			
B-57	E19			

				
Co. no.	Ex. no.	R ¹	R ²	Salt form
B-58	E17b			. HCl
B-59	E19			
B-60	E16			
B-61	E19			
B-62	E19			
B-63	E19			
B-64	E22			
B-65	E9			
B-66	E9			
B-67	E16			

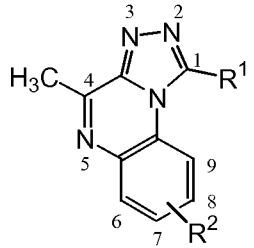
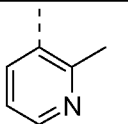
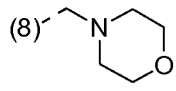
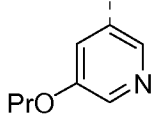
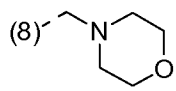
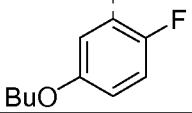
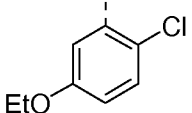
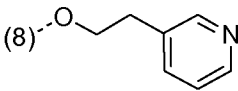
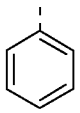
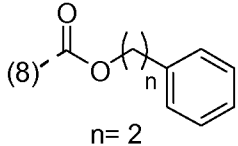
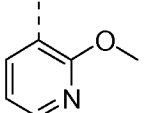
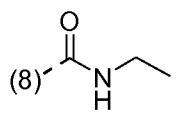
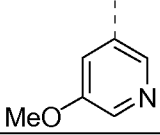
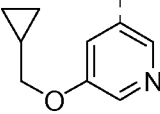
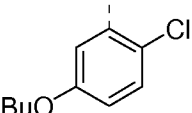
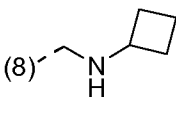

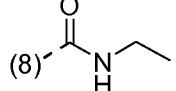
				
Co. no.	Ex. no.	R ¹	R ²	Salt form
B-68	E9			
B-69	E6		(8)-Br	
B-70	E17b			. HCl
B-71	E16			
B-72	E17b			. HCl
B-73	E19			
B-74	E11			
B-75	E17b			. 1.5 HCl
B-76	E20			
B-77	E9			

				
Co. no.	Ex. no.	R ¹	R ²	Salt form
B-78	E9			
B-79	E17b			. HCl
B-80	E9			
B-81	E19			
B-82	E19			
B-83	E9			
B-84	E17a			
B-85	E6		(8)--Br	
B-86	E19			
B-87	E16			

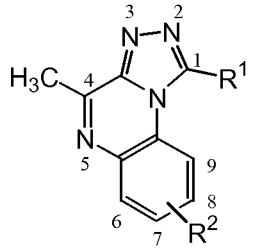
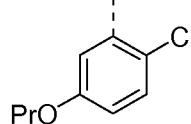
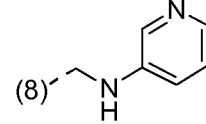
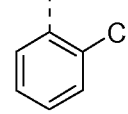
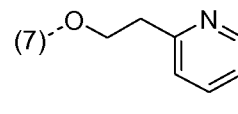
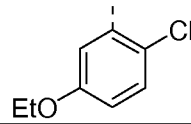
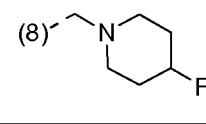
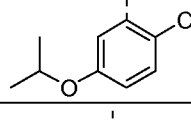
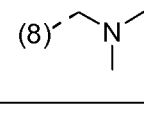
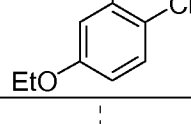
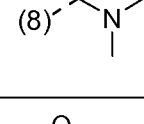

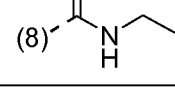
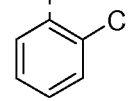
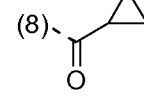
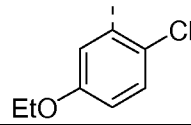
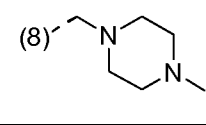
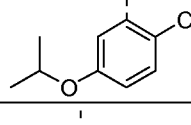
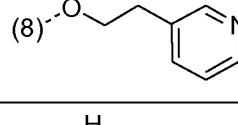
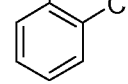
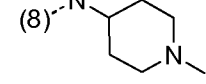
Co. no.	Ex. no.	R ¹	R ²	Salt form
B-88	E19			
B-89	E19			
B-90	E20			
B-91	E19			
B-92	E6			
B-93	E19			
B-94	E19			
B-95	E5			
B-96	E3		H	
B-97	E19			

Co. no.	Ex. no.	R ¹	R ²	Salt form
B-98	E12		(8)-	
B-99	E20		(8)-	
B-100	E6		(8)-Br	
B-101	E20		(8)-	
B-102	E26		(8)-	
B-103	E20		(8)-	. HCl
B-104	E9		(8)-	
B-105	E19		(8)-	
B-106	E19		(8)-	
B-107	E19		(8)-	

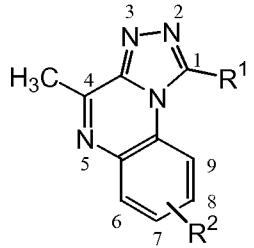
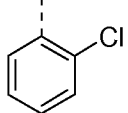
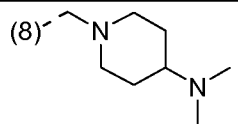
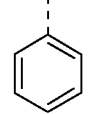
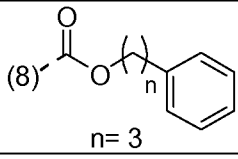
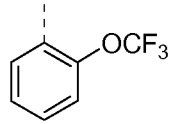
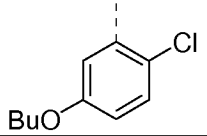
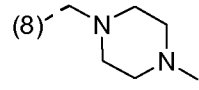
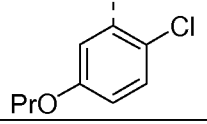
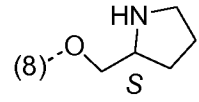
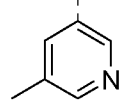
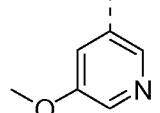
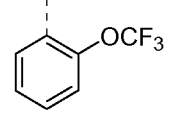
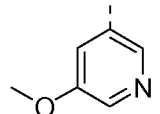
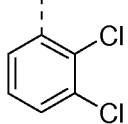
Co. no.	Ex. no.	R ¹	R ²	Salt form
B-108	E11			
B-109	E9			
B-110	E19			
B-111	E20			
B-112	E17b			.0.4 HCl
B-113	E15			
B-114	E19			
B-115	E26			
B-116	E15			
B-117	E26			

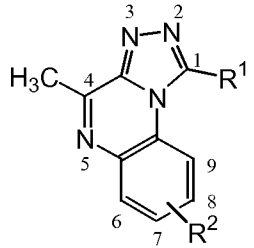
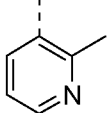
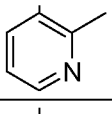
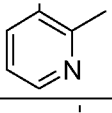
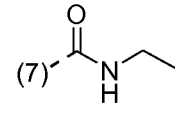
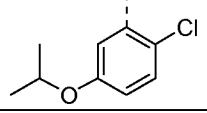
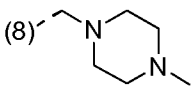
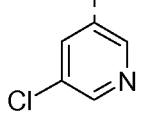
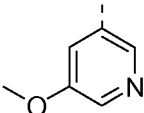
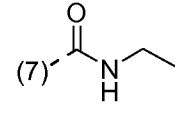
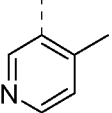
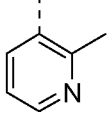
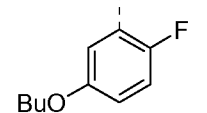
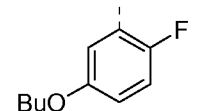
				
Co. no.	Ex. no.	R ¹	R ²	Salt form
B-118	E19		(8)- 	
B-119	E17b		(8)- 	. HCl
B-120	E5		(8)--CN	
B-121	E15		(8)- 	
B-122	E8		(8)-  n=2	
B-123	E9		(8)- 	
B-124	E7		(8)--Br	
B-125	E7		(8)--Br	
B-126	E20		(8)- 	
B-127	E9		(8)- 	

Co. no.	Ex. no.	R ¹	R ²	Salt form
B-128	E19			
B-129	E19			
B-130	E15			
B-131	E3		(8)--Br	
B-132	E19			
B-133	E20			.x HCl
B-134	E17b			. 0.5 HCl
B-135	E19			
B-136	E19			
B-137	E19			

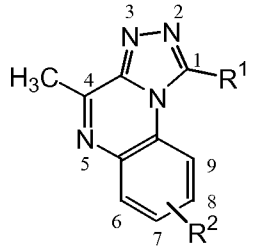
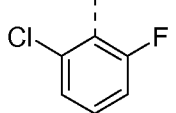
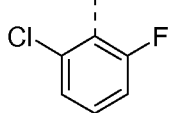

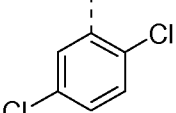
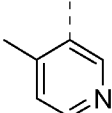
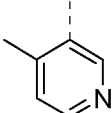

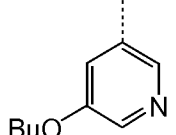

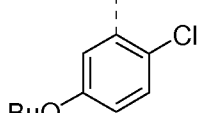
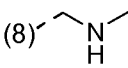
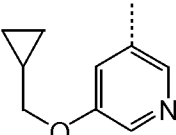
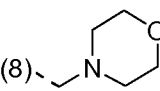
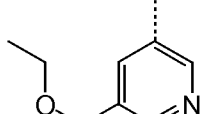
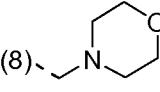
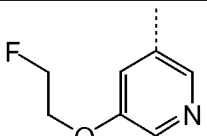
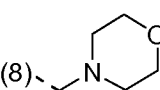
				
Co. no.	Ex. no.	R ¹	R ²	Salt form
B-138	E20			.x HCl
B-139	E15			
B-140	E17b			. 0.4 HCl
B-141	E19			
B-142	E19			
B-143	E9			
B-144	E24			
B-145	E17b			. 2 HCl
B-146	E15			
B-147	E16			

Co. no.	Ex. no.	R ¹	R ²	Salt form
B-148	E20		(8)	. HCl
B-149	E20		(8)	
B-150	E20		(8)	. 1.4 HCl
B-151	E20		(8)	
B-151a	E20		(8)	. HCl
B-152	E20		(8)	
B-153	E20		(8)	. 0.6 HCl
B-154	E7		(8) --Br	
B-155	E20		(8)	. 1.5 HCl
B-156	E20		(8)	. 1.2 HCl

				
Co. no.	Ex. no.	R ¹	R ²	Salt form
B-157	E19			
B-158	E8			
B-159	E5		(8)--Br	
B-160	E20			. 1.4 HCl
B-161	E15			. HCl
B-162	E7		(8)--CF ₃	
B-163	E4		(8)--CF ₃	
B-164	E5		(8)--OMe	
B-165	E4		(8)--OCF ₃	
B-166	E3		(8)--Br	

				
Co. no.	Ex. no.	R ¹	R ²	Salt form
B-167	E4		(8)--CF ₃	
B-168	E4		(8)--OCF ₃	
B-169	E9			
B-170	E17b			. 1.5 HCl
B-171	E7		(8)--Br	
B-172	E9			
B-173	E7		(8)--OCH ₃	
B-174	E1		H	
B-175	E3		(7)--Br	
B-176	E5		(7)--CN	

Co. no.	Ex. no.	R ¹	R ²	Salt form
B-177	E5		H	
B-178	E20			. HCl
B-179	E9			
B-180	E9			
B-181	E9			
B-182	E9			
B-183	E7		H	
B-184	I13*			
B-185	I14*			
B-186a	I20*		(8)--Br	

				
Co. no.	Ex. no.	R ¹	R ²	Salt form
B-186b	I20*		(7)--Br	
B-187	I21*		(8)- 	
B-188	I24*		(8)--Br	
B-189	I25*		(8)--Br	
B-190	I26*		(8)- 	
B-191	I29*		(8)- 	
B-192	E20		(8)- 	2HCl
B-193	E17b		(8)- 	HCl
B-194	E17a		(8)- 	HCl
B-195	E19		(8)- 	

Co. no.	Ex. no.	R ¹	R ²	Salt form
B-196	E19			
B-197	E17b			2HCl
B-198	E17a			1.5HCl
B-199	E17b			1.5HCl
B-200	E20			1.7HCl
B-201	E17b			1.6HCl
B-202	E19			
B-203	E19			
B-204	E17a			HCl

Co. no.	Ex. no.	R ¹	R ²	Salt form
B-205	E17b			1.5HCl
B-206	E17b			1.6HCl
B-207	E20			1.8HCl
B-208	E17b			1.7HCl
B-209	E20			HCl
B-210	E20			1.7HCl
B-211	E20			HCl
B-212	E17b			HCl
B-213	E20			2.1HCl

ANALYTICAL PART**LCMS**

For LC-MS characterization of the compounds of the present invention, the following methods were used.

5 General procedure A

The HPLC measurement was performed using an HP 1100 (Agilent Technologies) system comprising a pump (quaternary or binary) with degasser, an autosampler, a column oven, a diode-array detector (DAD) and a column as specified in the respective methods below. Flow from the column was split to the MS spectrometer. The MS
10 detector was configured with either an electrospray ionization source or an ESCI dual ionization source (electrospray combined with atmospheric pressure chemical ionization). Nitrogen was used as the nebulizer gas. The source temperature was maintained at 140 °C. Data acquisition was performed with MassLynx-Openlynx software.

15 General procedure B

The UPLC (Ultra Performance Liquid Chromatography) measurement was performed using an Acquity UPLC (Waters) system comprising a sampler organizer, a binary pump with degasser, a four column's oven, a diode-array detector (DAD) and a column as specified in the respective methods below. Column flow was used without split to
20 the MS detector. The MS detector was configured with an ESCI dual ionization source (electrospray combined with atmospheric pressure chemical ionization). Nitrogen was used as the nebulizer gas. The source temperature was maintained at 140 °C. Data acquisition was performed with MassLynx-Openlynx software.

General procedure C

25 The LC measurement was performed using an Acquity UPLC (Waters) system comprising a binary pump, a sample organizer, a column heater (set at 55 °C), a diode-array detector (DAD) and a column as specified in the respective methods below. Flow from the column was split to a MS spectrometer. The MS detector was configured with an electrospray ionization source. Mass spectra were acquired by scanning from 100 to
30 1000 in 0.18 seconds using a dwell time of 0.02 seconds. The capillary needle voltage was 3.5 kV and the source temperature was maintained at 140 °C. Nitrogen was used as the nebulizer gas. Data acquisition was performed with a Waters-Micromass MassLynx-Openlynx data system.

General procedure D

35 The HPLC measurement was performed using an Agilent 1100 module comprising a pump, a diode-array detector (DAD) (Agilent 1200) (wavelength used 254 nm), a column heater and a column as specified in the respective methods below. Flow from

the column was split to a Agilent MSD Serie G1956A. MS detector was configured with API-ES (atmospheric pressure electrospray ionization). Mass spectra were acquired by scanning from 105 to 1400. The capillary needle voltage was 3000 V for positive ionization mode. Fragmentation voltage was 70 V. Drying gas temperature was maintained at 350 °C at a flow of 12 l/min.

Method 1

In addition to the general procedure A: Reversed phase HPLC was carried out on a Sunfire-C18 column (2.5 µm, 2.1 x 30 mm) from Waters, with a flow rate of 1.0 ml/min, at 60°C. The gradient conditions used are: 95 % A (0.5 g/l ammonium acetate solution + 5 % of acetonitrile), 2.5 % B (acetonitrile), 2.5 % C (methanol) to 50 % B, 50 % C in 6.5 minutes, kept till 7.0 minutes and equilibrated to initial conditions at 7.3 minutes until 9.0 minutes. Injection volume 2 µl. High-resolution mass spectra (Time of Flight, TOF detector) were acquired by scanning from 100 to 750 in 0.5 seconds using a dwell time of 0.3 seconds. The capillary needle voltage was 2.5 kV for positive ionization mode and 2.9 kV for negative ionization mode. The cone voltage was 20 V for both positive and negative ionization modes. Leucine-Enkephaline was the standard substance used for the lock mass calibration.

Method 2

In addition to the general procedure B: Reversed phase UPLC was carried out on a BEH-C18 column (1.7 µm, 2.1 x 50 mm) from Waters, with a flow rate of 1.0 ml/min, at 50°C without split to the MS detector. The gradient conditions used are: 95 % A (0.5 g/l ammonium acetate solution + 5 % acetonitrile), 5 % B (acetonitrile), to 40 % A, 60 % B in 4.4 minutes, to 5 % A, 95 % B in 5.6 minutes, kept till 5.8 minutes and equilibrated to initial conditions at 6.0 minutes until 7.0 minutes. Injection volume 0.5 µl. Low-resolution mass spectra (single quadrupole, SQD detector) were acquired by scanning from 100 to 1000 in 0.1 seconds using an inter-channel delay of 0.08 second. The capillary needle voltage was 3 kV. The cone voltage was 25 V for positive ionization mode and 30 V for negative ionization mode.

Method 3

In addition to the general procedure B: Reversed phase UPLC was carried out on a BEH-C18 column (1.7 µm, 2.1 x 50 mm) from Waters, with a flow rate of 1.0 ml/min, at 50°C without split to the MS detector. The gradient conditions used are: 95 % A (0.5 g/l ammonium acetate solution + 5 % acetonitrile), 5 % B (acetonitrile), to 40 % A, 60 % B in 2.8 minutes, to 5 % A, 95 % B in 3.6 minutes, kept till 3.8 minutes and equilibrated to initial conditions at 4.0 minutes until 5.0 minutes. Injection volume 0.5 µl. Low-resolution mass spectra (single quadrupole, SQD detector) were acquired by scanning from 100 to 1000 in 0.1 seconds using an inter-channel delay of 0.08 second.

The capillary needle voltage was 3 kV. The cone voltage was 25 V for positive ionization mode and 30 V for negative ionization mode.

Method 4

In addition to the general procedure B: Reversed phase UPLC was carried out on a
5 BEH-C18 column (1.7 μ m, 2.1 x 50 mm) from Waters, with a flow rate of 1.0 ml/min,
at 50°C without split to the MS detector. The gradient conditions used are: 95 % A (0.5
g/l ammonium acetate solution + 5 % acetonitrile), 5 % B (acetonitrile), to 40 % A,
60 % B in 3.8 minutes, to 5 % A, 95 % B in 4.6 minutes, kept till 5.0 minutes. Injection
10 volume 2.0 μ l. Low-resolution mass spectra (single quadrupole, SQD detector) were
acquired by scanning from 100 to 1000 in 0.1 seconds using an inter-channel delay of
0.08 second. The capillary needle voltage was 3 kV. The cone voltage was 25 V for
positive ionization mode and 30 V for negative ionization mode.

Method 5

In addition to general procedure C: reversed phase UPLC (Ultra Performance Liquid
15 Chromatography) was carried out on a bridged ethylsiloxane/silica hybrid (BEH) C18
column (1.7 μ m, 2.1 x 50 mm; Waters Acquity) with a flow rate of 0.8 ml/min. Two
mobile phases (mobile phase A: 0.1 % formic acid in H₂O/methanol 95/5; mobile phase
B: methanol) were used to run a gradient condition from 95 % A and 5 % B to 5 % A
and 95 % B in 1.3 minutes and hold for 0.2 minutes. An injection volume of 0.5 μ l was
20 used. Cone voltage was 10 V for positive ionization mode and 20 V for negative
ionization mode.

Method 6

In addition to general procedure C: reversed phase UPLC (Ultra Performance Liquid
Chromatography) was carried out on a bridged ethylsiloxane/silica hybrid (BEH) C18
25 column (1.7 μ m, 2.1 x 50 mm; Waters Acquity) with a flow rate of 0.8 ml/min. Two
mobile phases (25 mM ammonium acetate in H₂O/acetonitrile 95/5; mobile phase B:
acetonitrile) were used to run a gradient condition from 95 % A and 5 % B to 5 % A
and 95 % B in 1.3 minutes and hold for 0.3 minutes. An injection volume of 0.5 μ l was
used. Cone voltage was 30 V for positive ionization mode and 30 V for negative
30 ionization mode.

Method 7

In addition to the general procedure D: Reversed phase HPLC was carried out on a
YMC pack ODS-AQ C18 column (3 μ m, 50 mm x 4.6 mm) with a flow rate of 2.6
mL/min, at 35°C. A gradient elution was performed from 95% (H₂O + 0.1%
35 HCOOH)/5% CH₃CN to 5% (H₂O + 0.1% HCOOH)/95% CH₃CN in 4.8 min and held
for 1.0 min; then to 95% (H₂O + 0.1% HCOOH)/5% CH₃CN in 0.2 min. The injection

volume was 2 μ L. Acquisition ranges were set to 190-400 nm for the UV-PDA detector and 100-1400 m/z for the MS detector.

Method 8

In addition to the general procedure A: Reversed phase HPLC was carried out on an
5 Eclipse Plus-C18 column (3.5 μ m, 2.1 x 30 mm) from Agilent, with a flow rate of
1.0 ml/min, at 60°C without split to the MS detector. The gradient conditions used are:
95 % A (0.5 g/l ammonium acetate solution + 5 % acetonitrile), 5 % B (mixture of
acetonitrile / methanol, 1/1), to 100 % B in 5.0 minutes, kept till 5.15 minutes and
equilibrated to initial conditions at 5.30 minutes until 7.0 minutes. Injection volume 2
10 μ l. Low-resolution mass spectra (single quadrupole, SQD detector) were acquired by
scanning from 100 to 1000 in 0.1 second using an inter-channel delay of 0.08 second.
The capillary needle voltage was 3 kV. The cone voltage was 20 V for positive
ionization mode and 30 V for negative ionization mode.

Method 9

15 Same gradient as *method 4*; column used: RRHD Eclipse Plus-C18 (1.8 μ m, 2.1 x
50 mm) from Agilent.

Method 10

In addition to the general procedure C: Reversed phase HPLC was carried out on an
Xterra MS C18 column (3.5 μ m, 4.6 x 100 mm) with a flow rate of 1.6 ml/min. Three
20 mobile phases (mobile phase A: 95% 25 mM ammoniumacetate + 5 % acetonitrile;
mobile phase B: acetonitrile; mobile phase C: methanol) were employed to run a
gradient condition from 100 % A to 50 % B and 50 % C in 6.5 minutes, to 100 % B in
0.5 minute, 100 % B for 1 minute and reequilibrate with 100 % A for 1.5 minutes. An
injection volume of 10 μ l was used.
25 Cone voltage was 10 V for positive ionization mode and 20 V for negative ionization
mode.

Method 11

In addition to the general procedure A: Reversed phase HPLC was carried out on an
Eclipse Plus-C18 column (3.5 μ m, 2.1 x 30 mm) from Agilent, with a flow rate of
30 1.0 ml/min, at 60°C without split to the MS detector. The gradient conditions used are:
95 % A (0.5 g/l ammonium acetate solution + 5 % acetonitrile), 5 % B (mixture of
acetonitrile / methanol, 1/1), kept 0.2 minutes, to 100 % B in 3.0 minutes, kept till 3.15
minutes and equilibrated to initial conditions at 3.30 minutes until 5.0 minutes.
Injection volume 2 μ l. Low-resolution mass spectra (single quadrupole, SQD detector)
35 were acquired by scanning from 100 to 1000 in 0.1 second using an inter-channel delay
of 0.08 second. The capillary needle voltage was 3 kV. The cone voltage was 20 V and
50 V for positive ionization mode and 30 V for negative ionization mode.

Method 12

In addition to the general procedure B: Reversed phase UPLC was carried out on a RRHD Eclipse Plus-C18 (1.8 μm , 2.1 x 50 mm) from Agilent, with a flow rate of 1.0 ml/min, at 50°C without split to the MS detector. The gradient conditions used are:
5 95 % A (0.5 g/l ammonium acetate solution + 5 % acetonitrile), 5 % B (acetonitrile), to 40 % A, 60 % B in 1.2 minutes, to 5 % A, 95 % B in 1.8 minutes, kept till 2.0 minutes. Injection volume 2.0 μl . Low-resolution mass spectra (single quadrupole, SQD detector) were acquired by scanning from 100 to 1000 in 0.1 seconds using an inter-channel delay of 0.08 second. The capillary needle voltage was 3 kV. The cone voltage
10 was 25 V for positive ionization mode and 30 V for negative ionization mode.

Method 13

In addition to the general procedure C: Reversed phase UPLC (Ultra Performance Liquid Chromatography) was carried out on a bridged ethylsiloxane/silica hybrid (BEH) C18 column (1.7 μm , 2.1 x 50 mm; Waters Acquity) with a flow rate of 0.8
15 ml/min. Two mobile phases (10 mM NH_4AcO in $\text{H}_2\text{O}/\text{CH}_3\text{CN}$ 95/5; mobile phase B: CH_3CN) were used to run a gradient condition from 95 % A and 5 % B to 5 % A and 95 % B in 1.3 minutes and hold for 0.7 minutes. An injection volume of 0.75 ml was used. Cone voltage was 10 V for positive ionization mode and 20 V for negative ionization mode.

Method 14

In addition to the general procedure D: Reversed phase HPLC was carried out on a SB-C18 1pk column (4.6 x 30 mm, 1.8 μm) with a flow rate of 4.0 ml/min, at 65°C. A gradient elution was performed from 88 % H_2O and 12 % CH_3CN to 88 % CH_3CN / 12
25 % H_2O in 1.10 minutes and held for 0.50 minutes, then to 88% H_2O / 12% CH_3CN in 0.2 min and held for 0.40 minutes. The injection volume was 1 μL . MS acquisition range and UV detector were set to 150-1200 m/z and 254 nm respectively

GCMS:

General procedure for Agilent GC/MSD instrument

30 The GC measurement was performed using a 6890 Series Gas Chromatograph (Agilent Technologies) system comprising a 7683 Series injector and autosampler, a column oven and a column as specified in the respective methods below, coupled to a 5973N MSD Mass Selective Detector (single quadrupole, Agilent Technologies). The MS detector was configured with an electronic impact ionization source / chemical
35 ionization source (EI/CI). EI low-resolution mass spectra were acquired by scanning from 50 to 550 at a rate of 14.29 scans/s. The source temperature was maintained at

230°C. Helium was used as the nebulizer gas. Data acquisition was performed with Chemstation-Open Action software.

Method 1

5 In addition to the general procedure: GC was carried out on a J&W HP-5MS column (20 m x 0.18 mm, 0.18 µm) from Agilent Technologies, with a flow rate of 0.7 ml/min. The temperature gradient applied was: initial temperature 50°C, hold for 2.0 min, then a 50°C/min ramp applied for 5.0 min until 300°C and hold for 3.0 min in a 10 min run. Front inlet temperature was 250°C. Split injection mode was used, 0.2 µl injection volume, with a 50/1 ratio into the GC/MS system.

10

Melting points

Values are either peak values or melt ranges, and are obtained with experimental uncertainties that are commonly associated with this analytical method.

Mettler FP62 apparatus

15 For a number of compounds, melting points were determined in open capillary tubes on a Mettler FP62 apparatus. Melting points were measured with a temperature gradient of 1, 3, 5 or 10 °C/minute. Maximum temperature was 300 °C. The melting point was read from a digital display.

DSC823e Mettler-Toledo apparatus

20 For a number of compounds, melting points were determined with a DSC823e Mettler-Toledo (indicated with DSC in table 2). Melting points were measured with a temperature gradient of 30 °C/minute. Maximum temperature was 400 °C.

Nuclear Magnetic Resonance (NMR)

25 ¹H NMR spectra were recorded either on a Bruker Avance III, on a Bruker DPX-400 or on a Bruker AV-500 spectrometer with standard pulse sequences, operating at 300 MHz, 400 MHz and 500 MHz respectively. Chemical shifts (δ) are reported in parts per million (ppm) downfield from tetramethylsilane (TMS), which was used as internal standard.

30

Table 2: Analytical data – R_t means retention time (in minutes), [M+H]⁺ means the protonated mass of the compound, method refers to the method used for (LC)MS, dec means decomposition.

Co. no.	mp (° C)	[MH⁺]	Rt	LCMS method
B-1a	219.5	367	2.78	2
B-1b	222.8	367	2.91	2
B-2a	191.5	333	1.84	3
B-2b	171.4	333	1.93	3
B-3a	> 300 (dec)	373	2.06	3
B-3b	> 300 (dec)	373	2.16	3
B-4a	187.8 (DSC)	379	2.75	4
B-4b	n.d.	379	3.81	8
B-5	187.6	325	2.54	7
B-6a	154.7	445	3.68	4
B-6b	152.1 (DSC)	445	3.81	4
B-7	170.2	412	2.95	9
B-8	188.5	395	3.25	2
B-9	264.3	394	2.26	2
B-10	>300 (dec)	366	2.86	1
B-11	274.1 (DSC)	463	0.82	6

Co. no.	mp (° C)	[MH ⁺]	Rt	LCMS method
B-12	141.9 (DSC)	319	1.43	5
B-13	> 300	311	1.13	3
B-14	> 300 (dec)	321	2.01	3
B-15	159.5	416	2.22	4
B-16	n.d.	393	1.81	2
B-17a	249.9 (DSC)	433	0.92	13
B-17b	211.3	433	1.8	7
B-18	221.7 (DSC)	466	2.18	7
B-19	160.4	394	1.89	4
B-20	106.9	352	0.93	3
B-21	228.4	393	1.98	4
B-22	n.d.	462	251	4
B-23	159	412	1.98	4
B-24	n.d.	344	2.09	7
B-25	170.3 (DSC)	375	2.53	4
B-26	174.1	465	2.99	9
B-27	> 300	310	1.06	3

Co. no.	mp (° C)	[MH ⁺]	Rt	LCMS method
B-28	n.d.	366	1.35	3
B-29	240.6 (DSC)	291	1.14	2
B-30	n.d.	438	1.66	3
B-31	n.d.	447	1.92	2
B-32	> 300 (dec)	447	1.92	2
B-33	291.8 (DSC)	400	1.82	2
B-34	> 300 (dec)	428	3.75	1
B-35	255.1	429	1.78	2
B-36	> 300 (dec)	451	1.5	2
B-37	> 300 (dec)	396	1.58	2
B-38	> 300	442	2.68	2
B-39	268.3 (DSC)	447	0.77	6
B-40	232.1	384	1.54	2
B-41	201.4	437	1.23	2
B-42	259.1	382	1.12	2
B-43	240.5 (DSC)	459	0.77	6

Co. no.	mp (° C)	[MH ⁺]	Rt	LCMS method
B-44	250 (DSC)	443	1.04	10
B-45	184.5	449	1.35	2
B-46	284.9	352	1.32	2
B-47	> 300 (dec)	435	1.13	2
B-48	215.1	435	1.11	2
B-49	150.6	504	2.46	2
B-50	n.d.	401	1.68	4
B-51	> 300 (dec)	350	1.13	3
B-52	248.3	351	1.52	2
B-53	268.9	425	1.65	2
B-54	243.6	408	2.49	2
B-55	141.5	424	1.51	4
B-56	> 300 (dec)	395	1.37	2
B-57	70.1	394	1.33	4
B-58	247.6	452	1.88	7
B-59	n.d.	426	2.11	4
B-60	> 300 (dec)	415	1.57	3

Co. no.	mp (° C)	[MH ⁺]	Rt	LCMS method
B-61	179.5	410	2.46	4
B-62	> 300 (dec)	408	1.68	4
B-63	73	438	1.66	4
B-64	n.d.	420	257	4
B-65	326.1 (DSC)	332	1.41	2
B-66	286.4	518	2.31	2
B-67	> 300 (dec)	368	1.44	3
B-68	241.8 (DSC)	347	1.62	7
B-69	183.5	403	2.69	4
B-70	225.8	438	1.74	7
B-71	286	423	1.35	3
B-72	250.5	452	1.96	7
B-73	196	407	1.09	3
B-74	246.9	459	0.77	6
B-75	202.3 (DSC)	438	1.99	4
B-76	163.3	408	1.29	3
B-77	267.8	422	2.77	2

Co. no.	mp (° C)	[MH ⁺]	Rt	LCMS method
B-78	> 300 (dec)	362	1.52	2
B-79	134.7	450	2	7
B-80	313.8 (DSC)	363	1.82	7
B-81	192.6	408	1.21	3
B-82	176.7	412	2.02	4
B-83	287.2	395	1.32	3
B-84	159.5	424	1.57	7
B-85	194.4 (DSC)	417	3.01	4
B-86	n.d.	422	2.34	4
B-87	267.8 (DSC)	338	1.78	3
B-88	83.4	424	1.97	7
B-89	n.d.	440	2.36	4
B-90	185	422	0.99	3
B-91	136.3	391	1.29	4
B-92	238.2	431	3.36	4
B-93	149.6	422	2.19	4
B-94	n.d.	422	2.06	4

Co. no.	mp (° C)	[MH⁺]	Rt	LCMS method
B-95	154.6 (DSC)	429	3.74	9
B-96	> 300	295	1.61	3
B-97	146.7	440	1.66	7
B-98	n.d.	367	3.12	2
B-99	n.d.	414	2.12	3
B-100	n.d.	431	3.25	4
B-101	103.8 (DSC)	424	2.01	7
B-102	189.1	437	1.67	7
B-103	245.2 (DSC)	445	1.68	7
B-104	167.3	408	2.4	2
B-105	202.7 (DSC)	480	2.65	9
B-106	n.d.	452	2.23	4
B-107	> 300 (dec)	352	1.35	3
B-108	276.5 (DSC)	463	0.83	6
B-109	247.9	347	1.62	7
B-110	165.4	422	1.72	4

Co. no.	mp (° C)	[MH ⁺]	Rt	LCMS method
B-111	115	410	1.85	7
B-112	256 (DSC)	410	1.81	7
B-113	> 300 (dec)	424	1.49	3
B-114	207.2 (DSC)	480	3	4
B-115	234.3	451	1.77	7
B-116	184.7	474	2.93	9
B-117	207.2	451	1.83	7
B-118	141.7	375	1.17	4
B-119	213.8	419	2.06	9
B-120	181.3 (DSC)	376	3.64	7
B-121	171.7	460	2.2	7
B-122	155	409	3.47	2
B-123	240 (DSC)	363	1.9	7
B-124	247.1	370	1.71	4
B-125	208.5 (DSC)	410	2.55	9
B-126	107.3	450	2.1	7

Co. no.	mp (° C)	[MH ⁺]	Rt	LCMS method
B-127	n.d.	333	0.84	2
B-128	167.8	452	1.59	7
B-129	193.4	466	1.25	7
B-130	118.5	488	2.7	7
B-131	258.8	354	1.57	4
B-132	138.6	482	3.84	9
B-133	n.d.	459	1.8	7
B-134	97.2	468	1.94	7
B-135	142.8	468	2.02	7
B-136	157.5 (DSC)	466	1.69	7
B-137	124.9	465	2.31	9
B-138	n.d.	459	1.87	7
B-139	189.4	416	2.31	4
B-140	181.2	454	1.82	7
B-141	144.2 (DSC)	410	1.73	7
B-142	127.8	396	1.62	7
B-143	309.6 (DSC)	333	0.84	2

Co. no.	mp (° C)	[MH ⁺]	Rt	LCMS method
B-144	185.7 (DSC)	363	3.11	7
B-145	265.4	451	1.77	7
B-146	221.3	474	2.4	7
B-147	292.8 (DSC)	407	0.92	3
B-148	235.3	410	1.79	7
B-149	118	438	2.1	7
B-150	228.8	391	1.71	9
B-151	117.4	396	1.67	7
B-151a	n.d.	396	1.66	7
B-152	105.5	450	2.1	7
B-153	249.3	405	2.01	9
B-154	249	355	2.37	7
B-155	261.5	417	2.43	9
B-156	254.9	417	2.17	9
B-157	135.5 (DSC)	435	1.27	4
B-158	241.1	423	3.76	2
B-159	142.9	423	2.98	9

Co. no.	mp (° C)	[MH ⁺]	Rt	LCMS method
B-160	229.3	479	2.68	9
B-161	170.2	452	1.94	9
B-162	224.1	344	2.49	7
B-163	> 300 (dec)	360	1.93	4
B-164	176.6	375	2.48	9
B-165	182.8	376	1.98	4
B-166	n.d.	409	1.34	5
B-167	207.3	344	1.75	4
B-168	197.6	360	2.91	1
B-169	130.3 (DSC)	347	1.59	7
B-170	220	465	2.19	9
B-171	246.7	374	2.20	9
B-172	192.3 (DSC)	363	1.82	7
B-173	210.8	306	1.92	7
B-174	235.1	276	1.03	4
B-175	n.d.	430	4.26	7
B-176	n.d.	376	3.71	7

Co. no.	mp (° C)	[MH ⁺]	Rt	LCMS method
B-177	240	276	1.9	7
B-178	258	377	1.35	9
B-179	> 300 (dec)	394	2.4	2
B-180	242.2 (DSC)	363	1.93	7
B-181	n.d.	333	1.02	2
B-182	301.9 (DSC)	347	1.64	7
B-183	248.3	296	2.14	7
B-184	n.d.	339	0.5	3
B-185	n.d.	305	0.36	3
B-186a	n.d.	391	2.58	4
B-186b	n-d.	391	2.70	4
B-187	n.d.	339	2.46	4
B-188	194.7	407	1.12	6
B-189	nd	nd	nd	
B-190	nd	nd	nd	
B-191	nd	360	1.28	14
B-192	203.5	410	1.97	7

Co. no.	mp (° C)	[MH⁺]	Rt	LCMS method
B-193	227.2	431	1.54	7
B-194	237.5	419	1.32	7
B-195	nd	423	1.41	4
B-196	67.9	437	1.78	9
B-197	nd	391	1.7	7
B-198	nd	419	1.21	7
B-199	221.5	447	1.65	7
B-200	197.7	377	1.66	7
B-201	209.3	449	1.87	7
B-202	nd	467	1.28	12
B-203	nd	435	1.39	4
B-204	228.8	433	1.39	7
B-205	213.8	389	1.53	7
B-206	nd	417	1.78	7
B-207	278.3	415	1.65	7
B-208	235.1	415	1.57	7
B-209	268.7	403	1.66	7

Co. no.	mp (° C)	[MH ⁺]	Rt	LCMS method
B-210	279.9	403	1.59	7
B-211	244.9	389	1.49	7
B-212	244.5	377	1.29	7
B-213	nd	403	1.45	7

PHARMACOLOGICAL EXAMPLES

The compounds provided in the present invention are inhibitors of PDE2, particularly of PDE2A, and to a lesser extent of PDE10, particularly of PDE10A, or of PDE2 and PDE10, particularly, of PDE2A and PDE10A. The behaviour of representative PDE2 inhibitors or PDE2 and PDE10 inhibitors according to Formula (I) is shown in Tables 3-5 below.

In vitro assay PDE2A

Human recombinant PDE2A (hPDE2A) was expressed in Sf9 cells using a recombinant rPDE10A baculovirus construct. Cells were harvested after 48 h of infection and the hPDE2A protein was purified by metal chelate chromatography on Ni-sepharose 6FF . Tested compounds were dissolved and diluted in 100% DMSO to a concentration 100 fold of the final concentration in the assay. Compound dilutions (0.4 µl) were added in 384 well plates to 20 µl of incubation buffer (50 mM Tris pH 7.8, 8.3 mM MgCl₂, 1.7 mM EGTA). 10µl of hPDE2A enzyme in incubation buffer was added and the reaction was started by addition of 10 µl substrate to a final concentration of 10 µM cGMP and 0.01 µCi ³H-cGMP. The reaction was incubated for 45 minutes at room temperature. After incubation, the reaction was stopped with 20 µl of stop solution consisting of 17.8 mg/ml PDE SPA scintillation proximity assay) beads supplemented with 200 mM ZnCl₂ . After sedimentation of the beads during 30 minutes the radioactivity was measured in a Perkin Elmer Topcount scintillation counter and results were expressed as cpm. For blanc values the enzyme was omitted from the reaction and replaced by incubation buffer. Control values were obtained by addition of a final concentration of 1% DMSO instead of compound. A best fit curve is fitted by a minimum sum of squares method to the plot of % of control value subtracted with blanc value versus

compound concentration and the half maximal inhibitory concentration (IC_{50}) value is derived from this curve.

In vitro assay PDE10A

5 Rat recombinant PDE10A (rPDE10A2) was expressed in Sf9 cells using a recombinant rPDE10A baculovirus construct. Cells were harvested after 48 h of infection and the rPDE10A protein was purified by metal chelate chromatography on Ni-sepharose 6FF. Tested compounds were dissolved and diluted in 100% DMSO to a concentration 100 fold of the final concentration in the assay. Compound dilutions (0.4 μ l) were added in
 10 384 well plates to 20 μ l of incubation buffer (50 mM Tris pH 7.8, 8.3 mM $MgCl_2$, 1.7 mM EGTA). 10 μ l of rPDE10A enzyme in incubation buffer was added and the reaction was started by addition of 10 μ l substrate to a final concentration of 60 nM cAMP and 0.008 μ Ci 3H -cAMP. The reaction was incubated for 60 minutes at room temperature. After incubation, the reaction was stopped with 20 μ l of of stop solution consisting of
 15 17.8 mg/ml PDE SPA (scintillation proximity assay) beads. After sedimentation of the beads during 30 minutes the radioactivity was measured in a Perkin Elmer Topcount scintillation counter and results were expressed as cpm. For blanc values the enzyme was omitted from the reaction and replaced by incubation buffer. Control values were obtained by addition of a final concentration of 1% DMSO instead of compound. A
 20 best fit curve is fitted by a minimum sum of squares method to the plot of % of control value subtracted with blanc value versus compound concentration and the half maximal inhibitory concentration (IC_{50}) value is derived from this curve. The results of this test are shown in table 3 below.

25 **Table 3. Pharmacological data for compounds according to the invention.**

pIC_{50} corresponds to the $-\log IC_{50}$ expressed in mol/L.

n.t. means not tested.

Co.No.	pIC_{50} PDE2	PI_{50} PDE10
B-1a	8.37	7.23
B-1b	7.29	6.35
B-2a	7.53	6.53
B-2b	6.55	5.57
B-3a	8.55	7.36
B-3b	7.22	6.72
B-4a	8.08	7.61

Co.No.	pIC_{50} PDE2	PI_{50} PDE10
B-4b	n.t.	n.t.
B-5	8.12	7.6
B-6a	8.15	5.72
B-6b	6.85	<5
B-7	7.73	5.47
B-8	7.69	6.42
B-9	8.78	7.38

Co.No.	pIC₅₀ PDE2	PIC₅₀ PDE10
B-10	9.54	7.67
B-11	8.79	7.47
B-12	7.67	6.57
B-13	8.7	7.34
B-14	8.15	7.43
B-15	8.06	7.79
B-16	8.28	7.57
B-17a	7.9	5.32
B-17b	8.13	5.39
B-18	8.11	5.79
B-19	8.64	7.47
B-20	7.69	6.8
B-21	8.19	7.38
B-22	8.11	7.05
B-23	8.86	7.86
B-24	7.4	6.28
B-25	8.41	7.81
B-26	7.76	5.9
B-27	8.63	7.53
B-28	8.64	7.88
B-29	7.35	6.42
B-30	8.24	7.61
B-31	9.69	8.09
B-32	9.6	8.18
B-33	9.55	7.91
B-34	9.43	7.92
B-35	9.38	8.08
B-36	9.34	7.95
B-37	9.2	7.69
B-38	9.14	7.6
B-39	9	7.62
B-40	8.99	7.73
B-41	8.87	7.35

Co.No.	pIC₅₀ PDE2	PIC₅₀ PDE10
B-42	8.82	7.53
B-43	8.79	7.36
B-44	8.75	7.45
B-45	8.71	7.13
B-46	8.71	7.7
B-47	8.69	6.84
B-48	8.68	7.21
B-49	8.63	7.11
B-50	8.63	7.96
B-51	8.6	6.81
B-52	8.56	7.13
B-53	8.51	7.43
B-54	8.46	7.03
B-55	8.46	7.97
B-56	8.4	7.35
B-57	8.33	7.74
B-58	8.32	5.73
B-59	8.31	7.63
B-60	8.3	8.18
B-61	8.26	7.7
B-62	8.26	7.71
B-63	8.25	8.03
B-64	8.24	7.52
B-65	8.23	6.6
B-66	8.23	7.43
B-67	8.21	7.81
B-68	8.21	6.75
B-69	8.21	7.11
B-70	8.21	6.58
B-71	8.2	7.72
B-72	8.19	6.49
B-73	8.17	7.17
B-74	8.16	6.89

Co.No.	pIC₅₀ PDE2	PIC₅₀ PDE10
B-75	8.16	7.2
B-76	8.15	7.34
B-77	8.13	7.11
B-78	8.12	7.03
B-79	8.09	5.72
B-80	8.07	6.13
B-81	8.02	7.43
B-82	8.02	7.07
B-83	8.01	6.99
B-84	7.98	6.98
B-85	7.97	6.91
B-86	7.96	7.42
B-87	7.95	7.57
B-88	7.94	5.67
B-89	7.93	7.3
B-90	7.92	7.3
B-91	7.92	6.57
B-92	7.92	6.33
B-93	7.89	7.41
B-94	7.89	7.19
B-95	7.88	5.76
B-96	7.85	6.7
B-97	7.85	7.11
B-98	7.84	6.72
B-99	7.83	7.3
B-100	7.83	5.91
B-101	7.75	5.26
B-102	7.74	6.79
B-103	7.73	6.75
B-104	7.72	6.69
B-105	7.72	5.84
B-106	7.71	7.05
B-107	7.7	6.97

Co.No.	pIC₅₀ PDE2	PIC₅₀ PDE10
B-108	7.69	7.44
B-109	7.69	6.07
B-110	7.69	7.35
B-111	7.68	5.75
B-112	7.66	5.83
B-113	7.64	7.48
B-114	7.61	6.98
B-115	7.61	5.95
B-116	7.61	6.29
B-117	7.6	6.04
B-118	7.59	6.93
B-119	7.52	5.21
B-120	7.57	5.45
B-121	7.47	6.84
B-122	7.56	6.48
B-123	7.56	6.38
B-124	7.56	6.45
B-125	7.56	5.51
B-126	7.55	5.61
B-127	7.54	5.74
B-128	7.54	6.64
B-129	7.54	6.05
B-130	7.54	6.01
B-131	7.53	6.88
B-132	7.53	5.75
B-133	7.52	5.91
B-134	7.52	5.96
B-135	7.52	6.23
B-136	7.5	5.9
B-137	7.48	6
B-138	7.47	6.15
B-139	7.46	7.2
B-140	7.46	6.55

Co.No.	pIC ₅₀ PDE2	PIC ₅₀ PDE10
B-141	7.45	5.8
B-142	7.44	6.5
B-143	7.42	5.87
B-144	8.35	7.5
B-145	7.39	6.62
B-146	7.39	5.99
B-147	7.35	7.06
B-148	7.34	5.07
B-149	7.35	5.38
B-150	7.31	< 5
B-151	n.t.	n.t.
B-151a	7.36	6.04
B-152	7.3	5.41
B-153	7.28	< 5
B-154	7.28	6.42
B-155	7.22	5.04
B-156	7.21	5.1
B-157	7.24	6.55
B-158	7.22	6.22
B-159	7.22	6.46
B-160	7.22	5.61
B-161	7.22	5.06
B-162	7.17	6.06
B-163	7.16	5.94
B-164	7.16	5.6
B-165	7.09	6.3
B-166	7.02	6.55
B-167	7.02	6.58
B-168	7.01	6.76
B-169	6.99	5.55
B-170	6.99	5.44
B-171	6.93	6.13
B-172	6.9	5.11

Co.No.	pIC ₅₀ PDE2	PIC ₅₀ PDE10
B-173	6.87	6.01
B-174	6.86	n.t.
B-175	6.83	<5
B-176	6.8	<5
B-177	6.79	n.t.
B-178	6.71	<5
B-179	6.7	5.9
B-180	6.69	5.75
B-181	6.62	5.26
B-182	6.62	5.38
B-183	6.5	n.t.
B-184	n.t.	n.t.
B-185	n.t.	n.t.
B-186a	n.t.	n.t.
B-186b	n.t.	n.t.
B-187	n.t.	n.t.
B-188	n.t.	n.t.
B-189	n.t.	n.t.
B-190	n.t.	n.t.
B-191	n.t.	n.t.
B-192	7.74	5.04
B-193	7.65	5.44
B-194	7.53	5.11
B-195	7.37	5.45
B-196	7.19	5.06
B-197	7.13	5.03
B-198	7.05	5.23
B-199	7.05	5.41
B-200	7.04	<5
B-201	7.02	5.29
B-202	6.93	<5
B-203	6.91	5.11
B-204	6.88	5.09

Co.No.	pIC ₅₀ PDE2	PI _C ₅₀ PDE10
B-205	6.87	<5
B-206	6.87	<5
B-207	6.62	<5
B-208	6.56	<5
B-209	6.52	<5
B-210	6.48	5.84

Co.No.	pIC ₅₀ PDE2	PI _C ₅₀ PDE10
B-211	6.46	<5
B-212	6.45	5.21
B-213	6.43	<5

Effect of PDE-inhibitors

Ex-vivo studies in rat

- 5 Upon arrival, the animals (body weight 210-240g) were housed in groups of 5 and fed normal chow at libitum.

Compounds and/or solvent were administered either orally, subcutaneously or IV.

- Depending on the experimental setup, the animals were sacrificed by microwave irradiation (Muromachi, MMW-05) for 1.5 sec at 5 kW, either 15, 30, 45 60, 120 or
 10 240 min after drug/solvent administration. After microwave, the rats were decapitated and the heads cooled immediately with ice cold physiological saline. The scalp was opened and the brain, including cerebellum was removed and different brain regions (striatum, hippocampus, cortex and/or cerebellum) were dissected and transferred into pre-weighed homogenization tubes (Collection Microtubes cat nr 19560, Qiagen)
 15 containing a steel ball (Stainless steel beads 5 mm, cat nr 69989, Qiagen), and kept on dry ice . 10 vol (w/v) of 0.1N HCl were added. The tissue was homogenized for 3 min at 30Hz using a Tissuelyser from Qiagen.

- The homogenate was transferred into an Eppendorf tube (1.5ml) and after centrifugation for 15 min at 1600g in a pre-cooled (4C) Eppendorf centrifuge, the
 20 supernatant was collected and stored at -80 °C until analysis.

Cyclic-GMP levels were determined on 1/4 (striatum, hippocampus, cortex) or 1/10 (cerebellum) diluted samples using the cGMP Complete EIA kit from Enzo Life Sciences (cat nr ADI-900-164).

- Cyclic-AMP levels were determined on 1/10 and 1/25 diluted samples using the
 25 LANCE Ultra cAMP kit from Perkin Elmer (code TRF0263).

Results were calculated by GraphPadPrism. The results of this test are shown in table 4 below.

The cAMP and cGMP levels were measured in the rat brain (hippocampus and striatum) to establish *in vivo* target engagement and central pharmacological effect of PDE2 inhibition. PDE2 inhibition results in a marked increase in brain cGMP levels. The NO/cGMP signaling pathway has been shown to play an important role in the process underlying learning and memory, synaptic plasticity and neurogenesis, and in the regulation of corticostriatal synaptic transmission and motor behavior. The measured elevation of cGMP in brain tissue supports the further investigation of the use of PDE2 inhibitors in conditions with impaired NO/cGMP signaling such as cognitive dysfunction in psychiatric disorders, Alzheimer's disease (Mennitti, F. S. et al. Nature Rev. Drug Discovery 2006, 5, 660–669; Baratti, C.M., Boccia, M.M. Behav. Pharmacol. 1999;10: 731–737; Prickaerts, J. et al. Neuroscience 2002; 113:349–359; Domek-Lopacińska KU, Strosznajder JB Mol Neurobiol. 2010; 41(2-3):129-37), major depression (Reiersen, G.W. et al. Current Neuropharmacology 2011; 9:715-727) and movement disorders as Parkinson and Huntington disease (West, A.R. and Tseng K.Y. Neuroscience, 2011;5:55-64; Kumar P, et al. Behav Pharmacol. 2010 May;21(3):217-30).

Table 4. cAMP and cGMP levels measured in the rat brain with compounds according to the invention.

Compound dosed (10 mg/kg s.c., -1h)	Hippocampus		Striatum	
	cAMP (% of Control)	cGMP (% of Control)	cAMP (% of Control)	cGMP (% of Control)
B-17a	91±9	298±52**	101±21	240±70**
B-88	117±20	150±42	88±12	121±20
B-197	122±10	104±32	89±6	128±26

** p<0.005 student T-test

Reversal of Apomorphine-induced Agitation in Rats (APO)

Apomorphine (1.0 mg/kg, i.v.)-induced agitation was scored every 5 min over the first hour after injection of apomorphine. The score system was: (3) pronounced, (2) moderate, (1) slight, and (0) absent. Criteria for drug-induced inhibition of agitation: fewer than 6 scores of 3 (0.16% false positives; n = 2966), fewer than 6 scores of ≥ 2 (0.0% false positives) or fewer than 7 scores of ≥ 1 (0.0% false positives). For the present purpose, the cumulative agitation score over the whole 60-min observation period was used as a measure to describe the maximum effect (Max effect). The results of this test are shown in table 5.

Table 5. Reversal of Apomorphine-induced Agitation in Rats data for compounds according to the invention.

LAD means lowest active dose, defined as the lowest dose at which $\geq 67\%$ tested animals (when ≥ 3 animals are tested) respond to the criteria for drug-induced inhibition of agitation; PO means oral route; SC means subcutaneous route.

Co. No.	PO			SC		
	LAD	Max effect	Dose at Max Effect	LAD	Max effect	Dose at max effect
B-9	>2.5	22	2.5			
B-104				>2.5	21	2.5
B-54	>2.5	22	2.5			
B-77	>2.5	21	2.5			
B-1a	>2.5	22	2.5			
B-65	>10	21	10			
B-10	>2.5	21	2.5			
B-38	2.5	19	2.5			
B-34	>2.5	22	2.5			
B-52	10	19	10			
B-56	>10	21	10			
B-83				>10	29	2.5
B-12				10	19	10
B-45				>10	21	10
B-49	>10	24	10			
B-66	>10	21	10			
B-35	>10	22	10			
B-36				>10	21	10
B-48				>10	24	10
B-46	>10	21	10			
B-41				>10	22	10
B-32	>10	22	10			
B-40	>10	22	10			
B-78	>10	21	10			
B-53	>10	24	10			
B-47				>10	22	10

Co. No.	PO			SC		
	LAD	Max effect	Dose at Max Effect	LAD	Max effect	Dose at max effect
B-42	>10	22	10			
B-3b	>10	22	10			
B-3a	>10	22	10			
B-71				10	15	10
B-67	>10	21	10			
B-13	10	19	10			
B-113				10	8	10
B-16				>2.5	21	2.5
B-60	>10	21	10			
B-15				2.5	10	10
B-14	>10	21	10			
B-107				>10	20.5	10
B-44	>10	21	10			
B-108	>10	19	10			
B-11	>10	19	10			
B-43	10	19	10			
B-39	>10	21	10			
B-74	>10	21	10			
B-19				5	14	5
B-20				>10	21	10
B-96	>10	21	10			
B-51	>10	21	10			
B-68				>10	22	10
B-81				10	19	10
B-76				10	16	10
B-73				10	19	10
B-90				>10	25	10
B-50				>10	22	10
B-139	>10	22	10			
B-93				10	7	10
B-110				>10	21	10
B-94				>5	24	5

Co. No.	PO			SC		
	LAD	Max effect	Dose at Max Effect	LAD	Max effect	Dose at max effect
B-61				10	15	10
B-62				>10	21	10
B-57				>10	22	10
B-55				>10	22	10
B-59				10	15	10
B-63				10	19	10
B-75				2.5	15	10
B-82				2.5	9	10
B-23				0.63	1	40
B-21	>10	24	10			
B-89				>5	24	5
B-131	10	17	10			
B-118				10	17	10
B-114	>10	24	10			
B-168	10	16	10			
B-4a	>10	21	10			
B-167	10	19	10			
B-91				>10	21	10
B-25	10	19	10			
B-85	>10	21	10			
B-5	>10	21	10			
B-84	>10	21	10			
B-97				10	19	10
B-102				>10	21	10
B-140				>10	24	10
B-142				>10	22	10
B-128				>10	21	10
B-70				>10	24	10
B-145				>10	22	10
B-72				>10	23	10
B-103				>10	21	10
B-121				>10	21	10

Co. No.	PO			SC		
	LAD	Max effect	Dose at Max Effect	LAD	Max effect	Dose at max effect
B-17a				>40	23	40
B-142				>10	22	10

PDE2 [¹⁸F]B-23: preclinical data: biodistribution, radiometabolite analysis and μ PET baseline

Biodistribution study

- 5 The biodistribution study was carried out in male Wistar rats (body weight 320 - 370 g) at 2 min, 10 min and 30 min post injection (p.i.) (n=3/time point). Rats were injected with about 1.1 MBq of the tracer via tail vein under anesthesia (2.5% isoflurane in O₂ at 1 L/min flow rate) and sacrificed by decapitation at above specified time points. Blood and major organs were collected in tared tubes and weighed. The radioactivity in
- 10 blood, organs and other body parts was measured using an automated gamma counter. The distribution of radioactivity in different parts of the body at different time points p.i. of the tracer was calculated and expressed as percentage of injected dose (% ID), and as standardized uptake values (SUV) for the selected organs. % ID is calculated as counts per minute (cpm) in organ/total cpm recovered. SUVs are calculated as
- 15 (radioactivity in cpm in organ/weight of the organ in g)/(total counts recovered/body weight in g). For calculation of total radioactivity in blood, blood mass was assumed to be 7% of the body mass.
- The results are presented in Tables 6 and 7. Table 6 shows the % injected dose (% ID) values at 2 min, 10 min and 30 min p.i. of the radiotracer. The total brain uptake of the
- 20 tracer at 2 min p.i. was high (~1.2 %), with ~1.0% of the ID in the cerebrum and ~0.1% in the cerebellum. At 10 min p.i. the % ID in the brain was decreased to 0.2 %. At 30 min p.i. this was 0.1 % ID. At 2 min p.i. about 6.7% of the injected dose was present in the blood, and this cleared to 4.1% by 30 min after injection of the tracer. The compound was cleared mainly by hepatobiliary system as there was in total 49% of ID
- 25 present in the liver and intestines at 30 min after injection of the radiotracer, and to a lesser extent via the renal pathway with 19 % ID in the urine and the kidneys at 30 min p.i. Table 7 shows the radiotracer concentration (SUV values) for the studied brain regions and the blood at 2 min, 10 min and 30 min p.i. At the three studied time points the highest radioactivity concentration was observed in the striatum and the lowest
- 30 concentration in the cerebellum. Table 8 shows the 2 min-to-10 min and the 2 min-to-30 min ratios of SUV values for different regions of the brain and the blood. Fast wash-

out was observed for all studied brain regions (ratios > 1). The slowest wash-out was observed for the striatum (2 min-to-30 min ratio = 7.1), while the cortex had the fastest clearance (2 min-to-30 min ratio = 15.7). The wash-out from blood was slow (2 min-to-30 min ratio = 1.6)

5 **Table 6. Biodistribution in normal rats at 2, 10 and 30 min p.i.**

Organ	%ID ^a		
	2 min	10 min	30 min
Urine	0.25 ± 0.1	0.61 ± 0.5	10.80 ± 1.2
Kidneys	4.68 ± 0.7	6.02 ± 1.2	8.24 ± 0.3
Liver	30.79 ± 4.6	37.83 ± 3.3	29.30 ± 4.8
Spleen + Pancreas	1.57 ± 0.1	0.42 ± 0.0	0.32 ± 0.1
Lungs	2.27 ± 1.2	0.68 ± 0.1	0.46 ± 0.0
Heart	0.81 ± 0.0	0.23 ± 0.0	0.12 ± 0.0
Stomach	2.44 ± 0.3	2.77 ± 0.8	4.81 ± 0.3
Intestines	9.51 ± 1.1	10.97 ± 1.5	19.75 ± 5.6
Striatum	0.098 ± 0.010	0.031 ± 0.005	0.012 ± 0.001
Hippocampus	0.036 ± 0.002	0.006 ± 0.001	0.003 ± 0.001
Cortex	0.086 ± 0.017	0.016 ± 0.004	0.006 ± 0.003
Rest of cerebrum	0.809 ± 0.130	0.159 ± 0.006	0.064 ± 0.024
Cerebrum total	1.030 ± 0.130	0.212 ± 0.006	0.084 ± 0.026
Cerebellum	0.096 ± 0.022	0.020 ± 0.002	0.011 ± 0.005
Blood	6.69 ± 0.4	6.27 ± 0.5	4.10 ± 0.6
Carcass	42.54 ± 4.8	37.39 ± 4.9	23.75 ± 1.9

Data are expressed as mean ± SD; n = 3 per time point; ^a Percentage of injected dose calculated as cpm in organ/ total cpm recovered

Table 7. Tracer concentration in different brain regions and blood at 2, 10 and 30 min p.i.

Organ	SUV [*]		
	2 min	10 min	30 min
Striatum	4.36 ± 0.42	1.77 ± 0.08	0.61 ± 0.20
Hippocampus	1.87 ± 0.22	0.33 ± 0.04	0.14 ± 0.04
Cortex	2.36 ± 0.48	0.53 ± 0.02	0.15 ± 0.04
Rest of cerebrum	2.63 ± 0.41	0.57 ± 0.02	0.22 ± 0.08
Cerebellum	1.22 ± 0.23	0.27 ± 0.02	0.12 ± 0.04
Blood	0.96 ± 0.05	0.90 ± 0.08	0.59 ± 0.08

Data are expressed as mean \pm SD; n = 3 per time point; * standard uptake values are calculated as (radioactivity in cpm in organ/weight of the organ in g)/(total counts recovered/body weight in g).

- 5 **Table 8. Clearance of the tracer from different regions of the brain and the blood calculated as the 2 min-to-10 min ratio and the 2 min-to-30 min ratio of SUV values.**

	2 min/10 min	2 min/30 min
Striatum	2.5	7.1
Hippocampus	5.7	13.4
Cortex	4.5	15.7
Rest of cerebrum	4.6	11.9
Cerebellum	4.5	10.2
Blood	1.1	1.6

10

Plasma and brain radiometabolite analysis

- The metabolic stability of the tracer was studied in normal rats by determination of the relative amounts of parent tracer and radiometabolites in plasma and brain at 2 min and 10 min p.i. of the tracer. After intravenous (i.v.) administration of about 37 MBq of the tracer *via* tail vein under anesthesia (2.5% isoflurane in O₂ at 1 L/min flow rate), rats were sacrificed by decapitation at 2 min p.i. (n=1), blood was collected in lithium heparin containing tubes (4.5 mL LH PST tubes; BD vacutainer, BD, Franklin Lakes, USA) and stored on ice. Brain was dissected and rinsed with saline (decapitation was preferred since it was difficult to have the rat perfused already at 2 min p.i.). For the 10 min timepoint, rats (n=1) were injected with about 37 MBq of tracer and sacrificed at 10 min p.i. by administering an overdose of Nembutal (CEVA Santé Animale, 200 mg/kg intraperitoneal). The rats were perfused by injection of saline into the left ventricle until the liver turned pale. During perfusion, blood was collected and stored on ice. Brain was isolated.
- 25 For the brain radiometabolite analysis, cerebrum and cerebellum were separated and homogenized in 3 mL and 2 mL of acetonitrile respectively, for about 3 min. A volume of 1 mL of this homogenate was diluted with an equal volume of water and 1 mL of the supernatant was filtered through a 0.22 μ m filter (Millipore, Bedford, USA). About 0.5 mL of the filtrate was diluted with 0.1 mL of water and spiked with 10 μ L of authentic

reference material (1 mg/mL) for identification. A volume of 0.5 mL of the homogenate extracts were injected onto an HPLC system consisting of an analytical XBridge column (C₁₈, 3.5 μm, 3 mm × 100 mm, Waters) eluted with a mixture of 0.05 M sodium acetate (pH 5.5) and CH₃CN (76:24 v/v) at a flow rate of 0.8 mL/min. The HPLC eluate was collected as 0.8-mL fractions (fraction collection per minute) after passing through the UV detector (254 nm), and radioactivity in the fractions was measured using an automated gamma counter. The peak corresponding to the intact tracer eluted around 10 min, the polar radiometabolite(s) around 5 min. An overview of the results from the rat brain radiometabolite analysis is presented in Table 9. At 2 min p.i., almost all of the recovered radioactivity in cerebrum and in cerebellum was present as intact tracer. At 10 min p.i., the amount of polar radiometabolite(s) in cerebrum was more or less similar as at 2 min p.i., for cerebellum the % of intact tracer was decreased to 82 %. No apolar radiometabolites were detected in brain.

Table 9. Relative percentages of intact tracer and radiometabolites in perfused rat cerebrum and cerebellum at 2 and 10 min p.i. of the radiotracer (n=1/time point).

%	2 min p.i.		10 min p.i.	
	Cerebrum	Cerebellum	Cerebrum	Cerebellum
polar metabolite(s)	2	4	8	18
intact tracer	98	96	92	82

For the plasma radiometabolite analysis, the blood was centrifugated for 10 min at 3000 rpm to separate the plasma. A volume of about 0.1 mL of plasma sample was isolated and spiked with about 10 μL of authentic non-radioactive reference material (1 mg/mL) for identification. The plasma was then injected onto an HPLC system consisting of a Chromolith Performance column (C₁₈, 3 mm × 100 mm, Merck) that was eluted with mixtures of 0.05 M NaOAc pH 5.5 (solvent A) and acetonitrile (solvent B). The following method was used for the analysis: isocratic elution with 100% A for 4 min at a flow rate of 0.5 mL/min, then linear gradient to 90% B by 14 min at a flow rate of 1 mL/min, and isocratic elution with a mixture of 10% A and 90% B at a flow rate of 1 mL/min until 17 min. After passing through an in-line UV detector (254 nm) and over a 3 in. NaI(Tl) scintillation detector connected to a single channel analyzer (Gabi box, Raytest, Straubenhardt Germany), the HPLC eluate was collected per minute using an automatic fraction collector. The radioactivity in all fractions was measured using an automated gamma counter. The peak corresponding to

the intact tracer eluted at ~11 min. Polar radiometabolite(s) were eluting from 1 to 3 min. Slightly more polar radiometabolites (relatively to the polarity of the intact tracer) were eluting just before the intact tracer. An overview of the results from the plasma radiometabolite analysis is presented in Table 10. Faster metabolisation is observed in plasma compared to brain. At 2 min p.i., about 70 % of the recovered radioactivity was present as intact tracer. Two more polar radiometabolites (M1, M3) were observed of which one (M3) was closely eluting to the intact tracer. At 10 min p.i., the presence of a large amount of a third polar metabolite (M2, also closely eluting to the parent compound) was observed which accounted for about 60 % of the recovered radioactivity. At 10 min p.i., only ~ 20 % of the recovered radioactivity was still present as intact tracer. No apolar radiometabolites were detected in plasma.

Table 10. Relative percentages of intact tracer and radiometabolites in rat plasma at 2 and 10 min p.i. of the radiotracer (n=1/time point)

% in plasma	15		
	2 min	10 min	
Polar metabolite M1	16	10	
Polar metabolite M2	-	61	
Polar metabolite M3	14	12	
Intact tracer	70	18	20

MicroPET imaging studies

Imaging experiments were performed on a FocusTM 220 microPET scanner (Concorde Microsystems, Knoxville, TN, USA) using male Wistar rats with body weight varying between 200 and 300 g. During all scan sessions, animals were kept under gas anesthesia (2.5 % isoflurane in O₂ at 1 L/min flow rate). Dynamic scans of 60 min were acquired in list mode. After reconstruction of the images, they were semi-automatically co-registered with a [¹¹C]raclopride template of the rat brain, and volumes of interest (VOIs) were generated for different anatomical brain structures (striatum, cerebral cortex and cerebellum) from which time-activity curves (TAC) were constructed for each individual image, using PMOD software (PMOD Technologies Ltd.). Normalization for body weight of the animal and injected dose was done. The radioactivity concentration in the different brain regions was expressed as SUV (standardized uptake value) as a function of time post injection of the radiotracer. Rats (n=4) were injected with about 74 MBq of high specific activity formulation of the tracer *via* tail vein under anesthesia (2.5 % isoflurane in O₂ at 1 L/min flow rate) and were scanned baseline for 60 min. High intensity signal was observed in the striatum

- with only background radioactivity in the cerebellum. After injection of the tracer, there was a high initial uptake of the radiotracer in all studied brain regions in accordance with the results of the biodistribution studies: the highest concentration at 2 min p.i. was observed for striatum followed by hippocampus and cortex, followed by cerebellum. After this initial high uptake due to the blood pool activity, the tracer was cleared from all studied brain regions. Fastest clearance was observed for the cerebellum, the brain region with minimal expression of PDE2. Clearance from hippocampus and cortex were similar and slower compared to the wash-out from the cerebellum. The slowest wash-out was observed for striatum.
- 5 The (striatum-cerebellum)/cerebellum ratios (S-C/C ratios) were calculated. This ratio provides the relative difference in tracer uptake between striatum and the 'reference region' cerebellum.
- 10 Peak S-C/C ratios (average of 2.8, n=4) were obtained at about 5 min p.i. and these ratios remained around this value until about 15 min p.i., after which the ratio started to decrease due to clearance of the radioactivity from striatum.
- 15

PROPHETIC COMPOSITION EXAMPLES

- 20 "Active ingredient" as used throughout these examples relates to a final compound of formula (I), the pharmaceutically acceptable salts thereof, the solvates and the stereochemically isomeric forms thereof.

Typical examples of recipes for the formulation of the invention are as follows:

1. Tablets

- | | | |
|----|----------------------|------------|
| 25 | Active ingredient | 5 to 50 mg |
| | Di-calcium phosphate | 20 mg |
| | Lactose | 30 mg |
| | Talcum | 10 mg |
| | Magnesium stearate | 5 mg |
| 30 | Potato starch | ad 200 mg |

In this Example, active ingredient can be replaced with the same amount of any of the compounds according to the present invention, in particular by the same amount of any of the exemplified compounds.

2. Suspension

An aqueous suspension is prepared for oral administration so that each 1 milliliter contains 1 to 5 mg of one of the active compounds, 50 mg of sodium carboxymethyl cellulose, 1 mg of sodium benzoate, 500 mg of sorbitol and water ad 1 ml.

5

3. Injectable

A parenteral composition is prepared by stirring 1.5 % by weight of active ingredient of the invention in 10% by volume propylene glycol in water.

10 4. Ointment

Active ingredient	5 to 1000 mg
Stearyl alcohol	3 g
Lanoline	5 g
White petroleum	15 g
15 Water	ad 100 g

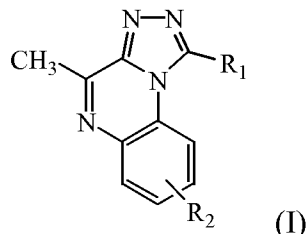
In this Example, active ingredient can be replaced with the same amount of any of the compounds according to the present invention, in particular by the same amount of any of the exemplified compounds.

20

Reasonable variations are not to be regarded as a departure from the scope of the invention. It will be obvious that the thus described invention may be varied in many ways by those skilled in the art.

Claims

1. A compound having the formula (I)



5 or a stereochemically isomeric form thereof, wherein

R^1 is phenyl or pyridinyl, each optionally substituted with 1 or 2 substituents independently selected from the group consisting of halo, C_{1-6} alkyl, trifluoromethyl, C_{1-6} alkyloxy, $(C_{3-6}$ cycloalkyl) C_{1-3} alkyloxy and trifluoromethoxy;

10

R^2 is selected from the group consisting of hydrogen, halo, trifluoromethyl, trifluoromethoxy, 1,1-difluoroethoxy, cyano, $(C_{3-6}$ cycloalkyl)carbonyl, C_{2-6} alkenyl, a radical of formula $-L^1-NR^3R^4$, or a radical of formula $-L^2-O-R^5$;

15 L^1 and L^2 each are a covalent bond, CH_2 , $CH(CF_3)$ or $C(=O)$;

R^3 is hydrogen or methyl;

20 R^4 is selected from the group consisting of hydrogen; C_{1-3} alkyl optionally substituted with 1 or 2 substituents independently selected from the group consisting of halo, hydroxy, C_{1-3} alkoxy, mono- and di(C_{1-3} alkyl)amino, C_{3-6} cycloalkyl, phenyl, 3,4,5-trimethoxyphenyl, pyridinyl, pyridinyl substituted with halo, morpholinyl, pyrrolidinyl, piperidinyl, and piperidinyl substituted with methyl; C_{3-6} cycloalkyl; tetrahydropyranyl; 1-methylpiperidin-4-yl; 4-hydroxycyclohexan-1-yl; 3,4,5-trimethoxyphenyl; C_{1-}
25 $_3$ alkylcarbonyl; and pyridinyl; or

30 NR^3R^4 is pyrrolidinyl, piperidinyl or morpholinyl, each optionally substituted with 1 or 2 substituents independently selected from the group consisting of halo, trifluoromethyl, hydroxyl, C_{1-3} alkyloxy, mono- and di(C_{1-3} alkyl)amino, hydroxy C_{1-3} alkyl, halo C_{1-3} alkyl, and methoxy C_{1-3} alkyl; or 4-methylpiperazin-1-yl;

R^5 is selected from the group consisting of hydrogen; C_{1-3} alkyl; C_{1-3} alkyl substituted with pyridinyl, phenyl, pyrrolidinyl or morpholinyl; phenyl; and pyridinyl;

or a pharmaceutically acceptable salt or a solvate thereof,

provided that R² is other than hydrogen when R¹ is phenyl, 4-methylphenyl, 2-methoxyphenyl, 3-methoxyphenyl, 4-methoxyphenyl, or
5 4-chlorophenyl.

2. The compound of formula (I) according to claim 1, or a stereochemically isomeric form thereof, wherein

10

R¹ is phenyl or pyridinyl, each optionally substituted with 1 or 2 substituents independently selected from the group consisting of halo, C₁₋₆alkyl, and C₁₋₆alkyloxy;

15

R² is selected from the group consisting of hydrogen, halo, trifluoromethoxy, 1,1-difluoroethoxy, cyano, (C₃₋₆cycloalkyl)carbonyl, C₂₋₆alkenyl, a radical of formula -L¹-NR³R⁴, or a radical of formula -L²-O-R⁵;

L¹ and L² each are a covalent bond, CH₂, CH(CF₃) or C(=O);

20

R³ is hydrogen or methyl;

25

R⁴ is selected from the group consisting of hydrogen; C₁₋₃alkyl optionally substituted with a substituent selected from the group consisting of halo, hydroxy, C₁₋₃alkoxy, mono- and di(C₁₋₃alkyl)amino, phenyl, 3,4,5-trimethoxyphenyl, pyridinyl, pyridinyl substituted with halo, morpholinyl, pyrrolidinyl, and piperidinyl; tetrahydropyranyl; 1-methylpiperidin-4-yl; 4-hydroxycyclohexan-1-yl; 3,4,5-trimethoxyphenyl; C₁₋₃alkylcarbonyl; pyridinyl; or

30

NR³R⁴ is pyrrolidinyl, piperidinyl or morpholinyl, each optionally substituted with 1 or 2 substituents independently selected from the group consisting of halo, trifluoromethyl, hydroxyl, C₁₋₃alkyloxy, hydroxyC₁₋₃alkyl, haloC₁₋₃alkyl, and methoxyC₁₋₃alkyl; or 4-methylpiperazin-1-yl;

35

R⁵ is selected from the group consisting of hydrogen; C₁₋₃alkyl; C₁₋₃alkyl substituted with pyridinyl, phenyl, or morpholinyl; phenyl; and pyridinyl; or a pharmaceutically acceptable salt or a solvate thereof.

3. The compound according to claim 1, or a stereochemically isomeric form thereof, wherein

R¹ is phenyl or pyridinyl each optionally substituted with 1 or 2 substituents independently selected from the group consisting of halo, and C₁₋₆alkyloxy;

5

R² is selected from the group consisting of halo, cyano, a radical of formula -L¹-NR³R⁴; or a radical of formula -L²-O-R⁵;

L¹ and L² each are a covalent bond, CH₂ or C(=O);

10

R³ is hydrogen or methyl;

R⁴ is selected from the group consisting of C₁₋₃alkyl optionally substituted with a substituent selected from the group consisting of halo, C₁₋₃alkoxy, mono- and

15

di(C₁₋₃alkyl)amino, phenyl, pyridinyl, pyridinyl substituted with halo, morpholinyl, and piperidinyl; 1-methylpiperidin-4-yl; 3,4,5-trimethoxyphenyl; pyridinyl; or

NR³R⁴ is pyrrolidinyl, piperidinyl or morpholinyl each optionally substituted with 1 or 2 substituents independently selected from the group consisting of halo and hydroxyl; or 4-methylpiperazin-1-yl;

20

R⁵ is C₁₋₃alkyl substituted with pyridinyl;

or a pharmaceutically acceptable salt or a solvate thereof.

25

4. The compound according to claim 1 or a stereochemically isomeric form thereof, wherein

R¹ is pyridinyl substituted with C₁₋₆alkyloxy and R² is as defined in claim 1, or a pharmaceutically acceptable salt or a solvate thereof.

30

5. The compound according to claim 1 selected from the group of

Ethyl 1-(2-chlorophenyl)-4-methyl[1,2,4]triazolo[4,3-a]quinoxaline-8-carboxylate;

Ethyl 1-(2-chlorophenyl)-4-methyl[1,2,4]triazolo[4,3-a]quinoxaline-7-carboxylate;

Ethyl 4-methyl-1-phenyl[1,2,4]triazolo[4,3-a]quinoxaline-8-carboxylate;

Ethyl 4-methyl-1-phenyl[1,2,4]triazolo[4,3-a]quinoxaline-7-carboxylate;

8-Bromo-1-(2-chlorophenyl)-4-methyl[1,2,4]triazolo[4,3-a]quinoxaline;

7-Bromo-1-(2-chlorophenyl)-4-methyl[1,2,4]triazolo[4,3-a]quinoxaline;
1-(2-Chlorophenyl)-4-methyl-8-(trifluoromethoxy)[1,2,4]triazolo[4,3-a]quinoxaline;
1-(2-Chlorophenyl)-4-methyl-7-(trifluoromethoxy)[1,2,4]triazolo[4,3-a]quinoxaline;
1-(2-Chlorophenyl)-8-methoxy-4-methyl[1,2,4]triazolo[4,3-a]quinoxaline;
8-Bromo-1-(5-butoxy-2-chlorophenyl)-4-methyl[1,2,4]triazolo[4,3-a]quinoxaline;
7-Bromo-1-(5-butoxy-2-chlorophenyl)-4-methyl[1,2,4]triazolo[4,3-a]quinoxaline;
8-Bromo-1-(5-butoxypyridin-3-yl)-4-methyl[1,2,4]triazolo[4,3-a]quinoxaline;
Benzyl 4-methyl-1-phenyl[1,2,4]triazolo[4,3-a]quinoxaline-8-carboxylate;
N-Benzyl-4-methyl-1-phenyl[1,2,4]triazolo[4,3-a]quinoxaline-8-carboxamide;
1-(2-Chlorophenyl)-N-ethyl-4-methyl[1,2,4]triazolo[4,3-a]quinoxaline-8-carboxamide;
1-(2,5-Dichlorophenyl)-4-methyl-N-(pyridin-2-ylmethyl)[1,2,4]triazolo[4,3-a]quinoxaline-8-carboxamide;
8-(Ethoxymethyl)-4-methyl-1-phenyl[1,2,4]triazolo[4,3-a]quinoxaline;
1-(2-Chlorophenyl)-4-methyl[1,2,4]triazolo[4,3-a]quinoxalin-8-ol;
1-(2-Chlorophenyl)-8-ethenyl-4-methyl[1,2,4]triazolo[4,3-a]quinoxaline;
1-(2-Chlorophenyl)-4-methyl-8-(2-pyridin-2-ylethoxy)[1,2,4]triazolo[4,3-a]quinoxaline;
1-(2-Chlorophenyl)-4-methyl-8-(4-methylpiperazin-1-yl)[1,2,4]triazolo[4,3-a]quinoxaline;
1-(5-Butoxypyridin-3-yl)-4-methyl-8-(morpholin-4-ylmethyl)[1,2,4]triazolo[4,3-a]quinoxaline, or a hydrochloride salt thereof, or an oxalate salt thereof;
1-(5-Butoxypyridin-3-yl)-4-methyl-8-[morpholin-4-yl(³H₁)methyl][1,2,4]triazolo[4,3-a]quinoxaline;
1-(5-Butoxy-2-chlorophenyl)-4-methyl-8-(morpholin-4-ylmethyl)[1,2,4]triazolo[4,3-a]quinoxaline or a hydrochloride salt thereof;
1-(2-Chlorophenyl)-4-methyl-8-(morpholin-4-ylmethyl)[1,2,4]triazolo[4,3-a]quinoxaline;
N- {[1-(2-Chlorophenyl)-4-methyl[1,2,4]triazolo[4,3-a]quinoxalin-8-yl]methyl} ethanamine;
1-[1-(2-Chlorophenyl)-4-methyl[1,2,4]triazolo[4,3-a]quinoxalin-8-yl]-2,2,2-trifluoroethanol;
1-(2-Chlorophenyl)-4-methyl-8-(2,2,2-trifluoro-1-morpholin-4-ylethyl)[1,2,4]triazolo[4,3-a]quinoxaline;
1-(2-Chloro-6-fluorophenyl)-4-methyl-8-(morpholin-4-ylmethyl)[1,2,4]triazolo[4,3-a]quinoxaline;
1-[2-Chloro-6-(¹⁸F)fluorophenyl]-4-methyl-8-(morpholin-4-ylmethyl)[1,2,4]triazolo[4,3-a]quinoxaline;

Cyclopropyl[4-methyl-1-(4-methylpyridin-3-yl)[1,2,4]triazolo[4,3-a]quinoxalin-8-yl]methanone;

1-(2-Chlorophenyl)-8-(1,1-difluoroethoxy)-4-methyl[1,2,4]triazolo[4,3-a]quinoxaline;

1-(5-Butoxy-2-chlorophenyl)-4-methyl-8-(4-methylpiperazin-1-yl)[1,2,4]triazolo[4,3-a]quinoxaline;

1-(2-Chlorophenyl)-4-methyl[1,2,4]triazolo[4,3-a]quinoxalin-8-amine;

N-[1-(2-Chlorophenyl)-4-methyl[1,2,4]triazolo[4,3-a]quinoxalin-8-yl]propanamide;

(4-Methyl-1-phenyl[1,2,4]triazolo[4,3-a]quinoxalin-8-yl)methanol;

1-(2-Chlorophenyl)-4-methyl-8-(pyridin-4-yloxy)[1,2,4]triazolo[4,3-a]quinoxaline;

1-(2-Chlorophenyl)-N-[(4-fluoropyridin-2-yl)methyl]-4-methyl[1,2,4]triazolo[4,3-a]quinoxaline-8-carboxamide;

1-(2-Chlorophenyl)-N-[(6-fluoropyridin-2-yl)methyl]-4-methyl[1,2,4]triazolo[4,3-a]quinoxaline-8-carboxamide;

1-(2,6-Dichlorophenyl)-N-ethyl-4-methyl[1,2,4]triazolo[4,3-a]quinoxaline-8-carboxamide;

N-Benzyl-1-(2-chlorophenyl)-4-methyl[1,2,4]triazolo[4,3-a]quinoxaline-8-carboxamide;

1-(2-Chlorophenyl)-4-methyl-N-(pyridin-2-ylmethyl)[1,2,4]triazolo[4,3-a]quinoxaline-8-carboxamide;

1-(2-Chlorophenyl)-4-methyl-N-(2-morpholin-4-ylethyl)[1,2,4]triazolo[4,3-a]quinoxaline-8-carboxamide;

1-(2-Chlorophenyl)-N-(2-methoxyethyl)-4-methyl[1,2,4]triazolo[4,3-a]quinoxaline-8-carboxamide;

1-(2-Chlorophenyl)-4-methyl-N-(2-phenylethyl)[1,2,4]triazolo[4,3-a]quinoxaline-8-carboxamide;

1-(2-Chloro-5-fluorophenyl)-4-methyl-N-(pyridin-2-ylmethyl)[1,2,4]triazolo[4,3-a]quinoxaline-8-carboxamide;

1-(2-Chlorophenyl)-N-(2-fluoroethyl)-4-methyl[1,2,4]triazolo[4,3-a]quinoxaline-8-carboxamide;

1-(2-Chlorophenyl)-N-[2-(diethylamino)ethyl]-4-methyl[1,2,4]triazolo[4,3-a]quinoxaline-8-carboxamide;

1-(2-Chlorophenyl)-N-(2-hydroxyethyl)-4-methyl[1,2,4]triazolo[4,3-a]quinoxaline-8-carboxamide;

1-(2-Chloro-5-methoxyphenyl)-4-methyl-N-(pyridin-2-ylmethyl)[1,2,4]triazolo[4,3-a]quinoxaline-8-carboxamide;

1-(2-Chloro-5-methylphenyl)-4-methyl-N-(pyridin-2-ylmethyl)[1,2,4]triazolo[4,3-

a]quinoxaline-8-carboxamide;
1-(2-Chlorophenyl)-4-methyl-N-(2-piperidin-1-ylethyl)[1,2,4]triazolo[4,3-a]quinoxaline-8-carboxamide;
1-(2-Chlorophenyl)-N,4-dimethyl[1,2,4]triazolo[4,3-a]quinoxaline-8-carboxamide;
1-(2-Chlorophenyl)-4-methyl-N-(1-methylpiperidin-4-yl)[1,2,4]triazolo[4,3-a]quinoxaline-8-carboxamide;
1-(2-Chlorophenyl)-4-methyl-N-(2-pyrrolidin-1-ylethyl)[1,2,4]triazolo[4,3-a]quinoxaline-8-carboxamide;
1-(2-Chlorophenyl)-4-methyl-N-(3,4,5-trimethoxyphenyl)[1,2,4]triazolo[4,3-a]quinoxaline-8-carboxamide;
N- {[1-(2-Chlorophenyl)-4-methyl[1,2,4]triazolo[4,3-a]quinoxalin-8-yl]methyl}pyridin-3-amine;
N-Ethyl-1-(2-fluorophenyl)-4-methyl[1,2,4]triazolo[4,3-a]quinoxaline-8-carboxamide;
4-Methyl-1-phenyl-N-(pyridin-2-ylmethyl)[1,2,4]triazolo[4,3-a]quinoxaline-8-carboxamide;
1-(2-Methoxyphenyl)-4-methyl-N-(pyridin-2-ylmethyl)[1,2,4]triazolo[4,3-a]quinoxaline-8-carboxamide;
4-Methyl-1-phenyl-N-(2-phenylethyl)[1,2,4]triazolo[4,3-a]quinoxaline-8-carboxamide;
(4- {[1-(2-Chlorophenyl)-4-methyl[1,2,4]triazolo[4,3-a]quinoxalin-8-yl]methyl}morpholin-2-yl)methanol;
4-Methyl-1-phenyl-N-(pyridin-3-ylmethyl)[1,2,4]triazolo[4,3-a]quinoxaline-8-carboxamide;
1- {[1-(2-Chlorophenyl)-4-methyl[1,2,4]triazolo[4,3-a]quinoxalin-8-yl]methyl}pyrrolidin-3-ol;
1-[2-Chloro-5-(1-methylethoxy)phenyl]-4-methyl-8-(morpholin-4-ylmethyl)[1,2,4]triazolo[4,3-a]quinoxaline or a hydrochloride salt thereof;
1-(2-Chlorophenyl)-8- {[2-(fluoromethyl)morpholin-4-yl]methyl}-4-methyl[1,2,4]triazolo[4,3-a]quinoxaline;
1-(2-Chlorophenyl)-4-methyl-N-(2-pyridin-2-ylethyl)[1,2,4]triazolo[4,3-a]quinoxalin-8-amine;
1-(2-Chlorophenyl)-8-[(4-fluoropiperidin-1-yl)methyl]-4-methyl[1,2,4]triazolo[4,3-a]quinoxaline;
1- {[1-(2-Chlorophenyl)-4-methyl[1,2,4]triazolo[4,3-a]quinoxalin-8-yl]methyl}piperidin-3-ol;
2-(4- {[1-(2-Chlorophenyl)-4-methyl[1,2,4]triazolo[4,3-a]quinoxalin-8-

yl)methyl}morpholin-2-yl)ethanol;
1-[1-(2-Chlorophenyl)-4-methyl[1,2,4]triazolo[4,3-a]quinoxalin-8-yl]-N-ethyl-2,2,2-trifluoroethanamine;
N-Ethyl-4-methyl-1-phenyl[1,2,4]triazolo[4,3-a]quinoxaline-8-carboxamide;
1-(2-Chlorophenyl)-4-methyl-N-(3,4,5-trimethoxybenzyl)[1,2,4]triazolo[4,3-a]quinoxaline-8-carboxamide;
1-(2-Chlorophenyl)-N-(2-methoxyethyl)-4-methyl[1,2,4]triazolo[4,3-a]quinoxalin-8-amine;
N-Ethyl-4-methyl-1-(2-methylpyridin-3-yl)[1,2,4]triazolo[4,3-a]quinoxaline-8-carboxamide;
8-Bromo-1-(2-chloro-5-methoxyphenyl)-4-methyl[1,2,4]triazolo[4,3-a]quinoxaline;
1-(2-Chloro-5-ethoxyphenyl)-4-methyl-8-(morpholin-4-ylmethyl)[1,2,4]triazolo[4,3-a]quinoxaline or a hydrochloride salt thereof;
1-(2-Chlorophenyl)-4-methyl-N-(2-morpholin-4-ylethyl)[1,2,4]triazolo[4,3-a]quinoxalin-8-amine;
1-(2-Chloro-5-propoxyphenyl)-4-methyl-8-(morpholin-4-ylmethyl)[1,2,4]triazolo[4,3-a]quinoxaline or a hydrochloride salt thereof;
1-(2-Chlorophenyl)-4-methyl-8-[(4-methylpiperazin-1-yl)methyl][1,2,4]triazolo[4,3-a]quinoxaline;
1-(2-Chloro-4-methoxyphenyl)-4-methyl-N-(pyridin-2-ylmethyl)[1,2,4]triazolo[4,3-a]quinoxaline-8-carboxamide;
1-(2-Chlorophenyl)-8- {[2-(methoxymethyl)morpholin-4-yl]methyl}-4-methyl[1,2,4]triazolo[4,3-a]quinoxaline or a hydrochloride salt thereof;
N- {[1-(2-Chlorophenyl)-4-methyl[1,2,4]triazolo[4,3-a]quinoxalin-8-yl]methyl}tetrahydro-2H-pyran-4-amine;
4-Methyl-1-phenyl-N-(3-phenylpropyl)[1,2,4]triazolo[4,3-a]quinoxaline-8-carboxamide;
N-Ethyl-1-(2-methoxyphenyl)-4-methyl[1,2,4]triazolo[4,3-a]quinoxaline-8-carboxamide;
1-(5-Butoxy-2-chlorophenyl)-4-methyl-8-(pyrrolidin-1-ylmethyl)[1,2,4]triazolo[4,3-a]quinoxaline or a hydrochloride salt thereof;
N-Ethyl-1-(5-methoxypyridin-3-yl)-4-methyl[1,2,4]triazolo[4,3-a]quinoxaline-8-carboxamide;
1- {[1-(2-Chlorophenyl)-4-methyl[1,2,4]triazolo[4,3-a]quinoxalin-8-yl]methyl}piperidin-4-ol;
1-(2-Chloro-4-fluorophenyl)-4-methyl-8-(morpholin-4-ylmethyl)[1,2,4]triazolo[4,3-a]quinoxaline;

4-Methyl-1-phenyl-N-(pyridin-4-ylmethyl)[1,2,4]triazolo[4,3-a]quinoxaline-8-carboxamide;

1-(2-Chloro-5-methoxyphenyl)-4-methyl-8-(morpholin-4-ylmethyl)[1,2,4]triazolo[4,3-a]quinoxaline;

8-Bromo-1-(2-chloro-5-ethoxyphenyl)-4-methyl[1,2,4]triazolo[4,3-a]quinoxaline;

1-(2-Chlorophenyl)-8-[(3-methoxypiperidin-1-yl)methyl]-4-methyl[1,2,4]triazolo[4,3-a]quinoxaline;

1-(2-Chlorophenyl)-N,N,4-trimethyl[1,2,4]triazolo[4,3-a]quinoxalin-8-amine;

1-[1-(5-Butoxy-2-chlorophenyl)-4-methyl[1,2,4]triazolo[4,3-a]quinoxalin-8-yl]-N,N-dimethylmethanamine;

1-(2-Chlorophenyl)-8- {[2-(2-fluoroethyl)morpholin-4-yl]methyl} -4-methyl[1,2,4]triazolo[4,3-a]quinoxaline;

trans-4-({[1-(2-Chlorophenyl)-4-methyl[1,2,4]triazolo[4,3-a]quinoxalin-8-yl]methyl} amino)cyclohexanol;

1-(5-Methoxypyridin-3-yl)-4-methyl-8-(morpholin-4-ylmethyl)[1,2,4]triazolo[4,3-a]quinoxaline;

8-Bromo-1-(2-chloro-5-propoxyphenyl)-4-methyl[1,2,4]triazolo[4,3-a]quinoxaline;

1-(2-Chlorophenyl)-8-[(4-methoxypiperidin-1-yl)methyl]-4-methyl[1,2,4]triazolo[4,3-a]quinoxaline;

1-(2-Chlorophenyl)-8- {[3-(methoxymethyl)pyrrolidin-1-yl]methyl} -4-methyl[1,2,4]triazolo[4,3-a]quinoxaline;

8-Bromo-1-(5-butoxy-2-fluorophenyl)-4-methyl[1,2,4]triazolo[4,3-a]quinoxaline;

1-(2-Chlorophenyl)-4-methyl[1,2,4]triazolo[4,3-a]quinoxaline;

1-(2-Chloro-5-methoxyphenyl)-8-[(4-fluoropiperidin-1-yl)methyl]-4-methyl[1,2,4]triazolo[4,3-a]quinoxaline;

4-Methyl-8-(phenoxymethyl)-1-phenyl[1,2,4]triazolo[4,3-a]quinoxaline;

N-Benzyl-1-[1-(2-chlorophenyl)-4-methyl[1,2,4]triazolo[4,3-a]quinoxalin-8-yl]methanamine;

8-Bromo-1-[2-chloro-5-(1-methylethoxy)phenyl]-4-methyl[1,2,4]triazolo[4,3-a]quinoxaline;

N- {[1-(5-Butoxy-2-chlorophenyl)-4-methyl[1,2,4]triazolo[4,3-a]quinoxalin-8-yl]methyl} ethanamine;

1-(2-Chloro-5-ethoxyphenyl)-4-methyl-8-(4-methylpiperazin-1-yl)[1,2,4]triazolo[4,3-a]quinoxaline;

N- {[1-(2-Chloro-5-ethoxyphenyl)-4-methyl[1,2,4]triazolo[4,3-a]quinoxalin-8-yl]methyl} pyridin-3-amine or a hydrochloride salt thereof;

N-Benzyl-N,4-dimethyl-1-phenyl[1,2,4]triazolo[4,3-a]quinoxaline-8-carboxamide;

1- {[1-(5-Butoxy-2-chlorophenyl)-4-methyl[1,2,4]triazolo[4,3-a]quinoxalin-8-yl]methyl} piperidin-4-ol;

1-(2-Chlorophenyl)-8- {[2-(2-methoxyethyl)morpholin-4-yl]methyl}-4-methyl[1,2,4]triazolo[4,3-a]quinoxaline;

1-[1-(2-Chlorophenyl)-4-methyl[1,2,4]triazolo[4,3-a]quinoxalin-8-yl]-N,N-dimethylmethanamine;

1-(2,4-Dichlorophenyl)-4-methyl-N-(pyridin-2-ylmethyl)[1,2,4]triazolo[4,3-a]quinoxaline-8-carboxamide;

N-Ethyl-4-methyl-1-(4-methylpyridin-3-yl)[1,2,4]triazolo[4,3-a]quinoxaline-8-carboxamide;

(1- {[1-(2-Chlorophenyl)-4-methyl[1,2,4]triazolo[4,3-a]quinoxalin-8-yl]methyl} piperidin-3-yl)methanol;

N- {[1-(2-Chloro-5-propoxyphenyl)-4-methyl[1,2,4]triazolo[4,3-a]quinoxalin-8-yl]methyl} ethanamine;

1-[1-(2-Chloro-5-propoxyphenyl)-4-methyl[1,2,4]triazolo[4,3-a]quinoxalin-8-yl]-N,N-dimethylmethanamine or a hydrochloride salt thereof;

1-(2-Chlorophenyl)-4-methyl-8-(2-morpholin-4-ylethoxy)[1,2,4]triazolo[4,3-a]quinoxaline;

1-(2-Chlorophenyl)-8- {[2-fluoro-2-(trifluoromethyl)morpholin-4-yl]methyl}-4-methyl[1,2,4]triazolo[4,3-a]quinoxaline;

1-[2-Chloro-5-(1-methylethoxy)phenyl]-4-methyl-8-(4-methylpiperazin-1-yl)[1,2,4]triazolo[4,3-a]quinoxaline;

1-(2-Chloro-5-propoxyphenyl)-4-methyl-8-(2-pyridin-3-ylethoxy)[1,2,4]triazolo[4,3-a]quinoxaline;

1-(2-Chloro-5-propoxyphenyl)-4-methyl-8-(4-methylpiperazin-1-yl)[1,2,4]triazolo[4,3-a]quinoxaline;

4-Methyl-1-(2-methylpyridin-3-yl)-8-(morpholin-4-ylmethyl)[1,2,4]triazolo[4,3-a]quinoxaline;

4-Methyl-8-(morpholin-4-ylmethyl)-1-(5-propoxypyridin-3-yl)[1,2,4]triazolo[4,3-a]quinoxaline or a hydrochloride salt thereof;

1-(5-Butoxy-2-fluorophenyl)-4-methyl[1,2,4]triazolo[4,3-a]quinoxaline-8-carbonitrile;

1-(2-Chloro-5-ethoxyphenyl)-4-methyl-8-(2-pyridin-3-ylethoxy)[1,2,4]triazolo[4,3-a]quinoxaline;

2-Phenylethyl 4-methyl-1-phenyl[1,2,4]triazolo[4,3-a]quinoxaline-8-carboxylate;

N-Ethyl-1-(2-methoxypyridin-3-yl)-4-methyl[1,2,4]triazolo[4,3-a]quinoxaline-8-carboxamide;

8-Bromo-1-(5-methoxy-pyridin-3-yl)-4-methyl[1,2,4]triazolo[4,3-a]quinoxaline;
8-Bromo-1-[5-(cyclopropylmethoxy)pyridin-3-yl]-4-methyl[1,2,4]triazolo[4,3-a]quinoxaline;
N-{{1-(5-Butoxy-2-chlorophenyl)-4-methyl[1,2,4]triazolo[4,3-a]quinoxalin-8-yl}methyl} cyclobutanamine;
N-Ethyl-4-methyl-1-pyridin-4-yl[1,2,4]triazolo[4,3-a]quinoxaline-8-carboxamide;
1-{{1-(2-Chloro-5-ethoxyphenyl)-4-methyl[1,2,4]triazolo[4,3-a]quinoxalin-8-yl}methyl} piperidin-4-ol;
1-{{1-(2-Chloro-5-propoxyphenyl)-4-methyl[1,2,4]triazolo[4,3-a]quinoxalin-8-yl}methyl} piperidin-4-ol;
1-(5-Butoxy-2-chlorophenyl)-4-methyl-8-(2-pyridin-3-ylethoxy)[1,2,4]triazolo[4,3-a]quinoxaline;
8-Bromo-4-methyl-1-(2-methylpyridin-3-yl)[1,2,4]triazolo[4,3-a]quinoxaline;
1-(5-Butoxy-2-chlorophenyl)-8-[(4-fluoropiperidin-1-yl)methyl]-4-methyl[1,2,4]triazolo[4,3-a]quinoxaline;
N-({1-[2-Chloro-5-(1-methylethoxy)phenyl]-4-methyl[1,2,4]triazolo[4,3-a]quinoxalin-8-yl}methyl)pyridin-3-amine or a hydrochloride salt thereof;
1-[2-Chloro-5-(1-methylethoxy)phenyl]-8-[(4-fluoropiperidin-1-yl)methyl]-4-methyl[1,2,4]triazolo[4,3-a]quinoxaline or a hydrochloride salt thereof;
1-(2-Chloro-5-propoxyphenyl)-8-[(4-fluoropiperidin-1-yl)methyl]-4-methyl[1,2,4]triazolo[4,3-a]quinoxaline;
1-({1-[2-Chloro-5-(1-methylethoxy)phenyl]-4-methyl[1,2,4]triazolo[4,3-a]quinoxalin-8-yl}methyl)piperidin-4-ol;
1-(2-Chloro-5-propoxyphenyl)-4-methyl-8-[(4-methylpiperazin-1-yl)methyl][1,2,4]triazolo[4,3-a]quinoxaline;
N-{{1-(2-Chloro-5-propoxyphenyl)-4-methyl[1,2,4]triazolo[4,3-a]quinoxalin-8-yl}methyl} pyridin-3-amine or a hydrochloride salt thereof;
1-(2-Chlorophenyl)-4-methyl-7-(2-pyridin-2-ylethoxy)[1,2,4]triazolo[4,3-a]quinoxaline;
1-(2-Chloro-5-ethoxyphenyl)-8-[(4-fluoropiperidin-1-yl)methyl]-4-methyl[1,2,4]triazolo[4,3-a]quinoxaline or a hydrochloride salt thereof;
1-{{1-[2-Chloro-5-(1-methylethoxy)phenyl]-4-methyl[1,2,4]triazolo[4,3-a]quinoxalin-8-yl}methyl}-N,N-dimethylmethanamine;
1-[1-(2-Chloro-5-ethoxyphenyl)-4-methyl[1,2,4]triazolo[4,3-a]quinoxalin-8-yl]-N,N-dimethylmethanamine;
N-Ethyl-4-methyl-1-pyridin-3-yl[1,2,4]triazolo[4,3-a]quinoxaline-8-carboxamide;
1-(2-Chlorophenyl)-4-methyl[1,2,4]triazolo[4,3-a]quinoxalin-8-

yl](cyclopropyl)methanone;

1-(2-Chloro-5-ethoxyphenyl)-4-methyl-8-[(4-methylpiperazin-1-yl)methyl][1,2,4]triazolo[4,3-a]quinoxaline or a hydrochloride salt thereof;

1-[2-Chloro-5-(1-methylethoxy)phenyl]-4-methyl-8-(2-pyridin-3-ylethoxy)[1,2,4]triazolo[4,3-a]quinoxaline;

1-(2-Chlorophenyl)-4-methyl-N-(1-methylpiperidin-4-yl)[1,2,4]triazolo[4,3-a]quinoxalin-8-amine;

N-({1-[2-Chloro-5-(1-methylethoxy)phenyl]-4-methyl[1,2,4]triazolo[4,3-a]quinoxalin-8-yl}methyl)ethanamine or a hydrochloride salt thereof;

N-{{1-[5-Butoxy-2-chlorophenyl]-4-methyl[1,2,4]triazolo[4,3-a]quinoxalin-8-yl}methyl}propan-2-amine;

N-{{1-[5-Butoxypyridin-3-yl]-4-methyl[1,2,4]triazolo[4,3-a]quinoxalin-8-yl}methyl}ethanamine or a hydrochloride salt thereof;

N-{{1-[2-Chloro-5-ethoxyphenyl]-4-methyl[1,2,4]triazolo[4,3-a]quinoxalin-8-yl}methyl}ethanamine or a hydrochloride salt thereof;

1-[1-(5-Butoxy-2-chlorophenyl)-4-methyl[1,2,4]triazolo[4,3-a]quinoxalin-8-yl]-N-(cyclopropylmethyl)methanamine;

N-{{1-[5-Butoxypyridin-3-yl]-4-methyl[1,2,4]triazolo[4,3-a]quinoxalin-8-yl}methyl}propan-2-amine or a hydrochloride salt thereof;

8-Bromo-4-methyl-1-(5-methylpyridin-3-yl)[1,2,4]triazolo[4,3-a]quinoxaline;

N-{{1-[5-Butoxypyridin-3-yl]-4-methyl[1,2,4]triazolo[4,3-a]quinoxalin-8-yl}methyl}cyclobutanamine or a hydrochloride salt thereof;

1-[1-(5-Butoxypyridin-3-yl)-4-methyl[1,2,4]triazolo[4,3-a]quinoxalin-8-yl]-N-(cyclopropylmethyl)methanamine or a hydrochloride salt thereof;

1-{{1-[2-Chlorophenyl]-4-methyl[1,2,4]triazolo[4,3-a]quinoxalin-8-yl}methyl}-N,N-dimethylpiperidin-4-amine;

3-Phenylpropyl 4-methyl-1-phenyl[1,2,4]triazolo[4,3-a]quinoxaline-8-carboxylate;

8-Bromo-4-methyl-1-[2-(trifluoromethoxy)phenyl][1,2,4]triazolo[4,3-a]quinoxaline;

1-(5-Butoxy-2-chlorophenyl)-4-methyl-8-[(4-methylpiperazin-1-yl)methyl][1,2,4]triazolo[4,3-a]quinoxaline or a hydrochloride salt thereof;

1-(2-Chloro-5-propoxyphenyl)-4-methyl-8-[(2S)-pyrrolidin-2-ylmethoxy][1,2,4]triazolo[4,3-a]quinoxaline or a hydrochloride salt thereof;

4-Methyl-1-(5-methylpyridin-3-yl)-8-(trifluoromethyl)[1,2,4]triazolo[4,3-a]quinoxaline;

1-(5-Methoxypyridin-3-yl)-4-methyl-8-(trifluoromethyl)[1,2,4]triazolo[4,3-a]quinoxaline;

8-Methoxy-4-methyl-1-[2-(trifluoromethoxy)phenyl][1,2,4]triazolo[4,3-

a]quinoxaline;
1-(5-Methoxypyridin-3-yl)-4-methyl-8-(trifluoromethoxy)[1,2,4]triazolo[4,3-a]quinoxaline;
8-Bromo-1-(2,3-dichlorophenyl)-4-methyl[1,2,4]triazolo[4,3-a]quinoxaline;
4-Methyl-1-(2-methylpyridin-3-yl)-8-(trifluoromethyl)[1,2,4]triazolo[4,3-a]quinoxaline;
4-Methyl-1-(2-methylpyridin-3-yl)-8-(trifluoromethoxy)[1,2,4]triazolo[4,3-a]quinoxaline;
N-Ethyl-4-methyl-1-(2-methylpyridin-3-yl)[1,2,4]triazolo[4,3-a]quinoxaline-7-carboxamide;
1-[2-Chloro-5-(1-methylethoxy)phenyl]-4-methyl-8-[(4-methylpiperazin-1-yl)methyl][1,2,4]triazolo[4,3-a]quinoxaline or a hydrochloride salt thereof;
8-Bromo-1-(5-chloropyridin-3-yl)-4-methyl[1,2,4]triazolo[4,3-a]quinoxaline;
N-Ethyl-1-(5-methoxypyridin-3-yl)-4-methyl[1,2,4]triazolo[4,3-a]quinoxaline-7-carboxamide;
8-Methoxy-4-methyl-1-(4-methylpyridin-3-yl)[1,2,4]triazolo[4,3-a]quinoxaline;
4-Methyl-1-(2-methylpyridin-3-yl)[1,2,4]triazolo[4,3-a]quinoxaline;
7-Bromo-1-(5-butoxy-2-fluorophenyl)-4-methyl[1,2,4]triazolo[4,3-a]quinoxaline;
1-(5-Butoxy-2-fluorophenyl)-4-methyl[1,2,4]triazolo[4,3-a]quinoxaline-7-carbonitrile;
4-Methyl-1-(5-methylpyridin-3-yl)[1,2,4]triazolo[4,3-a]quinoxaline;
N-{[4-Methyl-1-(5-propoxypyridin-3-yl)[1,2,4]triazolo[4,3-a]quinoxalin-8-yl]methyl} ethanamine or a hydrochloride salt thereof;
N-Benzyl-4-methyl-1-phenyl[1,2,4]triazolo[4,3-a]quinoxaline-7-carboxamide;
N-Ethyl-1-(2-methoxypyridin-3-yl)-4-methyl[1,2,4]triazolo[4,3-a]quinoxaline-7-carboxamide;
N-Ethyl-4-methyl-1-pyridin-2-yl[1,2,4]triazolo[4,3-a]quinoxaline-8-carboxamide;
N-Ethyl-4-methyl-1-(6-methylpyridin-3-yl)[1,2,4]triazolo[4,3-a]quinoxaline-8-carboxamide;
1-(5-Chloropyridin-3-yl)-4-methyl[1,2,4]triazolo[4,3-a]quinoxaline;
1-(2-Chlorophenyl)-4-methyl[1,2,4]triazolo[4,3-a]quinoxaline-8-carboxylic acid;
4-Methyl-1-phenyl[1,2,4]triazolo[4,3-a]quinoxaline-8-carboxylic acid;
8-Bromo-1-(2-chloro-6-fluorophenyl)-4-methyl[1,2,4]triazolo[4,3-a]quinoxaline;
1-(2-Chloro-6-fluorophenyl)-8-ethenyl-4-methyl[1,2,4]triazolo[4,3-a]quinoxaline;
8-Bromo-1-(2,5-dichlorophenyl)-4-methyl[1,2,4]triazolo[4,3-a]quinoxaline;
8-Bromo-4-methyl-1-(4-methylpyridin-3-yl)[1,2,4]triazolo[4,3-a]quinoxaline;
8-Ethenyl-4-methyl-1-(4-methylpyridin-3-yl)[1,2,4]triazolo[4,3-a]quinoxaline;

1-(5-Butoxypyridin-3-yl)-8-ethenyl-4-methyl[1,2,4]triazolo[4,3-a]quinoxaline;
1-[5-(2-Fluoroethoxy)pyridin-3-yl]-4-methyl-8-(morpholin-4-ylmethyl)[1,2,4]triazolo[4,3-a]quinoxaline;
1-[5-(Cyclopropylmethoxy)pyridin-3-yl]-8-[(4-fluoropiperidin-1-yl)methyl]-4-methyl[1,2,4]triazolo[4,3-a]quinoxaline or a hydrochloride salt thereof;
1-[5-(Cyclopropylmethoxy)pyridin-3-yl]-4-methyl-8-(morpholin-4-ylmethyl)[1,2,4]triazolo[4,3-a]quinoxaline or a hydrochloride salt thereof;
N-({1-[5-(Cyclopropylmethoxy)pyridin-3-yl]-4-methyl[1,2,4]triazolo[4,3-a]quinoxalin-8-yl}methyl)ethanamine or a hydrochloride salt thereof;
1-[1-(5-Butoxypyridin-3-yl)-4-methyl[1,2,4]triazolo[4,3-a]quinoxalin-8-yl]-N,N-dimethylmethanamine or a hydrochloride salt thereof;
1-(5-Butoxypyridin-3-yl)-4-methyl-8-(pyrrolidin-1-ylmethyl)[1,2,4]triazolo[4,3-a]quinoxaline or a hydrochloride salt thereof;
1-[1-(5-Butoxy-2-chlorophenyl)-4-methyl[1,2,4]triazolo[4,3-a]quinoxalin-8-yl]-N-methylmethanamine or a hydrochloride salt thereof;
1-[5-(Ethoxymethyl)pyridin-3-yl]-4-methyl-8-(morpholin-4-ylmethyl)[1,2,4]triazolo[4,3-a]quinoxaline or a hydrochloride salt thereof;
1-{1-[5-(Cyclopropylmethoxy)pyridin-3-yl]-4-methyl[1,2,4]triazolo[4,3-a]quinoxalin-8-yl}-N,N-dimethylmethanamine or a hydrochloride salt thereof;
1-[5-(Cyclopropylmethoxy)pyridin-3-yl]-4-methyl-8-(pyrrolidin-1-ylmethyl)[1,2,4]triazolo[4,3-a]quinoxaline or a hydrochloride salt thereof;
N-({1-[5-(Cyclopropylmethoxy)pyridin-3-yl]-4-methyl[1,2,4]triazolo[4,3-a]quinoxalin-8-yl}methyl)cyclobutanamine or a hydrochloride salt thereof;
N-({1-[5-(Cyclopropylmethoxy)pyridin-3-yl]-4-methyl[1,2,4]triazolo[4,3-a]quinoxalin-8-yl}methyl)propan-2-amine or a hydrochloride salt thereof;
N-{{4-Methyl-1-(5-propoxy)pyridin-3-yl}[1,2,4]triazolo[4,3-a]quinoxalin-8-yl}methyl}cyclobutanamine or a hydrochloride salt thereof;
1-{1-[5-(Ethoxymethyl)pyridin-3-yl]-4-methyl[1,2,4]triazolo[4,3-a]quinoxalin-8-yl}-N,N-dimethylmethanamine or a hydrochloride salt thereof;
N-({1-[5-(Ethoxymethyl)pyridin-3-yl]-4-methyl[1,2,4]triazolo[4,3-a]quinoxalin-8-yl}methyl)cyclobutanamine or a hydrochloride salt thereof;
1-[1-(5-Butoxypyridin-3-yl)-4-methyl[1,2,4]triazolo[4,3-a]quinoxalin-8-yl]-N-methylmethanamine or a hydrochloride salt thereof;
1-[5-(2-Methoxyethoxy)pyridin-3-yl]-4-methyl-8-(morpholin-4-ylmethyl)[1,2,4]triazolo[4,3-a]quinoxaline;
1-(5-Butoxypyridin-3-yl)-8-[(4-fluoropiperidin-1-yl)methyl]-4-methyl[1,2,4]triazolo[4,3-a]quinoxaline or a hydrochloride salt thereof;

1-[5-(2-Methoxyethyl)pyridin-3-yl]-4-methyl-8-(morpholin-4-ylmethyl)[1,2,4]triazolo[4,3-a]quinoxaline or a hydrochloride salt thereof;
1-[5-(2-Methoxyethyl)pyridin-3-yl]-4-methyl-8-(morpholin-4-ylmethyl)[1,2,4]triazolo[4,3-a]quinoxaline or a hydrochloride salt thereof;
1-[5-(3-Fluoropropoxy)pyridin-3-yl]-4-methyl-8-(morpholin-4-ylmethyl)[1,2,4]triazolo[4,3-a]quinoxaline;
1-[5-(3-Methoxypropyl)pyridin-3-yl]-4-methyl-8-(morpholin-4-ylmethyl)[1,2,4]triazolo[4,3-a]quinoxaline or a hydrochloride salt thereof; and
1-(5-Butoxy-6-chloropyridin-3-yl)-4-methyl-8-(morpholin-4-ylmethyl)[1,2,4]triazolo[4,3-a]quinoxaline;

and the stereochemically isomeric forms thereof, the pharmaceutically acceptable salts thereof and the solvates thereof.

6. A pharmaceutical composition comprising a therapeutically effective amount of a
5 compound according to any one of claims 1 to 5 and a pharmaceutically acceptable carrier.
7. A compound according to any one of claims 1 to 5 for use as a medicament.
- 10 8. A compound according to any one of claims 1 to 5 or a pharmaceutical composition according to claim 6 for use in treating or preventing a central nervous system disorder selected from the group of psychotic disorders and conditions; anxiety disorders; movement disorders; drug abuse; mood disorders; neurodegenerative disorders; disorders or conditions comprising as a symptom a deficiency in attention
15 and/or cognition; pain; autistic disorder; and metabolic disorders.
9. A compound for use according to claim 8, wherein
the psychotic disorders are selected from the group of schizophrenia; schizophreniform disorder; schizoaffective disorder; delusional disorder; substance-
20 induced psychotic disorder; personality disorders of the paranoid type; and personality disorder of the schizoid type;
the anxiety disorders are selected from the group of panic disorder; agoraphobia; specific phobia; social phobia; obsessive-compulsive disorder; post-traumatic stress disorder; acute stress disorder; and generalized anxiety disorder;

the movement disorders are selected from the group of Huntington's disease and dyskinesia; Parkinson's disease; restless leg syndrome and essential tremor; Tourette's syndrome and other tic disorders;

5 the substance-related disorders are selected from the group of alcohol abuse; alcohol dependence; alcohol withdrawal; alcohol withdrawal delirium; alcohol-induced psychotic disorder; amphetamine dependence; amphetamine withdrawal; cocaine dependence; cocaine withdrawal; nicotine dependence; nicotine withdrawal; opioid dependence and opioid withdrawal;

10 the mood disorders are selected from depression; mania; bipolar I disorder, bipolar II disorder; cyclothymic disorder; dysthymic disorder; major depressive disorder; treatment-resistant depression; and substance-induced mood disorder;

the neurodegenerative disorders are selected from the group of Parkinson's disease; Huntington's disease; dementia; Alzheimer's disease; multi-infarct dementia; AIDS-related dementia or frontotemporal dementia;

15 the disorders or conditions comprising as a symptom a deficiency in attention and/or cognition are selected from the group of dementia associated with Alzheimer's disease; multi-infarct dementia; dementia due to Lewy body disease; alcoholic dementia or substance-induced persisting dementia; dementia associated with intracranial tumours or cerebral trauma; dementia associated with Huntington's disease; 20 dementia associated with Parkinson's disease; AIDS-related dementia; dementia due to Pick's disease; dementia due to Creutzfeldt-Jakob disease; delirium; amnesic disorder; post-traumatic stress disorder; stroke; progressive supranuclear palsy; mental retardation; a learning disorder; attention-deficit/hyperactivity disorder (ADHD); mild cognitive impairment; Asperger's syndrome; and age-related cognitive impairment;

25 pain is selected from acute and chronic pain states, severe pain, intractable pain, neuropathic pain and post-traumatic pain, cancer pain, non-cancer pain, pain disorder associated with psychological factors, pain disorder associated with a general medical condition or pain disorder associated with both psychological factors and a general medical condition;

30 the metabolic disorders are selected from the group of type 1 diabetes; type 2 diabetes; obesity; syndrome X; impaired glucose tolerance; impaired fasting glucose; gestational diabetes; maturity-onset diabetes of the young (MODY); latent autoimmune diabetes adult (LADA); associated diabetic dyslipidemia; hyperglycemia; hyperinsulinemia; dyslipidemia; hypertriglyceridemia; and insulin resistance.

35

10. A process for preparing a pharmaceutical composition as defined in claim 6, characterized in that a pharmaceutically acceptable carrier is intimately mixed with a therapeutically effective amount of a compound as defined in any one of claims 1 to 5.

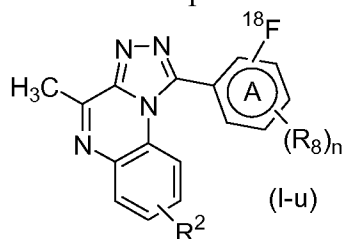
5 11. A compound according to any one of claims 1 to 5 in combination with an additional pharmaceutical agent for use in the treatment or prevention of a condition as cited in any one of claims 8 to 9.

12. A product comprising

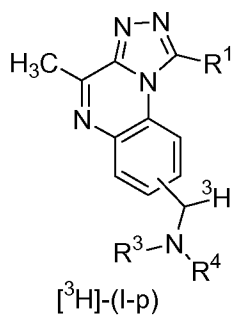
- 10 (a) a compound as defined in any one of claims 1 to 5; and
 (b) an additional pharmaceutical agent,

as a combined preparation for simultaneous, separate or sequential use in the treatment or prevention of a condition as cited in any one of claims 8 to 9.

15 13. A compound according to claim 1, having the formula (I-u) or [³H]-(I-p)



wherein ring A is phenyl or pyridinyl, R⁸ is halo or trifluoromethyl, n is 0 or 1 and R² is as defined in claim 1; or



wherein R¹, R³ and R⁴, are as defined in claim 1;

20

or a pharmaceutically acceptable salt or a solvate thereof.

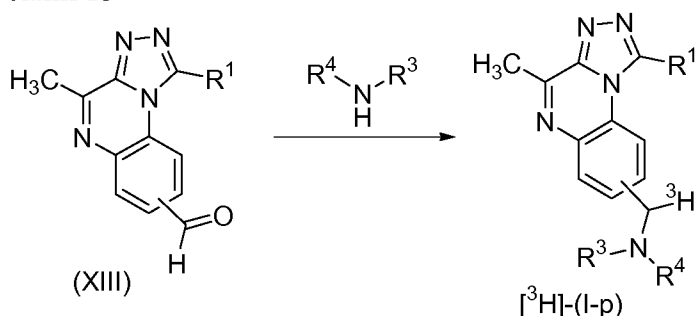
14. A sterile solution comprising a compound of Formula [³H]-(I-p) as defined in claim 13.

25

15. A compound of formula [³H]-(I-p) as defined in claim 13 or a sterile solution as defined in claim 14, for use in imaging a tissue, cells or a host, in vitro or in vivo.

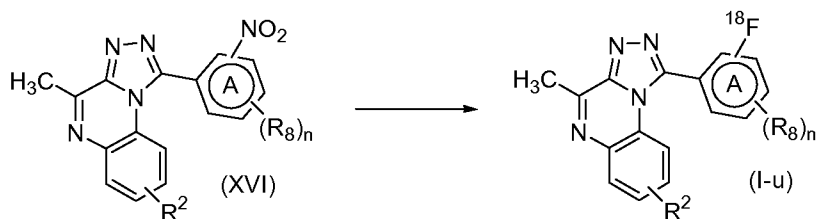
16. A method of imaging a tissue, cells or a host, comprising contacting with or administering to a tissue, cells or a host, a compound of Formula (I-u) as defined in claim 13, and imaging the tissue, cells or host with a positron-emission tomography imaging system.

17. A process for the preparation of a compound of Formula [3H]-(I-p) as defined in claim 13



10 comprising the step of reacting a compound of Formula (XIII) with an amine of formula NHR³R⁴, wherein R³ and R⁴ are as defined in claim 1, in a reductive amination reaction using tritium in the presence of a catalyst.

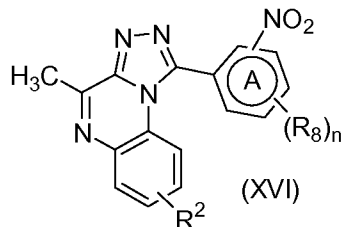
18. A process for the preparation of a compound of Formula (I-u) as defined in claim 13, wherein ring A is phenyl or pyridinyl, R⁸ is halo or trifluoromethyl, n is 0 or 1 and R² is as defined in claim 1



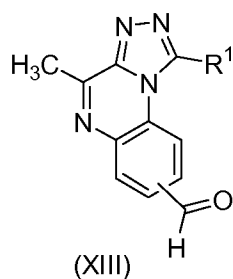
comprising the step of reacting a compound of Formula (XVI) with a source of [¹⁸F]F⁻ in an inert solvent under heating.

20

19. An intermediate compound having the formula (XVI) or (XIII)



wherein ring A is phenyl or pyridinyl, R⁸ is halo or trifluoromethyl, n is 0 or 1 and R² is as defined in claim 1; or



wherein R¹ is as defined in claim 1;

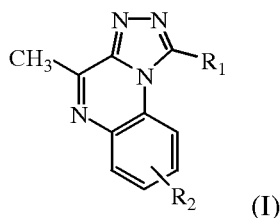
or a pharmaceutically acceptable salt or a solvate thereof.

- 5 **20.** A method of treating a disorder selected from the group of psychotic disorders and conditions; anxiety disorders; movement disorders; drug abuse; mood disorders; neurodegenerative disorders; disorders or conditions comprising as a symptom a deficiency in attention and/or cognition; pain; autistic disorder; and metabolic disorders, comprising administering to a subject in need thereof, a therapeutically
- 10 effective amount of a compound according to any one of claims 1 to 5 or a therapeutic amount of a pharmaceutical composition according to claim 6.

AMENDED CLAIMS

received by the International Bureau on 12 November 2012 (12.11.12)

1. A compound having the formula (I)



- 5 or a stereochemically isomeric form thereof, wherein

R¹ is phenyl or pyridinyl, each optionally substituted with 1 or 2 substituents independently selected from the group consisting of halo, C₁₋₆alkyl, trifluoromethyl, C₁₋₆alkyloxy, (C₃₋₆cycloalkyl)C₁₋₃alkyloxy and trifluoromethoxy;

10

R² is selected from the group consisting of hydrogen, halo, trifluoromethyl, trifluoromethoxy, 1,1-difluoroethoxy, cyano, (C₃₋₆cycloalkyl)carbonyl, C₂₋₆alkenyl, a radical of formula -L¹-NR³R⁴, or a radical of formula -L²-O-R⁵;

- 15 L¹ and L² each are a covalent bond, CH₂, CH(CF₃) or C(=O);

R³ is hydrogen or methyl;

- 20 R⁴ is selected from the group consisting of hydrogen; C₁₋₃alkyl optionally substituted with 1 or 2 substituents independently selected from the group consisting of halo, hydroxy, C₁₋₃alkoxy, mono- and di(C₁₋₃alkyl)amino, C₃₋₆cycloalkyl, phenyl, 3,4,5-trimethoxyphenyl, pyridinyl, pyridinyl substituted with halo, morpholinyl, pyrrolidinyl, piperidinyl, and piperidinyl substituted with methyl; C₃₋₆cycloalkyl; tetrahydropyranyl; 1-methylpiperidin-4-yl; 4-hydroxycyclohexan-1-yl; 3,4,5-trimethoxyphenyl; C₁₋
25 ₃alkylcarbonyl; and pyridinyl; or

- 30 NR³R⁴ is pyrrolidinyl, piperidinyl or morpholinyl, each optionally substituted with 1 or 2 substituents independently selected from the group consisting of halo, trifluoromethyl, hydroxyl, C₁₋₃alkyloxy, mono- and di(C₁₋₃alkyl)amino, hydroxyC₁₋₃alkyl, haloC₁₋₃alkyl, and methoxyC₁₋₃alkyl; or 4-methylpiperazin-1-yl;

R⁵ is selected from the group consisting of hydrogen; C₁₋₃alkyl; C₁₋₃alkyl substituted with pyridinyl, phenyl, pyrrolidinyl or morpholinyl; phenyl; and pyridinyl;

or a pharmaceutically acceptable salt or a solvate thereof,

provided that R² is other than hydrogen when R¹ is phenyl, 4-methylphenyl, 2-
5 methoxyphenyl, 3-methoxyphenyl, 4-methoxyphenyl, or
4-chlorophenyl.

2. The compound of formula (I) according to claim 1, or a stereochemically
isomeric form thereof, wherein

10

R¹ is phenyl or pyridinyl, each optionally substituted with 1 or 2 substituents
independently selected from the group consisting of halo, C₁₋₆alkyl, and C₁₋₆alkyloxy;

R² is selected from the group consisting of hydrogen, halo, trifluoromethoxy,
15 1,1-difluoroethoxy, cyano, (C₃₋₆cycloalkyl)carbonyl, C₂₋₆alkenyl, a radical of formula
-L¹-NR³R⁴, or a radical of formula -L²-O-R⁵;

L¹ and L² each are a covalent bond, CH₂, CH(CF₃) or C(=O);

20 R³ is hydrogen or methyl;

R⁴ is selected from the group consisting of hydrogen; C₁₋₃alkyl optionally substituted
with a substituent selected from the group consisting of halo, hydroxy, C₁₋₃alkoxy,
mono- and di(C₁₋₃alkyl)amino, phenyl, 3,4,5-trimethoxyphenyl, pyridinyl, pyridinyl
25 substituted with halo, morpholinyl, pyrrolidinyl, and piperidinyl; tetrahydropyranyl;
1-methylpiperidin-4-yl; 4-hydroxycyclohexan-1-yl; 3,4,5-trimethoxyphenyl;
C₁₋₃alkylcarbonyl; pyridinyl; or

NR³R⁴ is pyrrolidinyl, piperidinyl or morpholinyl, each optionally substituted with 1 or
30 2 substituents independently selected from the group consisting of halo,
trifluoromethyl, hydroxyl, C₁₋₃alkyloxy, hydroxyC₁₋₃alkyl, haloC₁₋₃alkyl, and
methoxyC₁₋₃alkyl; or 4-methylpiperazin-1-yl;

R⁵ is selected from the group consisting of hydrogen; C₁₋₃alkyl; C₁₋₃alkyl substituted
35 with pyridinyl, phenyl, or morpholinyl; phenyl; and pyridinyl;
or a pharmaceutically acceptable salt or a solvate thereof.

3. The compound according to claim 1, or a stereochemically isomeric form thereof, wherein

R¹ is phenyl or pyridinyl each optionally substituted with 1 or 2 substituents independently selected from the group consisting of halo, and C₁₋₆alkyloxy;

5

R² is selected from the group consisting of halo, cyano, a radical of formula -L¹-NR³R⁴; or a radical of formula -L²-O-R⁵;

L¹ and L² each are a covalent bond, CH₂ or C(=O);

10

R³ is hydrogen or methyl;

R⁴ is selected from the group consisting of C₁₋₃alkyl optionally substituted with a substituent selected from the group consisting of halo, C₁₋₃alkoxy, mono- and

15 di(C₁₋₃alkyl)amino, phenyl, pyridinyl, pyridinyl substituted with halo, morpholinyl, and piperidinyl; 1-methylpiperidin-4-yl; 3,4,5-trimethoxyphenyl; pyridinyl; or

NR³R⁴ is pyrrolidinyl, piperidinyl or morpholinyl each optionally substituted with 1 or 2 substituents independently selected from the group consisting of halo and hydroxyl;

20

or 4-methylpiperazin-1-yl;

R⁵ is C₁₋₃alkyl substituted with pyridinyl;

or a pharmaceutically acceptable salt or a solvate thereof.

25

4. The compound according to claim 1 or a stereochemically isomeric form thereof, wherein

R¹ is pyridinyl substituted with C₁₋₆alkyloxy and R² is as defined in claim 1, or a pharmaceutically acceptable salt or a solvate thereof.

30

5. The compound according to claim 1 selected from the group of

Ethyl 1-(2-chlorophenyl)-4-methyl[1,2,4]triazolo[4,3-a]quinoxaline-8-carboxylate;

Ethyl 1-(2-chlorophenyl)-4-methyl[1,2,4]triazolo[4,3-a]quinoxaline-7-carboxylate;

Ethyl 4-methyl-1-phenyl[1,2,4]triazolo[4,3-a]quinoxaline-8-carboxylate;

Ethyl 4-methyl-1-phenyl[1,2,4]triazolo[4,3-a]quinoxaline-7-carboxylate;

8-Bromo-1-(2-chlorophenyl)-4-methyl[1,2,4]triazolo[4,3-a]quinoxaline;

7-Bromo-1-(2-chlorophenyl)-4-methyl[1,2,4]triazolo[4,3-a]quinoxaline;
1-(2-Chlorophenyl)-4-methyl-8-(trifluoromethoxy)[1,2,4]triazolo[4,3-a]quinoxaline;
1-(2-Chlorophenyl)-4-methyl-7-(trifluoromethoxy)[1,2,4]triazolo[4,3-a]quinoxaline;
1-(2-Chlorophenyl)-8-methoxy-4-methyl[1,2,4]triazolo[4,3-a]quinoxaline;
8-Bromo-1-(5-butoxy-2-chlorophenyl)-4-methyl[1,2,4]triazolo[4,3-a]quinoxaline;
7-Bromo-1-(5-butoxy-2-chlorophenyl)-4-methyl[1,2,4]triazolo[4,3-a]quinoxaline;
8-Bromo-1-(5-butoxypyridin-3-yl)-4-methyl[1,2,4]triazolo[4,3-a]quinoxaline;
Benzyl 4-methyl-1-phenyl[1,2,4]triazolo[4,3-a]quinoxaline-8-carboxylate;
N-Benzyl-4-methyl-1-phenyl[1,2,4]triazolo[4,3-a]quinoxaline-8-carboxamide;
1-(2-Chlorophenyl)-N-ethyl-4-methyl[1,2,4]triazolo[4,3-a]quinoxaline-8-carboxamide;
1-(2,5-Dichlorophenyl)-4-methyl-N-(pyridin-2-ylmethyl)[1,2,4]triazolo[4,3-a]quinoxaline-8-carboxamide;
8-(Ethoxymethyl)-4-methyl-1-phenyl[1,2,4]triazolo[4,3-a]quinoxaline;
1-(2-Chlorophenyl)-4-methyl[1,2,4]triazolo[4,3-a]quinoxalin-8-ol;
1-(2-Chlorophenyl)-8-ethenyl-4-methyl[1,2,4]triazolo[4,3-a]quinoxaline;
1-(2-Chlorophenyl)-4-methyl-8-(2-pyridin-2-ylethoxy)[1,2,4]triazolo[4,3-a]quinoxaline;
1-(2-Chlorophenyl)-4-methyl-8-(4-methylpiperazin-1-yl)[1,2,4]triazolo[4,3-a]quinoxaline;
1-(5-Butoxypyridin-3-yl)-4-methyl-8-(morpholin-4-ylmethyl)[1,2,4]triazolo[4,3-a]quinoxaline, or a hydrochloride salt thereof, or an oxalate salt thereof;
1-(5-Butoxypyridin-3-yl)-4-methyl-8-[morpholin-4-yl(³H₁)methyl][1,2,4]triazolo[4,3-a]quinoxaline;
1-(5-Butoxy-2-chlorophenyl)-4-methyl-8-(morpholin-4-ylmethyl)[1,2,4]triazolo[4,3-a]quinoxaline or a hydrochloride salt thereof;
1-(2-Chlorophenyl)-4-methyl-8-(morpholin-4-ylmethyl)[1,2,4]triazolo[4,3-a]quinoxaline;
N-{{1-(2-Chlorophenyl)-4-methyl[1,2,4]triazolo[4,3-a]quinoxalin-8-yl)methyl}ethanamine;
1-[1-(2-Chlorophenyl)-4-methyl[1,2,4]triazolo[4,3-a]quinoxalin-8-yl]-2,2,2-trifluoroethanol;
1-(2-Chlorophenyl)-4-methyl-8-(2,2,2-trifluoro-1-morpholin-4-ylethyl)[1,2,4]triazolo[4,3-a]quinoxaline;
1-(2-Chloro-6-fluorophenyl)-4-methyl-8-(morpholin-4-ylmethyl)[1,2,4]triazolo[4,3-a]quinoxaline;
1-[2-Chloro-6-(¹⁸F)fluorophenyl]-4-methyl-8-(morpholin-4-ylmethyl)[1,2,4]triazolo[4,3-a]quinoxaline;

Cyclopropyl[4-methyl-1-(4-methylpyridin-3-yl)[1,2,4]triazolo[4,3-a]quinoxalin-8-yl]methanone;

1-(2-Chlorophenyl)-8-(1,1-difluoroethoxy)-4-methyl[1,2,4]triazolo[4,3-a]quinoxaline;

1-(5-Butoxy-2-chlorophenyl)-4-methyl-8-(4-methylpiperazin-1-yl)[1,2,4]triazolo[4,3-a]quinoxaline;

1-(2-Chlorophenyl)-4-methyl[1,2,4]triazolo[4,3-a]quinoxalin-8-amine;

N-[1-(2-Chlorophenyl)-4-methyl[1,2,4]triazolo[4,3-a]quinoxalin-8-yl]propanamide;

(4-Methyl-1-phenyl[1,2,4]triazolo[4,3-a]quinoxalin-8-yl)methanol;

1-(2-Chlorophenyl)-4-methyl-8-(pyridin-4-yloxy)[1,2,4]triazolo[4,3-a]quinoxaline;

1-(2-Chlorophenyl)-N-[(4-fluoropyridin-2-yl)methyl]-4-methyl[1,2,4]triazolo[4,3-a]quinoxaline-8-carboxamide;

1-(2-Chlorophenyl)-N-[(6-fluoropyridin-2-yl)methyl]-4-methyl[1,2,4]triazolo[4,3-a]quinoxaline-8-carboxamide;

1-(2,6-Dichlorophenyl)-N-ethyl-4-methyl[1,2,4]triazolo[4,3-a]quinoxaline-8-carboxamide;

N-Benzyl-1-(2-chlorophenyl)-4-methyl[1,2,4]triazolo[4,3-a]quinoxaline-8-carboxamide;

1-(2-Chlorophenyl)-4-methyl-N-(pyridin-2-ylmethyl)[1,2,4]triazolo[4,3-a]quinoxaline-8-carboxamide;

1-(2-Chlorophenyl)-4-methyl-N-(2-morpholin-4-ylethyl)[1,2,4]triazolo[4,3-a]quinoxaline-8-carboxamide;

1-(2-Chlorophenyl)-N-(2-methoxyethyl)-4-methyl[1,2,4]triazolo[4,3-a]quinoxaline-8-carboxamide;

1-(2-Chlorophenyl)-4-methyl-N-(2-phenylethyl)[1,2,4]triazolo[4,3-a]quinoxaline-8-carboxamide;

1-(2-Chloro-5-fluorophenyl)-4-methyl-N-(pyridin-2-ylmethyl)[1,2,4]triazolo[4,3-a]quinoxaline-8-carboxamide;

1-(2-Chlorophenyl)-N-(2-fluoroethyl)-4-methyl[1,2,4]triazolo[4,3-a]quinoxaline-8-carboxamide;

1-(2-Chlorophenyl)-N-[2-(diethylamino)ethyl]-4-methyl[1,2,4]triazolo[4,3-a]quinoxaline-8-carboxamide;

1-(2-Chlorophenyl)-N-(2-hydroxyethyl)-4-methyl[1,2,4]triazolo[4,3-a]quinoxaline-8-carboxamide;

1-(2-Chloro-5-methoxyphenyl)-4-methyl-N-(pyridin-2-ylmethyl)[1,2,4]triazolo[4,3-a]quinoxaline-8-carboxamide;

1-(2-Chloro-5-methylphenyl)-4-methyl-N-(pyridin-2-ylmethyl)[1,2,4]triazolo[4,3-

a]quinoxaline-8-carboxamide;
1-(2-Chlorophenyl)-4-methyl-N-(2-piperidin-1-ylethyl)[1,2,4]triazolo[4,3-a]quinoxaline-8-carboxamide;
1-(2-Chlorophenyl)-N,4-dimethyl[1,2,4]triazolo[4,3-a]quinoxaline-8-carboxamide;
1-(2-Chlorophenyl)-4-methyl-N-(1-methylpiperidin-4-yl)[1,2,4]triazolo[4,3-a]quinoxaline-8-carboxamide;
1-(2-Chlorophenyl)-4-methyl-N-(2-pyrrolidin-1-ylethyl)[1,2,4]triazolo[4,3-a]quinoxaline-8-carboxamide;
1-(2-Chlorophenyl)-4-methyl-N-(3,4,5-trimethoxyphenyl)[1,2,4]triazolo[4,3-a]quinoxaline-8-carboxamide;
N-{{[1-(2-Chlorophenyl)-4-methyl[1,2,4]triazolo[4,3-a]quinoxalin-8-yl]methyl}pyridin-3-amine};
N-Ethyl-1-(2-fluorophenyl)-4-methyl[1,2,4]triazolo[4,3-a]quinoxaline-8-carboxamide;
4-Methyl-1-phenyl-N-(pyridin-2-ylmethyl)[1,2,4]triazolo[4,3-a]quinoxaline-8-carboxamide;
1-(2-Methoxyphenyl)-4-methyl-N-(pyridin-2-ylmethyl)[1,2,4]triazolo[4,3-a]quinoxaline-8-carboxamide;
4-Methyl-1-phenyl-N-(2-phenylethyl)[1,2,4]triazolo[4,3-a]quinoxaline-8-carboxamide;
(4-{{[1-(2-Chlorophenyl)-4-methyl[1,2,4]triazolo[4,3-a]quinoxalin-8-yl]methyl}morpholin-2-yl)methanol;
4-Methyl-1-phenyl-N-(pyridin-3-ylmethyl)[1,2,4]triazolo[4,3-a]quinoxaline-8-carboxamide;
1-{{[1-(2-Chlorophenyl)-4-methyl[1,2,4]triazolo[4,3-a]quinoxalin-8-yl]methyl}pyrrolidin-3-ol};
1-[2-Chloro-5-(1-methylethoxy)phenyl]-4-methyl-8-(morpholin-4-ylmethyl)[1,2,4]triazolo[4,3-a]quinoxaline or a hydrochloride salt thereof;
1-(2-Chlorophenyl)-8-{{[2-(fluoromethyl)morpholin-4-yl]methyl}-4-methyl[1,2,4]triazolo[4,3-a]quinoxaline};
1-(2-Chlorophenyl)-4-methyl-N-(2-pyridin-2-ylethyl)[1,2,4]triazolo[4,3-a]quinoxalin-8-amine;
1-(2-Chlorophenyl)-8-[(4-fluoropiperidin-1-yl)methyl]-4-methyl[1,2,4]triazolo[4,3-a]quinoxaline;
1-{{[1-(2-Chlorophenyl)-4-methyl[1,2,4]triazolo[4,3-a]quinoxalin-8-yl]methyl}piperidin-3-ol};
2-(4-{{[1-(2-Chlorophenyl)-4-methyl[1,2,4]triazolo[4,3-a]quinoxalin-8-

yl)methyl}morpholin-2-yl)ethanol;
1-[1-(2-Chlorophenyl)-4-methyl[1,2,4]triazolo[4,3-a]quinoxalin-8-yl]-N-ethyl-2,2,2-trifluoroethanamine;
N-Ethyl-4-methyl-1-phenyl[1,2,4]triazolo[4,3-a]quinoxaline-8-carboxamide;
1-(2-Chlorophenyl)-4-methyl-N-(3,4,5-trimethoxybenzyl)[1,2,4]triazolo[4,3-a]quinoxaline-8-carboxamide;
1-(2-Chlorophenyl)-N-(2-methoxyethyl)-4-methyl[1,2,4]triazolo[4,3-a]quinoxalin-8-amine;
N-Ethyl-4-methyl-1-(2-methylpyridin-3-yl)[1,2,4]triazolo[4,3-a]quinoxaline-8-carboxamide;
8-Bromo-1-(2-chloro-5-methoxyphenyl)-4-methyl[1,2,4]triazolo[4,3-a]quinoxaline;
1-(2-Chloro-5-ethoxyphenyl)-4-methyl-8-(morpholin-4-ylmethyl)[1,2,4]triazolo[4,3-a]quinoxaline or a hydrochloride salt thereof;
1-(2-Chlorophenyl)-4-methyl-N-(2-morpholin-4-ylethyl)[1,2,4]triazolo[4,3-a]quinoxalin-8-amine;
1-(2-Chloro-5-propoxyphenyl)-4-methyl-8-(morpholin-4-ylmethyl)[1,2,4]triazolo[4,3-a]quinoxaline or a hydrochloride salt thereof;
1-(2-Chlorophenyl)-4-methyl-8-[(4-methylpiperazin-1-yl)methyl][1,2,4]triazolo[4,3-a]quinoxaline;
1-(2-Chloro-4-methoxyphenyl)-4-methyl-N-(pyridin-2-ylmethyl)[1,2,4]triazolo[4,3-a]quinoxaline-8-carboxamide;
1-(2-Chlorophenyl)-8-{[2-(methoxymethyl)morpholin-4-yl]methyl}-4-methyl[1,2,4]triazolo[4,3-a]quinoxaline or a hydrochloride salt thereof;
N-{[1-(2-Chlorophenyl)-4-methyl[1,2,4]triazolo[4,3-a]quinoxalin-8-yl]methyl}tetrahydro-2H-pyran-4-amine;
4-Methyl-1-phenyl-N-(3-phenylpropyl)[1,2,4]triazolo[4,3-a]quinoxaline-8-carboxamide;
N-Ethyl-1-(2-methoxyphenyl)-4-methyl[1,2,4]triazolo[4,3-a]quinoxaline-8-carboxamide;
1-(5-Butoxy-2-chlorophenyl)-4-methyl-8-(pyrrolidin-1-ylmethyl)[1,2,4]triazolo[4,3-a]quinoxaline or a hydrochloride salt thereof;
N-Ethyl-1-(5-methoxypyridin-3-yl)-4-methyl[1,2,4]triazolo[4,3-a]quinoxaline-8-carboxamide;
1-[[1-(2-Chlorophenyl)-4-methyl[1,2,4]triazolo[4,3-a]quinoxalin-8-yl]methyl]piperidin-4-ol;
1-(2-Chloro-4-fluorophenyl)-4-methyl-8-(morpholin-4-ylmethyl)[1,2,4]triazolo[4,3-a]quinoxaline;

4-Methyl-1-phenyl-N-(pyridin-4-ylmethyl)[1,2,4]triazolo[4,3-a]quinoxaline-8-carboxamide;

1-(2-Chloro-5-methoxyphenyl)-4-methyl-8-(morpholin-4-ylmethyl)[1,2,4]triazolo[4,3-a]quinoxaline;

8-Bromo-1-(2-chloro-5-ethoxyphenyl)-4-methyl[1,2,4]triazolo[4,3-a]quinoxaline;

1-(2-Chlorophenyl)-8-[(3-methoxypiperidin-1-yl)methyl]-4-methyl[1,2,4]triazolo[4,3-a]quinoxaline;

1-(2-Chlorophenyl)-N,N,4-trimethyl[1,2,4]triazolo[4,3-a]quinoxalin-8-amine;

1-[1-(5-Butoxy-2-chlorophenyl)-4-methyl[1,2,4]triazolo[4,3-a]quinoxalin-8-yl]-N,N-dimethylmethanamine;

1-(2-Chlorophenyl)-8-{{2-(2-fluoroethyl)morpholin-4-yl)methyl}-4-methyl[1,2,4]triazolo[4,3-a]quinoxaline;

trans-4-({[1-(2-Chlorophenyl)-4-methyl[1,2,4]triazolo[4,3-a]quinoxalin-8-yl)methyl}amino)cyclohexanol;

1-(5-Methoxypyridin-3-yl)-4-methyl-8-(morpholin-4-ylmethyl)[1,2,4]triazolo[4,3-a]quinoxaline;

8-Bromo-1-(2-chloro-5-propoxyphenyl)-4-methyl[1,2,4]triazolo[4,3-a]quinoxaline;

1-(2-Chlorophenyl)-8-[(4-methoxypiperidin-1-yl)methyl]-4-methyl[1,2,4]triazolo[4,3-a]quinoxaline;

1-(2-Chlorophenyl)-8-{{3-(methoxymethyl)pyrrolidin-1-yl)methyl}-4-methyl[1,2,4]triazolo[4,3-a]quinoxaline;

8-Bromo-1-(5-butoxy-2-fluorophenyl)-4-methyl[1,2,4]triazolo[4,3-a]quinoxaline;

1-(2-Chlorophenyl)-4-methyl[1,2,4]triazolo[4,3-a]quinoxaline;

1-(2-Chloro-5-methoxyphenyl)-8-[(4-fluoropiperidin-1-yl)methyl]-4-methyl[1,2,4]triazolo[4,3-a]quinoxaline;

4-Methyl-8-(phoxymethyl)-1-phenyl[1,2,4]triazolo[4,3-a]quinoxaline;

N-Benzyl-1-[1-(2-chlorophenyl)-4-methyl[1,2,4]triazolo[4,3-a]quinoxalin-8-yl]methanamine;

8-Bromo-1-[2-chloro-5-(1-methylethoxy)phenyl]-4-methyl[1,2,4]triazolo[4,3-a]quinoxaline;

N-{{1-(5-Butoxy-2-chlorophenyl)-4-methyl[1,2,4]triazolo[4,3-a]quinoxalin-8-yl)methyl}ethanamine;

1-(2-Chloro-5-ethoxyphenyl)-4-methyl-8-(4-methylpiperazin-1-yl)[1,2,4]triazolo[4,3-a]quinoxaline;

N-{{1-(2-Chloro-5-ethoxyphenyl)-4-methyl[1,2,4]triazolo[4,3-a]quinoxalin-8-yl)methyl}pyridin-3-amine or a hydrochloride salt thereof;

N-Benzyl-N,4-dimethyl-1-phenyl[1,2,4]triazolo[4,3-a]quinoxaline-8-carboxamide;

1-{{1-(5-Butoxy-2-chlorophenyl)-4-methyl[1,2,4]triazolo[4,3-a]quinoxalin-8-yl)methyl}piperidin-4-ol;

1-(2-Chlorophenyl)-8-{{2-(2-methoxyethyl)morpholin-4-yl)methyl}-4-methyl[1,2,4]triazolo[4,3-a]quinoxaline;

1-[1-(2-Chlorophenyl)-4-methyl[1,2,4]triazolo[4,3-a]quinoxalin-8-yl]-N,N-dimethylmethanamine;

1-(2,4-Dichlorophenyl)-4-methyl-N-(pyridin-2-ylmethyl)[1,2,4]triazolo[4,3-a]quinoxaline-8-carboxamide;

N-Ethyl-4-methyl-1-(4-methylpyridin-3-yl)[1,2,4]triazolo[4,3-a]quinoxaline-8-carboxamide;

(1-{{1-(2-Chlorophenyl)-4-methyl[1,2,4]triazolo[4,3-a]quinoxalin-8-yl)methyl}piperidin-3-yl)methanol;

N-{{1-(2-Chloro-5-propoxyphenyl)-4-methyl[1,2,4]triazolo[4,3-a]quinoxalin-8-yl)methyl}ethanamine;

1-[1-(2-Chloro-5-propoxyphenyl)-4-methyl[1,2,4]triazolo[4,3-a]quinoxalin-8-yl]-N,N-dimethylmethanamine or a hydrochloride salt thereof;

1-(2-Chlorophenyl)-4-methyl-8-(2-morpholin-4-ylethoxy)[1,2,4]triazolo[4,3-a]quinoxaline;

1-(2-Chlorophenyl)-8-{{2-fluoro-2-(trifluoromethyl)morpholin-4-yl)methyl}-4-methyl[1,2,4]triazolo[4,3-a]quinoxaline;

1-[2-Chloro-5-(1-methylethoxy)phenyl]-4-methyl-8-(4-methylpiperazin-1-yl)[1,2,4]triazolo[4,3-a]quinoxaline;

1-(2-Chloro-5-propoxyphenyl)-4-methyl-8-(2-pyridin-3-ylethoxy)[1,2,4]triazolo[4,3-a]quinoxaline;

1-(2-Chloro-5-propoxyphenyl)-4-methyl-8-(4-methylpiperazin-1-yl)[1,2,4]triazolo[4,3-a]quinoxaline;

4-Methyl-1-(2-methylpyridin-3-yl)-8-(morpholin-4-ylmethyl)[1,2,4]triazolo[4,3-a]quinoxaline;

4-Methyl-8-(morpholin-4-ylmethyl)-1-(5-propoxypyridin-3-yl)[1,2,4]triazolo[4,3-a]quinoxaline or a hydrochloride salt thereof;

1-(5-Butoxy-2-fluorophenyl)-4-methyl[1,2,4]triazolo[4,3-a]quinoxaline-8-carbonitrile;

1-(2-Chloro-5-ethoxyphenyl)-4-methyl-8-(2-pyridin-3-ylethoxy)[1,2,4]triazolo[4,3-a]quinoxaline;

2-Phenylethyl 4-methyl-1-phenyl[1,2,4]triazolo[4,3-a]quinoxaline-8-carboxylate;

N-Ethyl-1-(2-methoxypyridin-3-yl)-4-methyl[1,2,4]triazolo[4,3-a]quinoxaline-8-carboxamide;

8-Bromo-1-(5-methoxypyridin-3-yl)-4-methyl[1,2,4]triazolo[4,3-a]quinoxaline;
8-Bromo-1-[5-(cyclopropylmethoxy)pyridin-3-yl]-4-methyl[1,2,4]triazolo[4,3-a]quinoxaline;
N-{{1-(5-Butoxy-2-chlorophenyl)-4-methyl[1,2,4]triazolo[4,3-a]quinoxalin-8-yl)methyl}cyclobutanamine;
N-Ethyl-4-methyl-1-pyridin-4-yl[1,2,4]triazolo[4,3-a]quinoxaline-8-carboxamide;
1-{{1-(2-Chloro-5-ethoxyphenyl)-4-methyl[1,2,4]triazolo[4,3-a]quinoxalin-8-yl)methyl}piperidin-4-ol;
1-{{1-(2-Chloro-5-propoxyphenyl)-4-methyl[1,2,4]triazolo[4,3-a]quinoxalin-8-yl)methyl}piperidin-4-ol;
1-(5-Butoxy-2-chlorophenyl)-4-methyl-8-(2-pyridin-3-ylethoxy)[1,2,4]triazolo[4,3-a]quinoxaline;
8-Bromo-4-methyl-1-(2-methylpyridin-3-yl)[1,2,4]triazolo[4,3-a]quinoxaline;
1-(5-Butoxy-2-chlorophenyl)-8-[(4-fluoropiperidin-1-yl)methyl]-4-methyl[1,2,4]triazolo[4,3-a]quinoxaline;
N-({1-[2-Chloro-5-(1-methylethoxy)phenyl]-4-methyl[1,2,4]triazolo[4,3-a]quinoxalin-8-yl)methyl}pyridin-3-amine or a hydrochloride salt thereof;
1-[2-Chloro-5-(1-methylethoxy)phenyl]-8-[(4-fluoropiperidin-1-yl)methyl]-4-methyl[1,2,4]triazolo[4,3-a]quinoxaline or a hydrochloride salt thereof;
1-(2-Chloro-5-propoxyphenyl)-8-[(4-fluoropiperidin-1-yl)methyl]-4-methyl[1,2,4]triazolo[4,3-a]quinoxaline;
1-({1-[2-Chloro-5-(1-methylethoxy)phenyl]-4-methyl[1,2,4]triazolo[4,3-a]quinoxalin-8-yl)methyl}piperidin-4-ol);
1-(2-Chloro-5-propoxyphenyl)-4-methyl-8-[(4-methylpiperazin-1-yl)methyl][1,2,4]triazolo[4,3-a]quinoxaline;
N-{{1-(2-Chloro-5-propoxyphenyl)-4-methyl[1,2,4]triazolo[4,3-a]quinoxalin-8-yl)methyl}pyridin-3-amine or a hydrochloride salt thereof;
1-(2-Chlorophenyl)-4-methyl-7-(2-pyridin-2-ylethoxy)[1,2,4]triazolo[4,3-a]quinoxaline;
1-(2-Chloro-5-ethoxyphenyl)-8-[(4-fluoropiperidin-1-yl)methyl]-4-methyl[1,2,4]triazolo[4,3-a]quinoxaline or a hydrochloride salt thereof;
1-{{1-[2-Chloro-5-(1-methylethoxy)phenyl]-4-methyl[1,2,4]triazolo[4,3-a]quinoxalin-8-yl}-N,N-dimethylmethanamine};
1-{{1-[2-Chloro-5-ethoxyphenyl]-4-methyl[1,2,4]triazolo[4,3-a]quinoxalin-8-yl}-N,N-dimethylmethanamine};
N-Ethyl-4-methyl-1-pyridin-3-yl[1,2,4]triazolo[4,3-a]quinoxaline-8-carboxamide;
[1-(2-Chlorophenyl)-4-methyl[1,2,4]triazolo[4,3-a]quinoxalin-8-

yl)(cyclopropyl)methanone;

1-(2-Chloro-5-ethoxyphenyl)-4-methyl-8-[(4-methylpiperazin-1-yl)methyl][1,2,4]triazolo[4,3-a]quinoxaline or a hydrochloride salt thereof;

1-[2-Chloro-5-(1-methylethoxy)phenyl]-4-methyl-8-(2-pyridin-3-ylethoxy)[1,2,4]triazolo[4,3-a]quinoxaline;

1-(2-Chlorophenyl)-4-methyl-N-(1-methylpiperidin-4-yl)[1,2,4]triazolo[4,3-a]quinoxalin-8-amine;

N-({1-[2-Chloro-5-(1-methylethoxy)phenyl]-4-methyl[1,2,4]triazolo[4,3-a]quinoxalin-8-yl}methyl)ethanamine or a hydrochloride salt thereof;

N-{{1-[5-Butoxy-2-chlorophenyl]-4-methyl[1,2,4]triazolo[4,3-a]quinoxalin-8-yl}methyl}propan-2-amine;

N-{{1-[5-Butoxypyridin-3-yl]-4-methyl[1,2,4]triazolo[4,3-a]quinoxalin-8-yl}methyl}ethanamine or a hydrochloride salt thereof;

N-{{1-[2-Chloro-5-ethoxyphenyl]-4-methyl[1,2,4]triazolo[4,3-a]quinoxalin-8-yl}methyl}ethanamine or a hydrochloride salt thereof;

1-[1-(5-Butoxy-2-chlorophenyl)-4-methyl[1,2,4]triazolo[4,3-a]quinoxalin-8-yl]-N-(cyclopropylmethyl)methanamine;

N-{{1-[5-Butoxypyridin-3-yl]-4-methyl[1,2,4]triazolo[4,3-a]quinoxalin-8-yl}methyl}propan-2-amine or a hydrochloride salt thereof;

8-Bromo-4-methyl-1-(5-methylpyridin-3-yl)[1,2,4]triazolo[4,3-a]quinoxaline;

N-{{1-[5-Butoxypyridin-3-yl]-4-methyl[1,2,4]triazolo[4,3-a]quinoxalin-8-yl}methyl}cyclobutanamine or a hydrochloride salt thereof;

1-[1-(5-Butoxypyridin-3-yl)-4-methyl[1,2,4]triazolo[4,3-a]quinoxalin-8-yl]-N-(cyclopropylmethyl)methanamine or a hydrochloride salt thereof;

1-{{1-[2-Chlorophenyl]-4-methyl[1,2,4]triazolo[4,3-a]quinoxalin-8-yl}methyl}-N,N-dimethylpiperidin-4-amine;

3-Phenylpropyl 4-methyl-1-phenyl[1,2,4]triazolo[4,3-a]quinoxaline-8-carboxylate;

8-Bromo-4-methyl-1-[2-(trifluoromethoxy)phenyl][1,2,4]triazolo[4,3-a]quinoxaline;

1-(5-Butoxy-2-chlorophenyl)-4-methyl-8-[(4-methylpiperazin-1-yl)methyl][1,2,4]triazolo[4,3-a]quinoxaline or a hydrochloride salt thereof;

1-(2-Chloro-5-propoxyphenyl)-4-methyl-8-[(2S)-pyrrolidin-2-ylmethoxy][1,2,4]triazolo[4,3-a]quinoxaline or a hydrochloride salt thereof;

4-Methyl-1-(5-methylpyridin-3-yl)-8-(trifluoromethyl)[1,2,4]triazolo[4,3-a]quinoxaline;

1-(5-Methoxypyridin-3-yl)-4-methyl-8-(trifluoromethyl)[1,2,4]triazolo[4,3-a]quinoxaline;

8-Methoxy-4-methyl-1-[2-(trifluoromethoxy)phenyl][1,2,4]triazolo[4,3-

a]quinoxaline;
1-(5-Methoxypyridin-3-yl)-4-methyl-8-(trifluoromethoxy)[1,2,4]triazolo[4,3-a]quinoxaline;
8-Bromo-1-(2,3-dichlorophenyl)-4-methyl[1,2,4]triazolo[4,3-a]quinoxaline;
4-Methyl-1-(2-methylpyridin-3-yl)-8-(trifluoromethyl)[1,2,4]triazolo[4,3-a]quinoxaline;
4-Methyl-1-(2-methylpyridin-3-yl)-8-(trifluoromethoxy)[1,2,4]triazolo[4,3-a]quinoxaline;
N-Ethyl-4-methyl-1-(2-methylpyridin-3-yl)[1,2,4]triazolo[4,3-a]quinoxaline-7-carboxamide;
1-[2-Chloro-5-(1-methylethoxy)phenyl]-4-methyl-8-[(4-methylpiperazin-1-yl)methyl][1,2,4]triazolo[4,3-a]quinoxaline or a hydrochloride salt thereof;
8-Bromo-1-(5-chloropyridin-3-yl)-4-methyl[1,2,4]triazolo[4,3-a]quinoxaline;
N-Ethyl-1-(5-methoxypyridin-3-yl)-4-methyl[1,2,4]triazolo[4,3-a]quinoxaline-7-carboxamide;
8-Methoxy-4-methyl-1-(4-methylpyridin-3-yl)[1,2,4]triazolo[4,3-a]quinoxaline;
4-Methyl-1-(2-methylpyridin-3-yl)[1,2,4]triazolo[4,3-a]quinoxaline;
7-Bromo-1-(5-butoxy-2-fluorophenyl)-4-methyl[1,2,4]triazolo[4,3-a]quinoxaline;
1-(5-Butoxy-2-fluorophenyl)-4-methyl[1,2,4]triazolo[4,3-a]quinoxaline-7-carbonitrile;
4-Methyl-1-(5-methylpyridin-3-yl)[1,2,4]triazolo[4,3-a]quinoxaline;
N-[[4-Methyl-1-(5-propoxypyridin-3-yl)[1,2,4]triazolo[4,3-a]quinoxalin-8-yl]methyl]ethanamine or a hydrochloride salt thereof;
N-Benzyl-4-methyl-1-phenyl[1,2,4]triazolo[4,3-a]quinoxaline-7-carboxamide;
N-Ethyl-1-(2-methoxypyridin-3-yl)-4-methyl[1,2,4]triazolo[4,3-a]quinoxaline-7-carboxamide;
N-Ethyl-4-methyl-1-pyridin-2-yl[1,2,4]triazolo[4,3-a]quinoxaline-8-carboxamide;
N-Ethyl-4-methyl-1-(6-methylpyridin-3-yl)[1,2,4]triazolo[4,3-a]quinoxaline-8-carboxamide;
1-(5-Chloropyridin-3-yl)-4-methyl[1,2,4]triazolo[4,3-a]quinoxaline;
1-(2-Chlorophenyl)-4-methyl[1,2,4]triazolo[4,3-a]quinoxaline-8-carboxylic acid;
4-Methyl-1-phenyl[1,2,4]triazolo[4,3-a]quinoxaline-8-carboxylic acid;
8-Bromo-1-(2-chloro-6-fluorophenyl)-4-methyl[1,2,4]triazolo[4,3-a]quinoxaline;
1-(2-Chloro-6-fluorophenyl)-8-ethenyl-4-methyl[1,2,4]triazolo[4,3-a]quinoxaline;
8-Bromo-1-(2,5-dichlorophenyl)-4-methyl[1,2,4]triazolo[4,3-a]quinoxaline;
8-Bromo-4-methyl-1-(4-methylpyridin-3-yl)[1,2,4]triazolo[4,3-a]quinoxaline;
8-Ethenyl-4-methyl-1-(4-methylpyridin-3-yl)[1,2,4]triazolo[4,3-a]quinoxaline;

AMENDED SHEET (ARTICLE 19)

1-(5-Butoxypyridin-3-yl)-8-ethenyl-4-methyl[1,2,4]triazolo[4,3-a]quinoxaline;
1-[5-(2-Fluoroethoxy)pyridin-3-yl]-4-methyl-8-(morpholin-4-ylmethyl)[1,2,4]triazolo[4,3-a]quinoxaline;
1-[5-(Cyclopropylmethoxy)pyridin-3-yl]-8-[(4-fluoropiperidin-1-yl)methyl]-4-methyl[1,2,4]triazolo[4,3-a]quinoxaline or a hydrochloride salt thereof;
1-[5-(Cyclopropylmethoxy)pyridin-3-yl]-4-methyl-8-(morpholin-4-ylmethyl)[1,2,4]triazolo[4,3-a]quinoxaline or a hydrochloride salt thereof;
N-({1-[5-(Cyclopropylmethoxy)pyridin-3-yl]-4-methyl[1,2,4]triazolo[4,3-a]quinoxalin-8-yl}methyl)ethanamine or a hydrochloride salt thereof;
1-[1-(5-Butoxypyridin-3-yl)-4-methyl[1,2,4]triazolo[4,3-a]quinoxalin-8-yl]-N,N-dimethylmethanamine or a hydrochloride salt thereof;
1-(5-Butoxypyridin-3-yl)-4-methyl-8-(pyrrolidin-1-ylmethyl)[1,2,4]triazolo[4,3-a]quinoxaline or a hydrochloride salt thereof;
1-[1-(5-Butoxy-2-chlorophenyl)-4-methyl[1,2,4]triazolo[4,3-a]quinoxalin-8-yl]-N-methylmethanamine or a hydrochloride salt thereof;
1-[5-(Ethoxymethyl)pyridin-3-yl]-4-methyl-8-(morpholin-4-ylmethyl)[1,2,4]triazolo[4,3-a]quinoxaline or a hydrochloride salt thereof;
1-{1-[5-(Cyclopropylmethoxy)pyridin-3-yl]-4-methyl[1,2,4]triazolo[4,3-a]quinoxalin-8-yl}-N,N-dimethylmethanamine or a hydrochloride salt thereof;
1-[5-(Cyclopropylmethoxy)pyridin-3-yl]-4-methyl-8-(pyrrolidin-1-ylmethyl)[1,2,4]triazolo[4,3-a]quinoxaline or a hydrochloride salt thereof;
N-({1-[5-(Cyclopropylmethoxy)pyridin-3-yl]-4-methyl[1,2,4]triazolo[4,3-a]quinoxalin-8-yl}methyl)cyclobutanamine or a hydrochloride salt thereof;
N-({1-[5-(Cyclopropylmethoxy)pyridin-3-yl]-4-methyl[1,2,4]triazolo[4,3-a]quinoxalin-8-yl}methyl)propan-2-amine or a hydrochloride salt thereof;
N-{{4-Methyl-1-(5-propoxypyridin-3-yl)[1,2,4]triazolo[4,3-a]quinoxalin-8-yl}methyl}cyclobutanamine or a hydrochloride salt thereof;
1-{1-[5-(Ethoxymethyl)pyridin-3-yl]-4-methyl[1,2,4]triazolo[4,3-a]quinoxalin-8-yl}-N,N-dimethylmethanamine or a hydrochloride salt thereof;
N-({1-[5-(Ethoxymethyl)pyridin-3-yl]-4-methyl[1,2,4]triazolo[4,3-a]quinoxalin-8-yl}methyl)cyclobutanamine or a hydrochloride salt thereof;
1-[1-(5-Butoxypyridin-3-yl)-4-methyl[1,2,4]triazolo[4,3-a]quinoxalin-8-yl]-N-methylmethanamine or a hydrochloride salt thereof;
1-[5-(2-Methoxyethoxy)pyridin-3-yl]-4-methyl-8-(morpholin-4-ylmethyl)[1,2,4]triazolo[4,3-a]quinoxaline;
1-(5-Butoxypyridin-3-yl)-8-[(4-fluoropiperidin-1-yl)methyl]-4-methyl[1,2,4]triazolo[4,3-a]quinoxaline or a hydrochloride salt thereof;

1-[5-(2-Methoxyethyl)pyridin-3-yl]-4-methyl-8-(morpholin-4-ylmethyl)[1,2,4]triazolo[4,3-a]quinoxaline or a hydrochloride salt thereof;
1-[5-(2-Methoxyethyl)pyridin-3-yl]-4-methyl-8-(morpholin-4-ylmethyl)[1,2,4]triazolo[4,3-a]quinoxaline or a hydrochloride salt thereof;
1-[5-(3-Fluoropropoxy)pyridin-3-yl]-4-methyl-8-(morpholin-4-ylmethyl)[1,2,4]triazolo[4,3-a]quinoxaline;
1-[5-(3-Methoxypropyl)pyridin-3-yl]-4-methyl-8-(morpholin-4-ylmethyl)[1,2,4]triazolo[4,3-a]quinoxaline or a hydrochloride salt thereof; and
1-(5-Butoxy-6-chloropyridin-3-yl)-4-methyl-8-(morpholin-4-ylmethyl)[1,2,4]triazolo[4,3-a]quinoxaline;

and the stereochemically isomeric forms thereof, the pharmaceutically acceptable salts thereof and the solvates thereof.

6. A pharmaceutical composition comprising a therapeutically effective amount of a
5 compound according to any one of claims 1 to 5 and a pharmaceutically acceptable carrier.
7. A compound according to any one of claims 1 to 5 for use as a medicament.
- 10 8. A compound according to any one of claims 1 to 5 or a pharmaceutical composition according to claim 6 for use in treating or preventing a central nervous system disorder selected from the group of psychotic disorders and conditions; anxiety disorders; movement disorders; drug abuse; mood disorders; neurodegenerative disorders; disorders or conditions comprising as a symptom a deficiency in attention
15 and/or cognition; pain; autistic disorder; and metabolic disorders.
9. A compound for use according to claim 8, wherein
the psychotic disorders are selected from the group of schizophrenia; schizophreniform disorder; schizoaffective disorder; delusional disorder; substance-
20 induced psychotic disorder; personality disorders of the paranoid type; and personality disorder of the schizoid type;
the anxiety disorders are selected from the group of panic disorder; agoraphobia; specific phobia; social phobia; obsessive-compulsive disorder; post-traumatic stress disorder; acute stress disorder; and generalized anxiety disorder;

the movement disorders are selected from the group of Huntington's disease and dyskinesia; Parkinson's disease; restless leg syndrome and essential tremor; Tourette's syndrome and other tic disorders;

the substance-related disorders are selected from the group of alcohol abuse;
5 alcohol dependence; alcohol withdrawal; alcohol withdrawal delirium; alcohol-induced psychotic disorder; amphetamine dependence; amphetamine withdrawal; cocaine dependence; cocaine withdrawal; nicotine dependence; nicotine withdrawal; opioid dependence and opioid withdrawal;

the mood disorders are selected from depression; mania; bipolar I disorder,
10 bipolar II disorder; cyclothymic disorder; dysthymic disorder; major depressive disorder; treatment-resistant depression; and substance-induced mood disorder;

the neurodegenerative disorders are selected from the group of Parkinson's disease; Huntington's disease; dementia; Alzheimer's disease; multi-infarct dementia; AIDS-related dementia or frontotemporal dementia;

15 the disorders or conditions comprising as a symptom a deficiency in attention and/or cognition are selected from the group of dementia associated with Alzheimer's disease; multi-infarct dementia; dementia due to Lewy body disease; alcoholic dementia or substance-induced persisting dementia; dementia associated with intracranial tumours or cerebral trauma; dementia associated with Huntington's disease;
20 dementia associated with Parkinson's disease; AIDS-related dementia; dementia due to Pick's disease; dementia due to Creutzfeldt-Jakob disease; delirium; amnesic disorder; post-traumatic stress disorder; stroke; progressive supranuclear palsy; mental retardation; a learning disorder; attention-deficit/hyperactivity disorder (ADHD); mild cognitive impairment; Asperger's syndrome; and age-related cognitive impairment;

25 pain is selected from acute and chronic pain states, severe pain, intractable pain, neuropathic pain and post-traumatic pain, cancer pain, non-cancer pain, pain disorder associated with psychological factors, pain disorder associated with a general medical condition or pain disorder associated with both psychological factors and a general medical condition;

30 the metabolic disorders are selected from the group of type 1 diabetes; type 2 diabetes; obesity; syndrome X; impaired glucose tolerance; impaired fasting glucose; gestational diabetes; maturity-onset diabetes of the young (MODY); latent autoimmune diabetes adult (LADA); associated diabetic dyslipidemia; hyperglycemia; hyperinsulinemia; dyslipidemia; hypertriglyceridemia; and insulin resistance.

35

10. A process for preparing a pharmaceutical composition as defined in claim 6, characterized in that a pharmaceutically acceptable carrier is intimately mixed with a therapeutically effective amount of a compound as defined in any one of claims 1 to 5.

5 11. A compound according to any one of claims 1 to 5 in combination with an additional pharmaceutical agent for use in the treatment or prevention of a condition as cited in any one of claims 8 to 9.

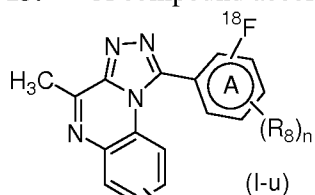
12. A product comprising

10 (a) a compound as defined in any one of claims 1 to 5; and

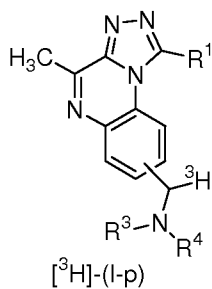
(b) an additional pharmaceutical agent,

as a combined preparation for simultaneous, separate or sequential use in the treatment or prevention of a condition as cited in any one of claims 8 to 9.

15 13. A compound according to claim 1, having the formula (I-u) or [³H]-(I-p)



wherein ring A is phenyl or pyridinyl, R⁸ is halo or trifluoromethyl, n is 0 or 1 and R² is as defined in claim 1; or



wherein R¹, R³ and R⁴, are as defined in claim 1;

20

or a pharmaceutically acceptable salt or a solvate thereof.

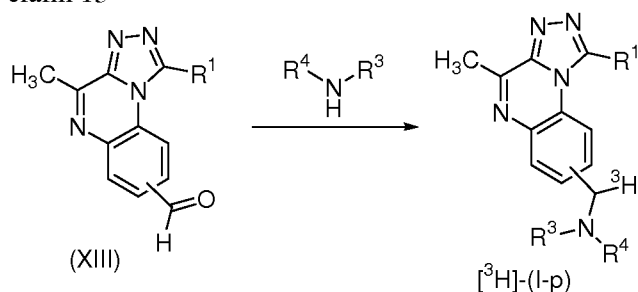
14. A sterile solution comprising a compound of Formula [³H]-(I-p) as defined in claim 13.

25

15. A compound of formula [³H]-(I-p) as defined in claim 13 or a sterile solution as defined in claim 14, for use in imaging a tissue, cells or a host, in vitro or in vivo.

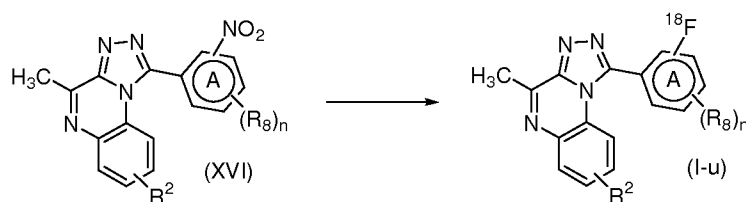
16. A method of imaging a tissue, cells or a host, comprising contacting with or administering to a tissue, cells or a host, a compound of Formula (I-u) as defined in claim 13, and imaging the tissue, cells or host with a positron-emission tomography imaging system.

17. A process for the preparation of a compound of Formula [³H]-(I-p) as defined in claim 13



18. comprising the step of reacting a compound of Formula (XIII) with an amine of formula NHR³R⁴, wherein R³ and R⁴ are as defined in claim 1, in a reductive amination reaction using tritium in the presence of a catalyst.

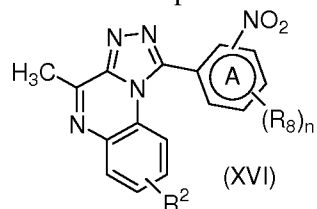
19. A process for the preparation of a compound of Formula (I-u) as defined in claim 13, wherein ring A is phenyl or pyridinyl, R⁸ is halo or trifluoromethyl, n is 0 or 1 and R² is as defined in claim 1



- comprising the step of reacting a compound of Formula (XVI) with a source of [¹⁸F]F⁻ in an inert solvent under heating.

20

19. A compound having the formula (XVI) or (XIII)



wherein ring A is phenyl or pyridinyl, R⁸ is halo or

trifluoromethyl, n is 0 or 1 and R² is selected from the group consisting of halo, trifluoromethyl, trifluoromethoxy, 1,1-difluoroethoxy, cyano, (C₃₋₆cycloalkyl)carbonyl, C₂₋₆alkenyl, a radical of formula -L¹-NR³R⁴, or a radical of formula -L²-O-R⁵;

5 L¹ and L² each are a covalent bond, CH₂, CH(CF₃) or C(=O);

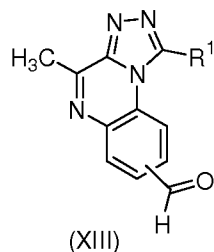
R³ is hydrogen or methyl;

R⁴ is selected from the group consisting of hydrogen; C₁₋₃alkyl optionally substituted
 10 with 1 or 2 substituents independently selected from the group consisting of halo, hydroxy, C₁₋₃alkoxy, mono- and di(C₁₋₃alkyl)amino, C₃₋₆cycloalkyl, phenyl, 3,4,5-trimethoxyphenyl, pyridinyl, pyridinyl substituted with halo, morpholinyl, pyrrolidinyl, piperidinyl, and piperidinyl substituted with methyl; C₃₋₆cycloalkyl; tetrahydropyranyl; 1-methylpiperidin-4-yl; 4-hydroxycyclohexan-1-yl; 3,4,5-trimethoxyphenyl; C₁₋₃alkylcarbonyl; and pyridinyl; or
 15

NR³R⁴ is pyrrolidinyl, piperidinyl or morpholinyl, each optionally substituted with 1 or 2 substituents independently selected from the group consisting of halo, trifluoromethyl, hydroxyl, C₁₋₃alkoxy, mono- and di(C₁₋₃alkyl)amino, hydroxyc₁₋₃alkyl, haloC₁₋₃alkyl, and methoxyC₁₋₃alkyl; or 4-methylpiperazin-1-yl;
 20

R⁵ is selected from the group consisting of hydrogen; C₁₋₃alkyl; C₁₋₃alkyl substituted with pyridinyl, phenyl, pyrrolidinyl or morpholinyl; phenyl; and pyridinyl;

25 or



wherein R¹ is as defined in claim 1;

or a pharmaceutically acceptable salt or a solvate thereof.

30 **20.** A method of treating a disorder selected from the group of psychotic disorders and conditions; anxiety disorders; movement disorders; drug abuse; mood disorders; neurodegenerative disorders; disorders or conditions comprising as a symptom a

deficiency in attention and/or cognition; pain; autistic disorder; and metabolic disorders, comprising administering to a subject in need thereof, a therapeutically effective amount of a compound according to any one of claims 1 to 5 or a therapeutic amount of a pharmaceutical composition according to claim 6.

INTERNATIONAL SEARCH REPORT

International application No
PCT/EP2012/062381

A. CLASSIFICATION OF SUBJECT MATTER
 INV. C07D487/04 A61K31/4985 A61P25/00
 ADD.

According to International Patent Classification (IPC) or to both national classification and IPC

B. FIELDS SEARCHED

Minimum documentation searched (classification system followed by classification symbols)
 C07D A61K A61P

Documentation searched other than minimum documentation to the extent that such documents are included in the fields searched

Electronic data base consulted during the international search (name of data base and, where practicable, search terms used)

EPO-Internal, CHEM ABS Data, WPI Data

C. DOCUMENTS CONSIDERED TO BE RELEVANT

Category*	Citation of document, with indication, where appropriate, of the relevant passages	Relevant to claim No.
A	<p>KUMAR, DALIP ET AL: "An expeditious synthesis of 1-aryl-4-methyl-1,2,4-triazolo[4,3-a]quinoxalines under solvent-free conditions using iodobenzene diacetate", GREEN CHEMISTRY, 6(3), 156-157 CODEN: GRCHFJ; ISSN: 1463-9262, vol. 6, no. 3, 27 January 2004 (2004-01-27), pages 156-157, XP002657376, page 156; examples 2b,2e; table 1</p> <p style="text-align: center;">----- -/--</p>	1-20

Further documents are listed in the continuation of Box C.

See patent family annex.

* Special categories of cited documents :

"A" document defining the general state of the art which is not considered to be of particular relevance

"E" earlier application or patent but published on or after the international filing date

"L" document which may throw doubts on priority claim(s) or which is cited to establish the publication date of another citation or other special reason (as specified)

"O" document referring to an oral disclosure, use, exhibition or other means

"P" document published prior to the international filing date but later than the priority date claimed

"T" later document published after the international filing date or priority date and not in conflict with the application but cited to understand the principle or theory underlying the invention

"X" document of particular relevance; the claimed invention cannot be considered novel or cannot be considered to involve an inventive step when the document is taken alone

"Y" document of particular relevance; the claimed invention cannot be considered to involve an inventive step when the document is combined with one or more other such documents, such combination being obvious to a person skilled in the art

"&" document member of the same patent family

Date of the actual completion of the international search

13 September 2012

Date of mailing of the international search report

19/09/2012

Name and mailing address of the ISA/

European Patent Office, P.B. 5818 Patentlaan 2
 NL - 2280 HV Rijswijk
 Tel. (+31-70) 340-2040,
 Fax: (+31-70) 340-3016

Authorized officer

Bourghida, E

INTERNATIONAL SEARCH REPORT

International application No
PCT/EP2012/062381

C(Continuation). DOCUMENTS CONSIDERED TO BE RELEVANT		
Category*	Citation of document, with indication, where appropriate, of the relevant passages	Relevant to claim No.
X	AGGARWAL, RANJANA ET AL: "Hypervalent iodine-mediated synthesis of 1-aryl-4-methyl-1,2,4-triazolo[4,3-a]quinoxalines by oxidative cyclization of arene carbaldehyde-3-methylquinoxalin-2-yl hydrazones", SYNTHETIC COMMUNICATIONS , 36(13), 1873-1878 CODEN: SYNCAV; ISSN: 0039-7911, vol. 36, no. 13, 2006, pages 1873-1878, XP002657377,	19
A	page 1874; examples 5b,5f,5e -----	1-18,20
A	WO 2010/138833 A1 (WYETH CORP [US]; BIOTIE THERAPIES GMBH [DE]; MALAMAS MICHAEL S [US]; N) 2 December 2010 (2010-12-02) page 25; example 4 -----	1-20

INTERNATIONAL SEARCH REPORT

Information on patent family members

International application No

PCT/EP2012/062381

Patent document cited in search report	Publication date	Patent family member(s)	Publication date
WO 2010138833 A1	02-12-2010	TW 201111383 A WO 2010138833 A1	01-04-2011 02-12-2010
