



US00D647402S

(12) **United States Design Patent**
Uribe Juarez

(10) **Patent No.:** **US D647,402 S**

(45) **Date of Patent:** **** Oct. 25, 2011**

(54) **BOTTLE**

(75) Inventor: **Ommar Daniel Uribe Juarez, Altea (ES)**

(73) Assignee: **The Wild Wolf Company, S.L., Altea (ES)**

(**) Term: **14 Years**

(21) Appl. No.: **29/380,366**

(22) Filed: **Dec. 3, 2010**

(30) **Foreign Application Priority Data**

Jun. 3, 2010 (EM) 001715384

(51) **LOC (9) Cl.** **09-01**

(52) **U.S. Cl.** **D9/504**

(58) **Field of Classification Search** D9/500,
D9/502-505, 516, 529, 537, 539-540, 542-545,
D9/549, 558, 574-575, 682, 686, 688-692;
D7/591, 597, 679, 509-511, 30.1, 608; 215/379,
215/381-382; 220/660, 662, 669, 675
See application file for complete search history.

(56) **References Cited**

U.S. PATENT DOCUMENTS

D2,840 S *	11/1867	Rowley	D9/500
D205,734 S *	9/1966	Du Pree	D9/529
D206,947 S *	2/1967	Doblin	D9/661
D226,370 S *	2/1973	Cromb	D9/500
D228,625 S *	10/1973	Pearce	D9/500
D234,914 S *	4/1975	Morgan	D9/560

D241,011 S *	8/1976	Pentengill	D9/500
D321,644 S *	11/1991	Katada et al.	D9/502
D325,697 S *	4/1992	Parr	D9/503
D354,915 S *	1/1995	Schneider et al.	D9/504
D407,315 S *	3/1999	Farris	D9/503
6,095,378 A *	8/2000	Potts et al.	222/402.1
D434,323 S *	11/2000	Pattison	D9/772
D437,528 S *	2/2001	Kitamura et al.	D7/608
D483,610 S *	12/2003	Kerman	D7/523
D564,881 S *	3/2008	Chupak	D9/500
D574,710 S *	8/2008	Gangrade	D9/504
D611,814 S *	3/2010	Marotti et al.	D9/454
D623,518 S *	9/2010	Camomile	D9/454
D632,574 S *	2/2011	Huntington et al.	D9/504
D635,858 S *	4/2011	Simmons et al.	D9/503

* cited by examiner

Primary Examiner — Ian Simmons

Assistant Examiner — Dana L Sipos

(74) *Attorney, Agent, or Firm* — Sturm & Fix LLP

(57) **CLAIM**

The ornamental design for a bottle, as shown and described.

DESCRIPTION

FIG. 1 is a front elevational view of a bottle showing my new design, the rear elevation view being identical;
FIG. 2 is a top, front, right side perspective view thereof shown at a reduced scale; the top, rear left side perspective view being identical;
FIG. 3 is a bottom plan view thereof, shown at an enlarged scale; and,
FIG. 4 is a top plan view thereof.

1 Claim, 4 Drawing Sheets

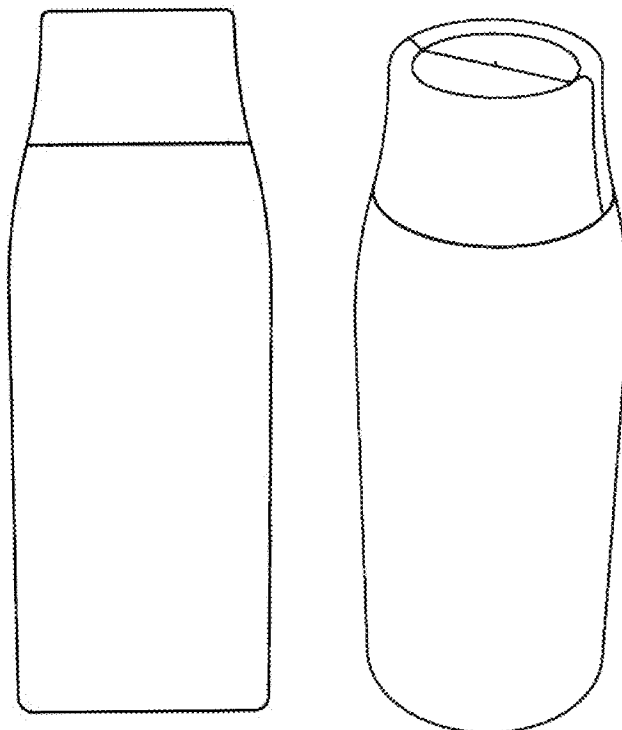


FIG. 1




FIG. 2

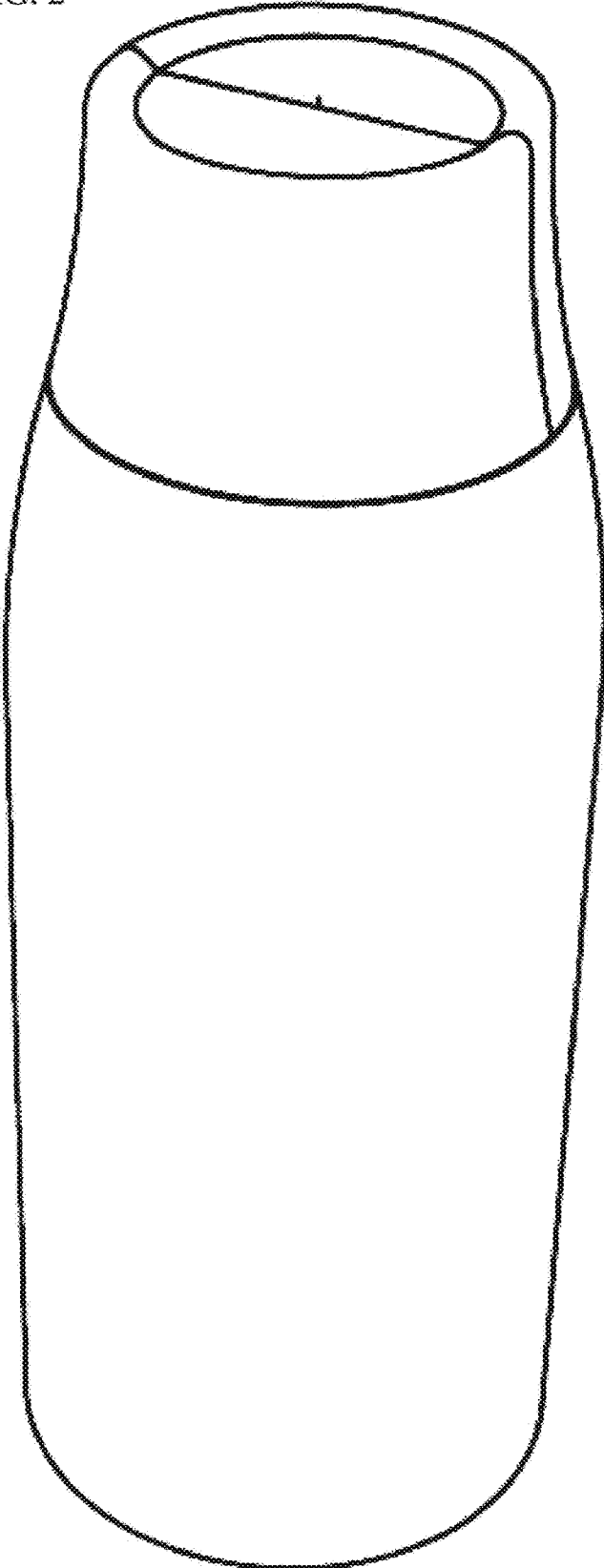


FIG. 3

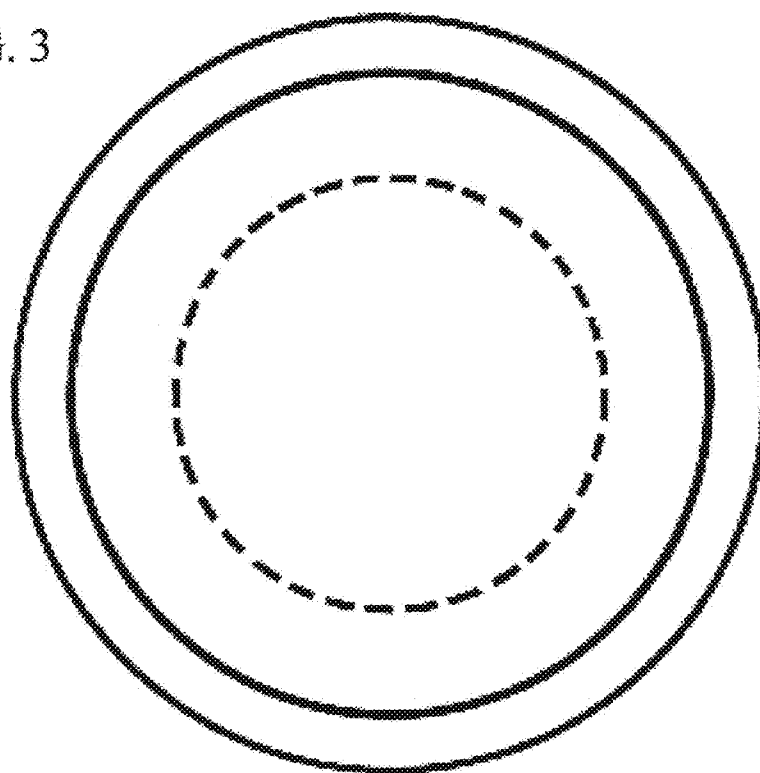


FIG. 4

