



US00D389785S

United States Patent [19]

[11] Patent Number: Des. 389,785

Guzak

[45] Date of Patent: **Jan. 27, 1998

[54] TRAILER BODY

[75] Inventor: John W. Guzak, Midlothian, Va.

[73] Assignee: Excalibur Automobile Corporation, Milwaukee, Wis.

[**] Term: 14 Years

[21] Appl. No.: 66,885

[22] Filed: Feb. 25, 1997

[51] LOC (6) CL 12-10

[52] U.S. Cl. D12/102

[58] Field of Search D12/102, 101, D12/103, 114; 280/418.6, 475, 656, 763.1, 204; 296/173, 156

[56] **References Cited**

U.S. PATENT DOCUMENTS

D. 267,244	12/1982	Reid	D12/102
D. 329,215	9/1992	Alexander et al.	D12/102
D. 340,429	10/1993	Smith	D12/102
D. 354,023	1/1995	Romesburg	D12/102
D. 367,248	2/1996	Christensen	D12/102
D. 376,774	12/1996	Shikado et al.	D12/102
D. 379,604	6/1997	Deshony et al.	D12/102
1,727,430	9/1929	Gilkison	280/763.1
3,715,141	2/1973	Cary	296/173
3,836,173	9/1974	Schwaiger	280/763.1

Primary Examiner—Melody N. Brown
Attorney, Agent, or Firm—Foley & Lardner

[57] **CLAIM**

The ornamental design for a trailer body, as shown and described.

DESCRIPTION

FIG. 1 is a perspective view of a trailer body showing our my design;

FIG. 2 is a front elevational view thereof;

FIG. 3 is a rear elevational view thereof;

FIG. 4 is a left side elevational view thereof, the right side elevational view being a mirror image thereof;

FIG. 5 is a top plan view thereof;

FIG. 6 is a bottom plan view thereof;

FIG. 7 is perspective view of a second embodiment of a trailer body showing my new design;

FIG. 8 is a front elevational view of FIG. 7 thereof;

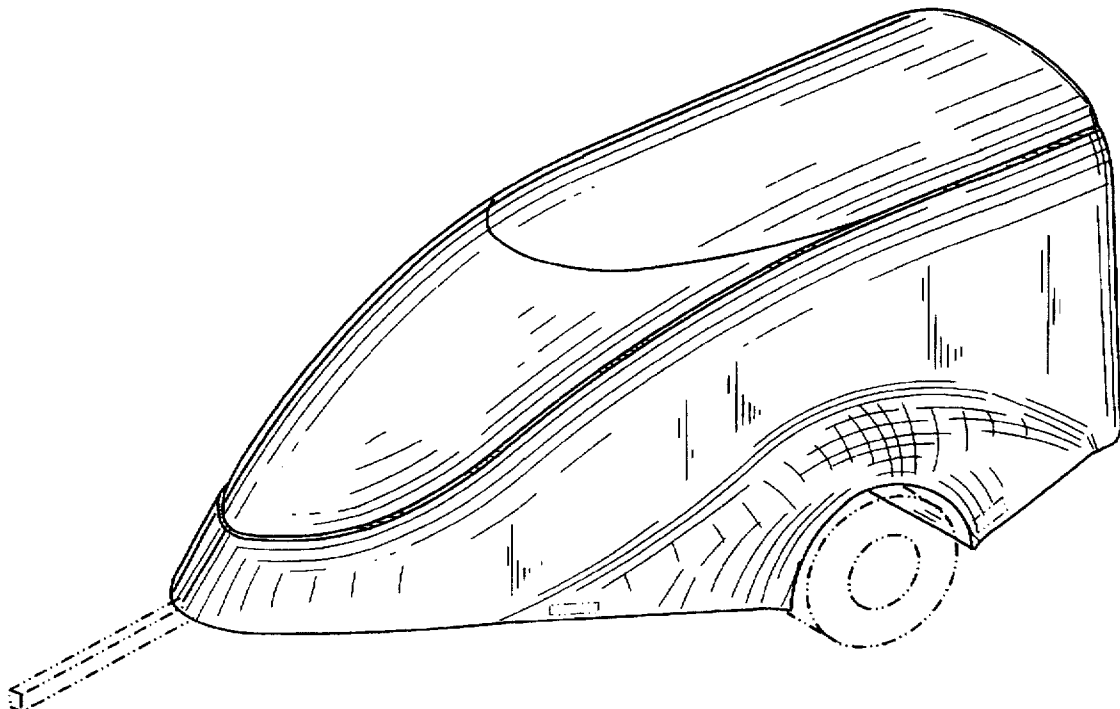
FIG. 9 is a rear elevational view of FIG. 7 thereof;

FIG. 10 is a left side elevational view of FIG. 7, the right side elevational view being a mirror image of that side shown in FIG. 7; and,

FIG. 11 is a top plan view of FIG. 7 thereof.

The broken lines showing in the FIGURES are for illustrative purposes only and form no part of the claimed design.

1 Claim, 6 Drawing Sheets



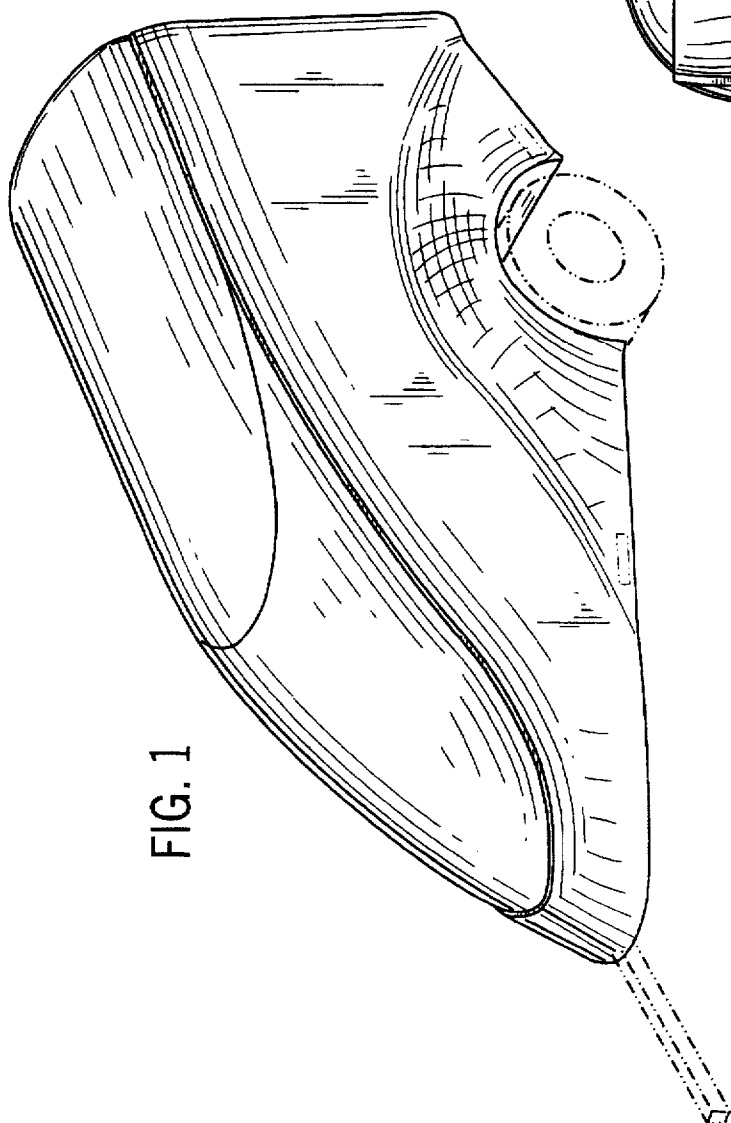


FIG. 1

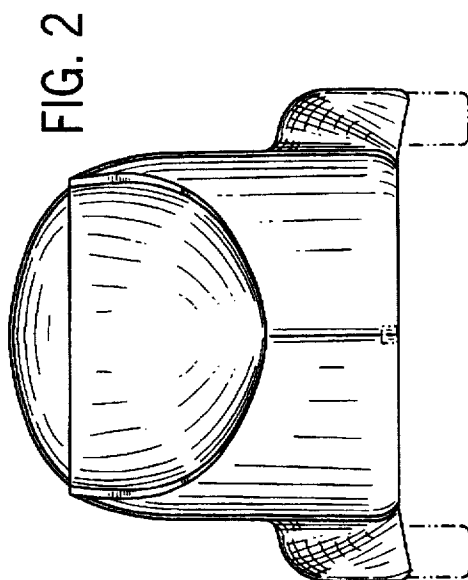


FIG. 2

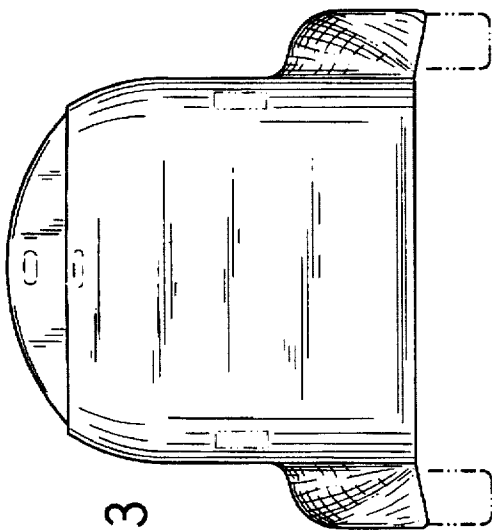


FIG. 3

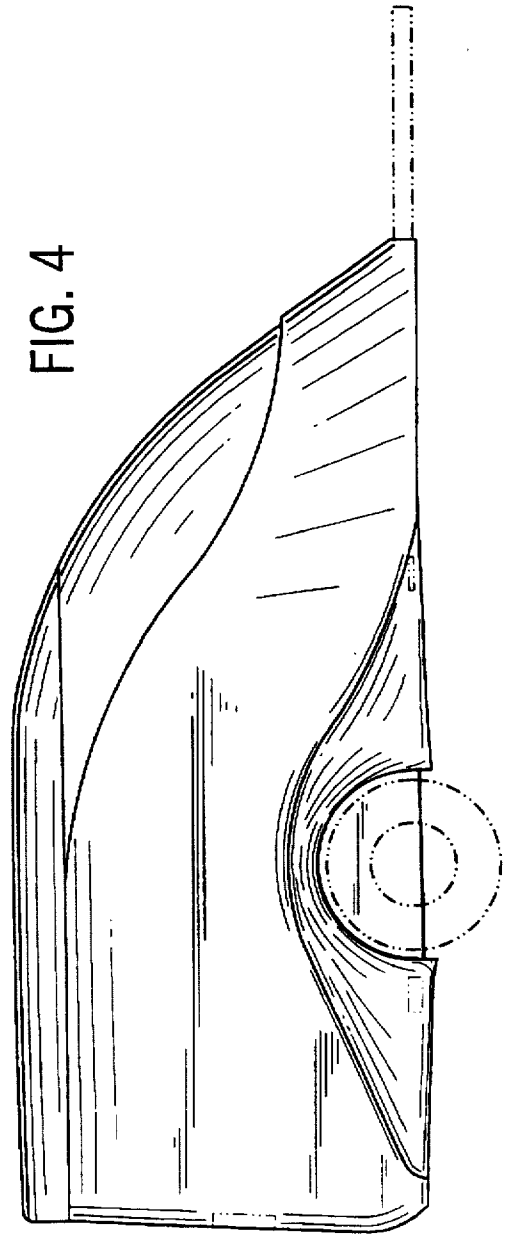


FIG. 4

FIG. 5

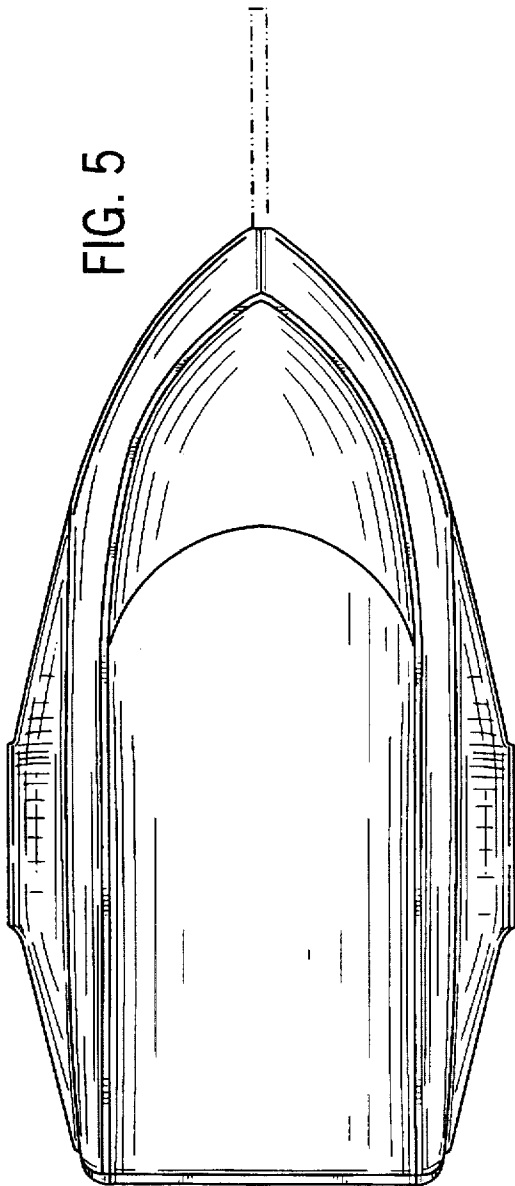
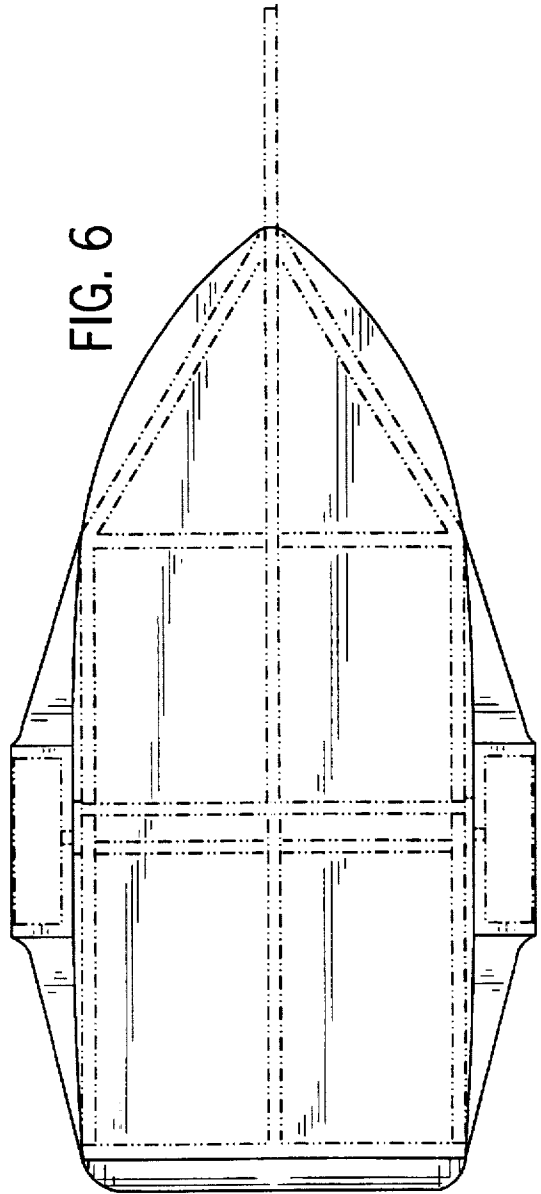


FIG. 6



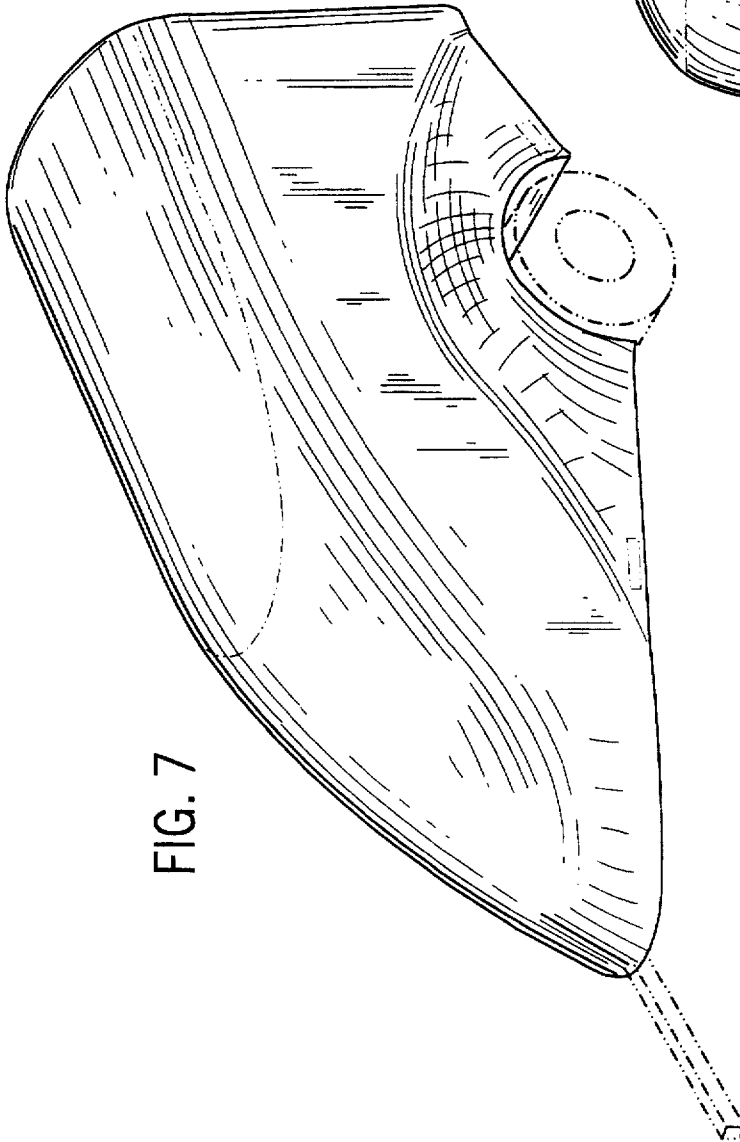


FIG. 7

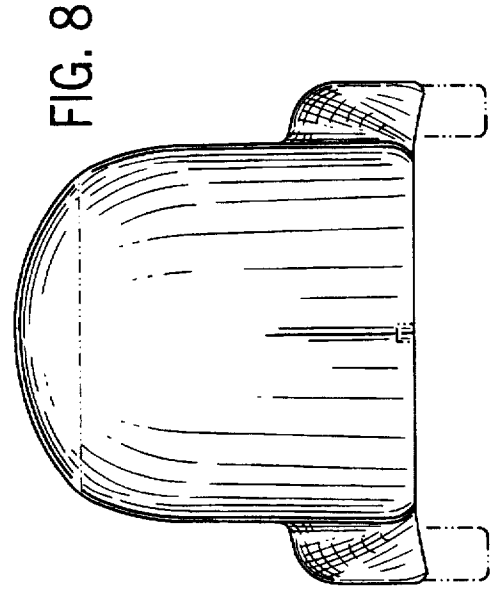


FIG. 8

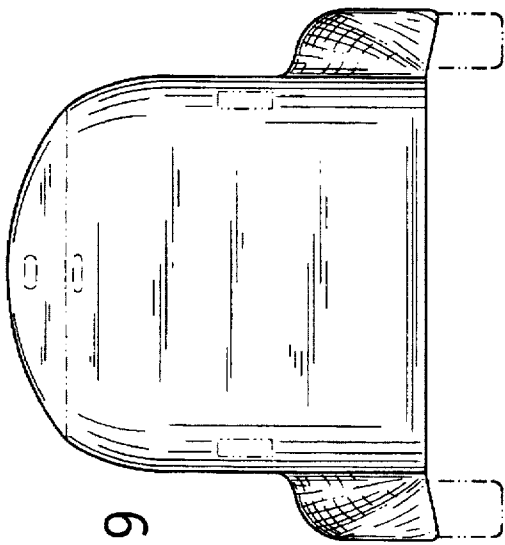


FIG. 9

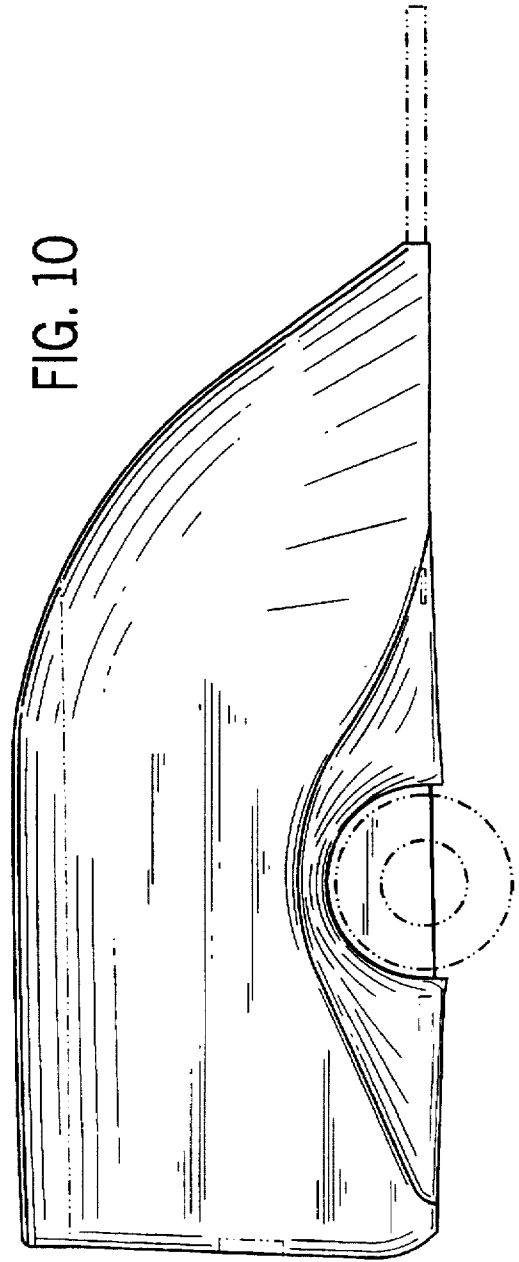


FIG. 10

FIG. 11

