



US00D898651S

(12) **United States Design Patent**  
**Licklitter**

(10) **Patent No.:** **US D898,651 S**

(45) **Date of Patent:** **\*\* Oct. 13, 2020**

(54) **WHEEL**

(71) Applicant: **Wheel Pros, LLC**, Greenwood Village, CO (US)

(72) Inventor: **Hans Licklitter**, Canyon Country, CA (US)

(\*\*) Term: **15 Years**

(21) Appl. No.: **29/699,878**

(22) Filed: **Jul. 30, 2019**

(51) **LOC (12) Cl.** ..... **12-16**

(52) **U.S. Cl.**  
USPC ..... **D12/209**

(58) **Field of Classification Search**  
USPC ..... D12/204–213; D21/563  
CPC .... B60B 7/00; B60B 7/02; B60B 7/04; B60B 7/01; B60B 7/06; B60B 3/02; B60B 3/04; B60B 3/06; B60B 3/10; B60B 1/00; B60B 1/08; B60B 1/10; B60B 1/12  
See application file for complete search history.

D504,859 S	5/2005	Sulahian	
D505,374 S	5/2005	Aleman	
D510,307 S	10/2005	Howes	
D522,429 S *	6/2006	Ishiwata	..... D12/209
D523,797 S	6/2006	Gallert	
D524,212 S	7/2006	Phillips	
D524,220 S	7/2006	Scheu	
D528,495 S	9/2006	Truebsbach	
D542,209 S	5/2007	Pfeiffer	
D549,148 S	8/2007	Buschmann	
D569,777 S	5/2008	Chung	
D577,650 S	9/2008	Chung	
D579,845 S	11/2008	Chung	
D582,831 S	12/2008	Musser	
D596,009 S	7/2009	Sawhney et al.	
D598,357 S	8/2009	Chung	
D617,723 S	6/2010	Zhao	
D623,109 S	9/2010	Markefka	
D635,903 S	4/2011	Zhang	
D654,007 S	2/2012	Nissl	
D654,420 S	2/2012	Guay	
D660,771 S	5/2012	Mueller-Stolz	
D668,195 S *	10/2012	Tant	..... D12/209
D669,009 S	10/2012	Chung	
D686,961 S	7/2013	Chung	
D695,193 S	12/2013	Kong	

(Continued)

*Primary Examiner* — Stacia A Cadmus

(74) *Attorney, Agent, or Firm* — Eric Hanscom

(56) **References Cited**

**U.S. PATENT DOCUMENTS**

D291,796 S	9/1987	Reid
D361,975 S	9/1995	Weld
D391,216 S	2/1998	Ballmann
D408,775 S	4/1999	Shikado
D453,492 S	2/2002	Laengerer
D455,698 S	4/2002	Chung
D467,212 S	12/2002	Noriega
D470,094 S	2/2003	van Hooydonk
D480,036 S	9/2003	Laengerer
D482,996 S	12/2003	Sulahian
D492,925 S	7/2004	Fitzgerald
D496,317 S	9/2004	Kataoka
D499,684 S	12/2004	Cheng
D502,438 S	3/2005	Weld

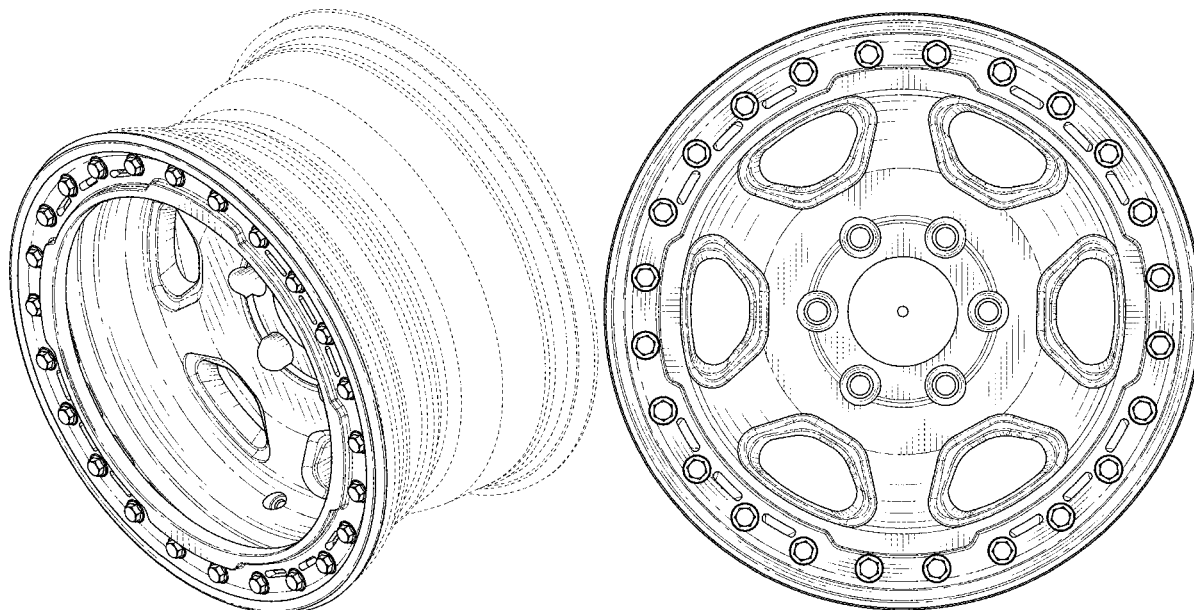
(57) **CLAIM**

The ornamental design for a wheel, as shown and described.

**DESCRIPTION**

FIG. 1 is a perspective view of a wheel showing my new design; and, FIG. 2 is a front view thereof. In the drawings, broken lines shown in the drawings depict environmental subject matter only and form no part of the claimed design.

**1 Claim, 2 Drawing Sheets**



(56)

**References Cited**

## U.S. PATENT DOCUMENTS

D698,298 S	1/2014	Cortes	
D698,300 S	1/2014	Chung	
D702,172 S	4/2014	Chung	
D704,117 S	5/2014	Chung	
D704,617 S	5/2014	Chung	
D706,197 S	6/2014	Chung	
D707,167 S	6/2014	Chung	
D709,020 S	7/2014	Chung	
D713,316 S	9/2014	Song	
D714,207 S	9/2014	Kim	
D717,709 S	11/2014	Valencia Pollex	
D719,893 S	12/2014	Kim	
D731,946 S	6/2015	Chung	
D742,293 S	11/2015	Chung	
D753,046 S	4/2016	Liffick	
D756,882 S	5/2016	Tirado	
D766,805 S	9/2016	Chung	
D769,785 S	10/2016	Wells	
D780,655 S	3/2017	Trim	
D802,509 S *	11/2017	Tran .....	D12/209
D817,844 S *	5/2018	Hale, Jr. ....	D12/209
D849,653 S *	5/2019	Chung .....	D12/209
D853,933 S *	7/2019	Henderson .....	D12/211
D856,245 S *	8/2019	Hale, Jr. ....	D12/209
D865,625 S *	11/2019	Chiu .....	D12/209
D885,284 S *	5/2020	Han .....	D12/209
D892,701 S *	8/2020	Cox .....	D12/209

\* cited by examiner

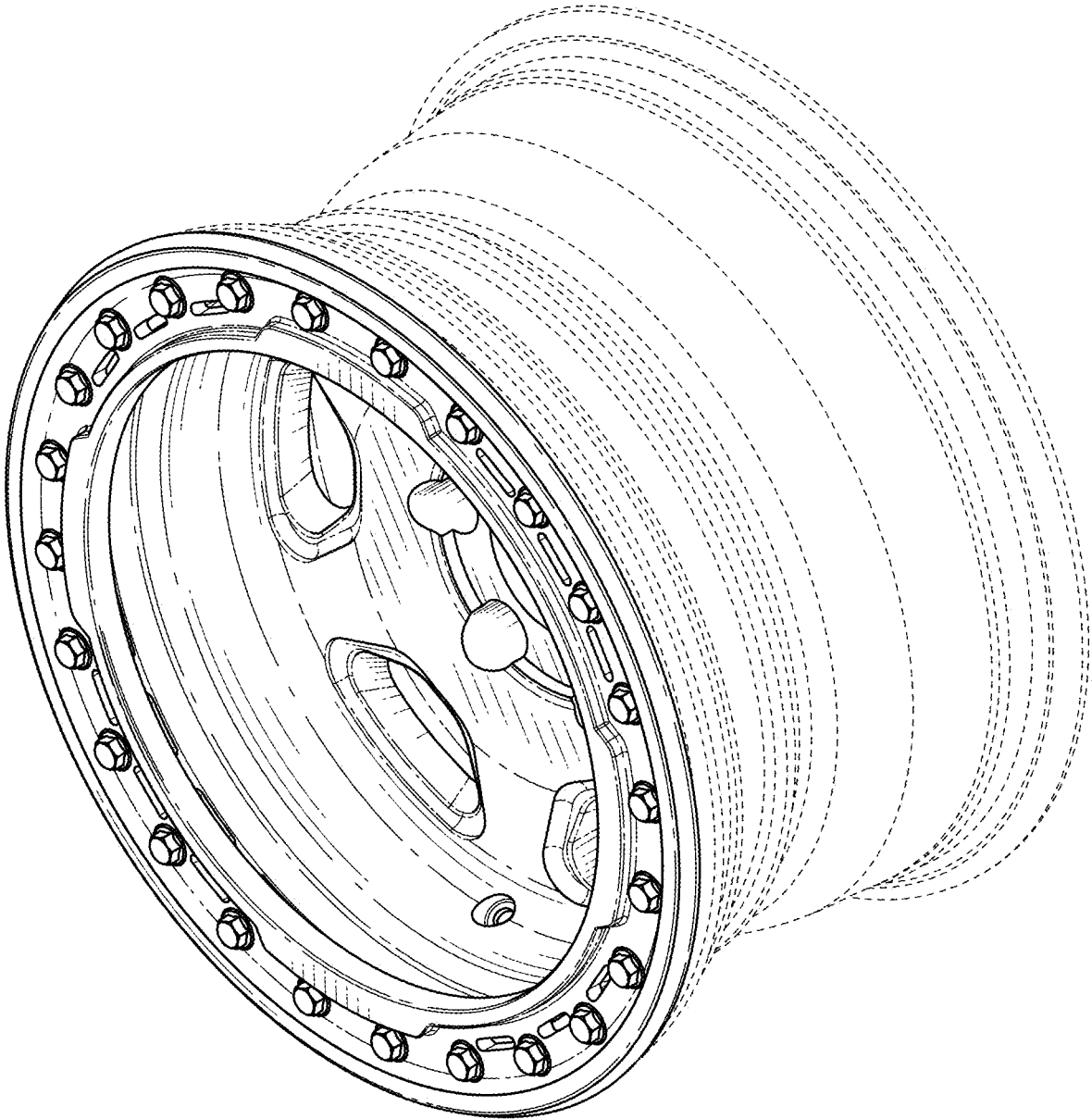


FIG. 1




FIG. 2