



US00D847569S

(12) **United States Design Patent**
Toca

(10) **Patent No.:** **US D847,569 S**

(45) **Date of Patent:** **** May 7, 2019**

- (54) **STEMMED GLASS SET**
- (71) Applicant: **Gustavo A. Toca**, Santo Domingo (DO)
- (72) Inventor: **Gustavo A. Toca**, Santo Domingo (DO)
- (73) Assignee: **Gustavo A. Toca**, Santo Domingo (DO)
- (**) Term: **15 Years**
- (21) Appl. No.: **29/579,689**
- (22) Filed: **Oct. 1, 2016**
- (51) **LOC (11) Cl.** **07-01**
- (52) **U.S. Cl.**
USPC **D7/507; D7/524**
- (58) **Field of Classification Search**
USPC D7/507, 509, 510, 511, 523, 532, 533,
D7/536, 524, 537, 513; 220/592.16,
220/592.17; D11/143, 144; D10/46.2
CPC A47G 19/2205; A47G 19/2227; A47G
19/22; A47G 19/2266
See application file for complete search history.

(56) **References Cited**

U.S. PATENT DOCUMENTS

D115,519	S *	7/1939	Moreau	D7/524
D166,008	S *	2/1952	Witten	D7/537
2,747,387	A *	5/1956	Sweem	A47G 19/2205 215/382
2,757,524	A *	8/1956	Witten	A47G 19/06 220/23.83
D212,818	S *	11/1968	Flaherty	D7/511
D217,878	S *	6/1970	Alvarez	D7/524
D229,151	S *	11/1973	Mctear	D7/537
D247,799	S *	5/1978	Holtorf	D7/537
D279,850	S *	7/1985	Brooker	D7/507
D283,287	S *	4/1986	Bosteels	D11/154
D289,955	S *	5/1987	Buist	D7/507
D327,815	S *	7/1992	van Schijndel	D7/513

D458,083	S *	6/2002	Kerman	D7/537
D471,061	S *	3/2003	Kerman	D7/396.2
D471,065	S *	3/2003	Kerman	D7/537
D477,499	S *	7/2003	Kerman	D7/396.2
D507,935	S *	8/2005	El-Natshah	D7/524
D514,387	S *	2/2006	Rockwell, Jr.	D7/507
D515,870	S *	2/2006	Akopyan	D7/513
7,168,584	B2 *	1/2007	Akopyan	A47G 19/2205 215/6
D609,529	S *	2/2010	Tamale	D7/525
8,220,655	B2 *	7/2012	Millstein	A47G 23/0616 220/636
D697,758	S *	1/2014	Chiriga	D7/507

(Continued)

Primary Examiner — Marianne N Pandozzi

Assistant Examiner — Jae Liang

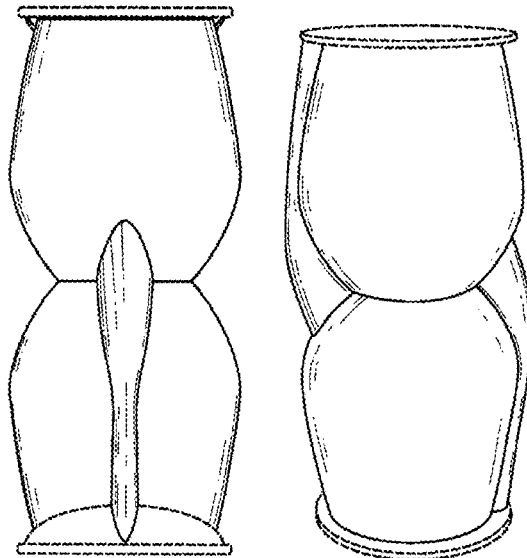
(57) **CLAIM**

The ornamental design for a stemmed glass set, as shown and described.

DESCRIPTION

FIG. 1 is a left perspective view of a first embodiment of a stemmed glass set showing my new design;
 FIG. 2 is a top view thereof;
 FIG. 3 is a bottom view thereof;
 FIG. 4 is a right side view thereof, the left side view being a mirror image thereof;
 FIG. 5 is a front view thereof;
 FIG. 6 is a rear view thereof;
 FIG. 7 is left perspective view of a second embodiment of a stemmed glass set;
 FIG. 8 is a right side view thereof, the left side view being a mirror image thereof;
 FIG. 9 is a front view thereof; and,
 FIG. 10 is a rear view thereof.
 The broken lines in the drawings depict portions of the stemmed glass set that form no part of the claimed design.

1 Claim, 3 Drawing Sheets



(56)

References Cited

U.S. PATENT DOCUMENTS

8,807,340 B2 * 8/2014 Zimmer A47G 19/2205
206/509
D717,604 S * 11/2014 Klinge D7/523
D722,827 S * 2/2015 Dirks D7/510
D727,683 S * 4/2015 Schmidt D7/507
D729,008 S * 5/2015 Rankin D7/507
D745,739 S * 12/2015 Abadi D27/162
D746,636 S * 1/2016 Anzalone D7/503
D748,432 S * 2/2016 Kushner D7/513
D796,897 S * 9/2017 Sunderland D7/396.2
2005/0242102 A1 * 11/2005 Groppo A47G 19/2205
220/669
2017/0135508 A1 * 5/2017 Toca A47G 19/2255

* cited by examiner

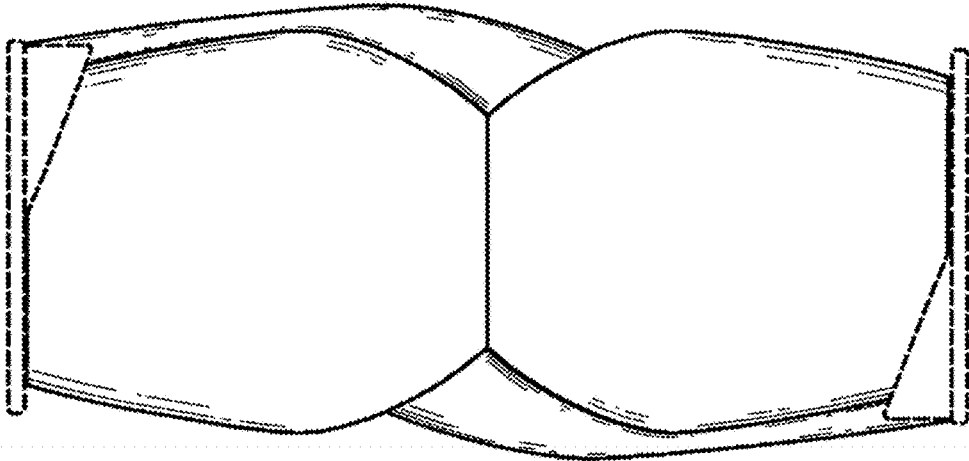


FIG. 4

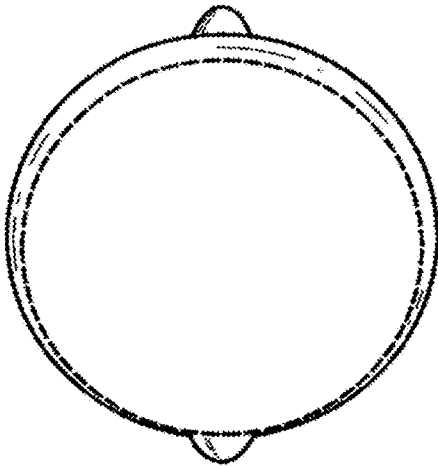


FIG. 2

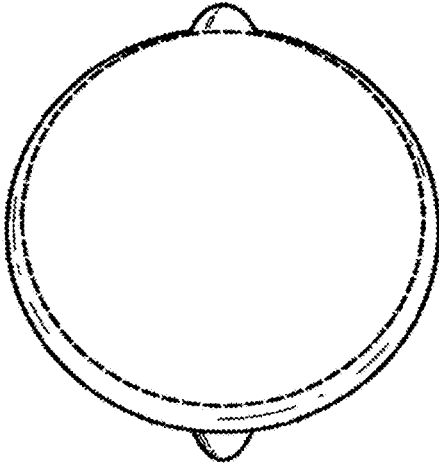


FIG. 3

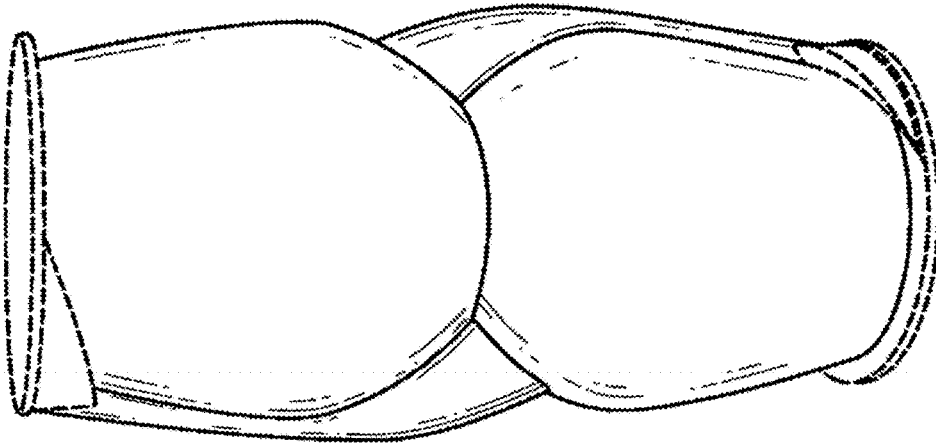


FIG. 1

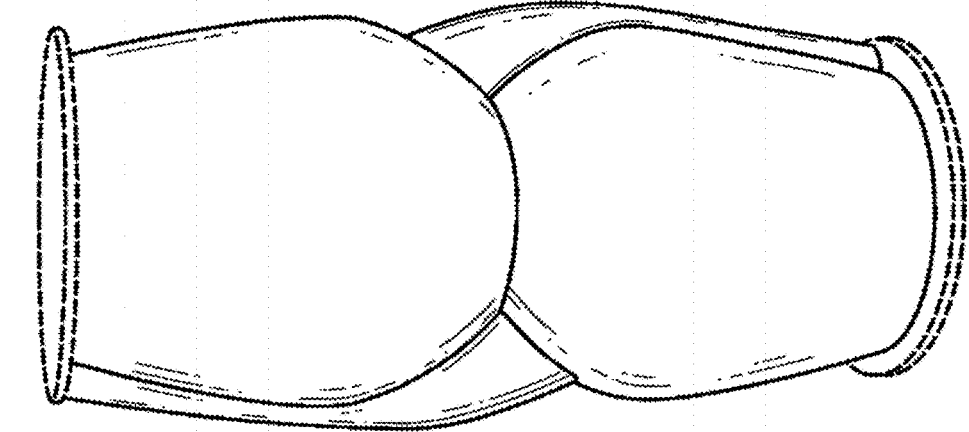


FIG. 5

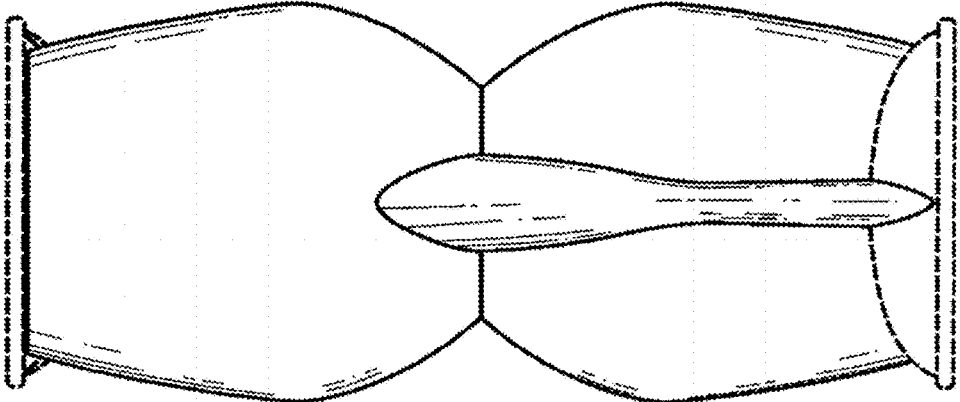


FIG. 6

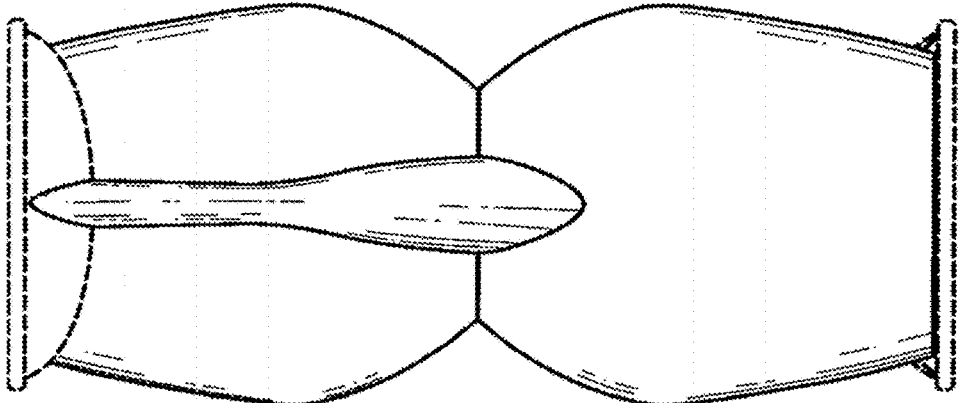


FIG. 7

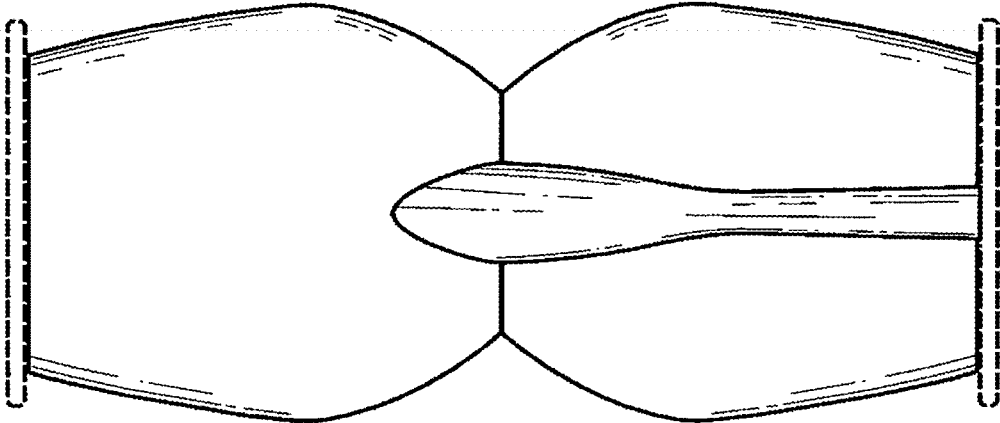


FIG. 10

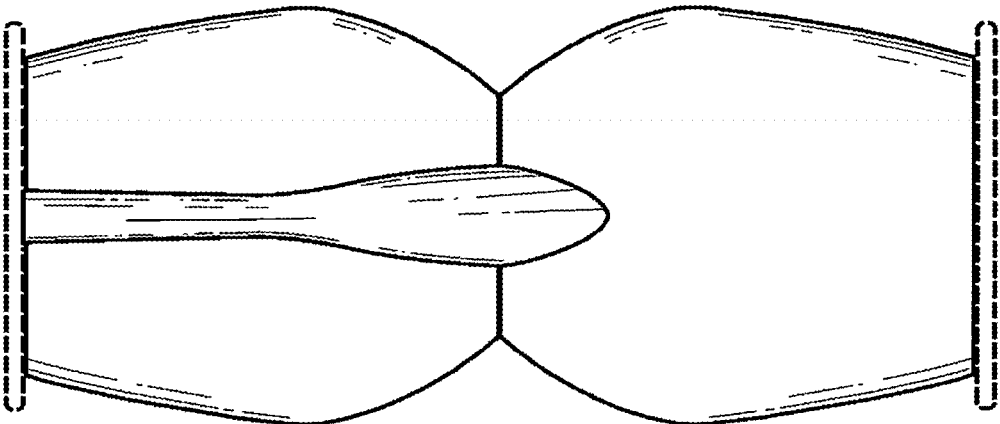


FIG. 9

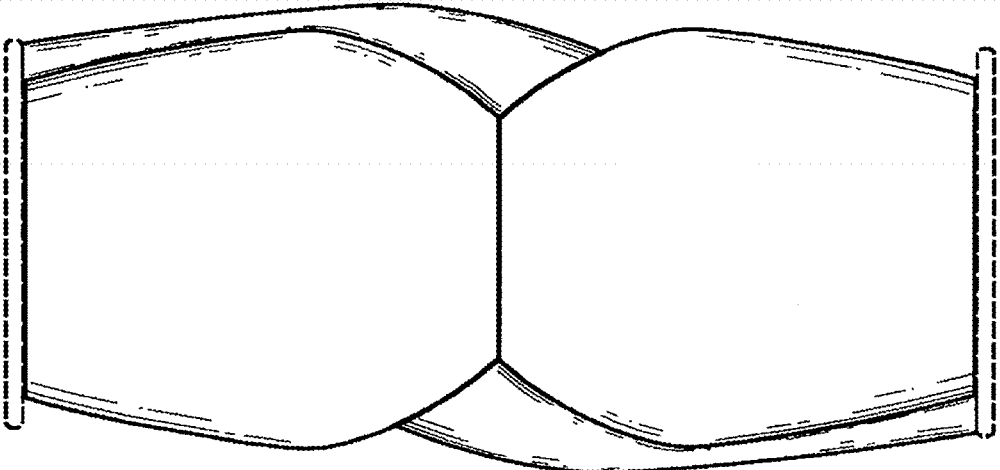


FIG. 8