



US00D501726S

(12) **United States Design Patent**
Liu

(10) **Patent No.:** **US D501,726 S**

(45) **Date of Patent:** **** Feb. 15, 2005**

(54) **SNOW BRUSH**

(76) **Inventor:** **Te-Ching Liu**, P.O. Box 96-405, Taipei
106 (TW)

(**) **Term:** **14 Years**

(21) **Appl. No.:** **29/203,547**

(22) **Filed:** **Apr. 13, 2004**

(51) **LOC (7) Cl.** **04-01**

(52) **U.S. Cl.** **D4/118; D4/129**

(58) **Field of Search** D4/118, 129, 132,
D4/134, 138; D32/42, 48, 49; 15/105, 111,
117, 143.1, 144.1, 144.3, 144.4, 145, 159.1,
160, 176.1, 236.01, 236.02, 236.08; 16/110.1,
430, 431

(56) **References Cited**

U.S. PATENT DOCUMENTS

D335,771 S	*	5/1993	Mallory et al.	D4/118
D346,903 S	*	5/1994	Hillmer	D4/118
5,517,710 A	*	5/1996	Hisey	15/160 X

D441,198 S	*	5/2001	Primeau	D4/118
6,243,906 B1	*	6/2001	Holliday et al.	15/111
D453,075 S	*	1/2002	Liu	D4/118
D485,032 S	*	1/2004	Anderson et al.	D32/42

* cited by examiner

Primary Examiner—Alan P. Douglas
Assistant Examiner—Lavone D. Tabor

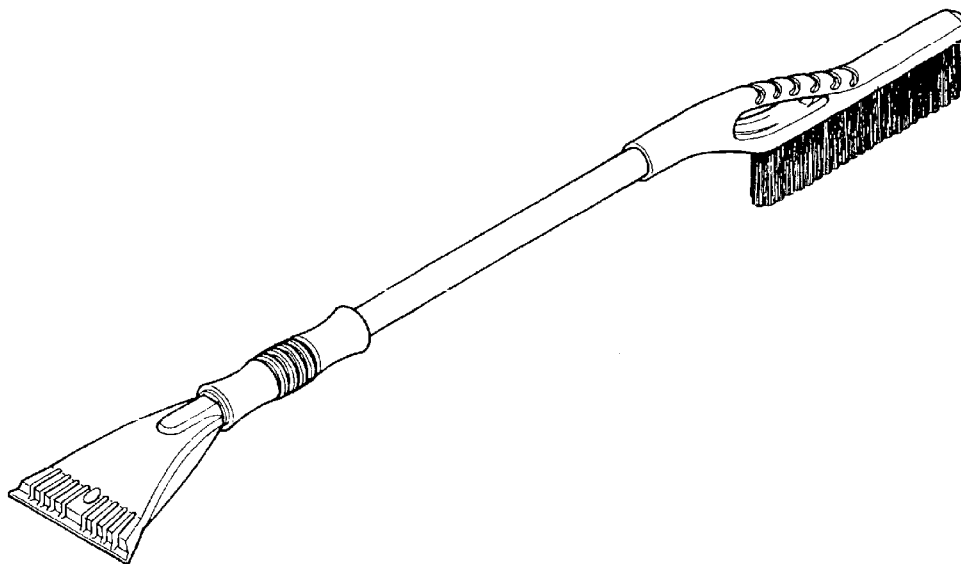
(57) **CLAIM**

The ornamental design for a snow brush, as shown.

DESCRIPTION

FIG. 1 is a perspective view of a snow brush showing my new design;
FIG. 2 is a front elevational view;
FIG. 3 is a rear elevational view;
FIG. 4 is a top plan view;
FIG. 5 is a bottom plan view;
FIG. 6 is a left side elevational view; and,
FIG. 7 is a right side elevational view.

1 Claim, 5 Drawing Sheets



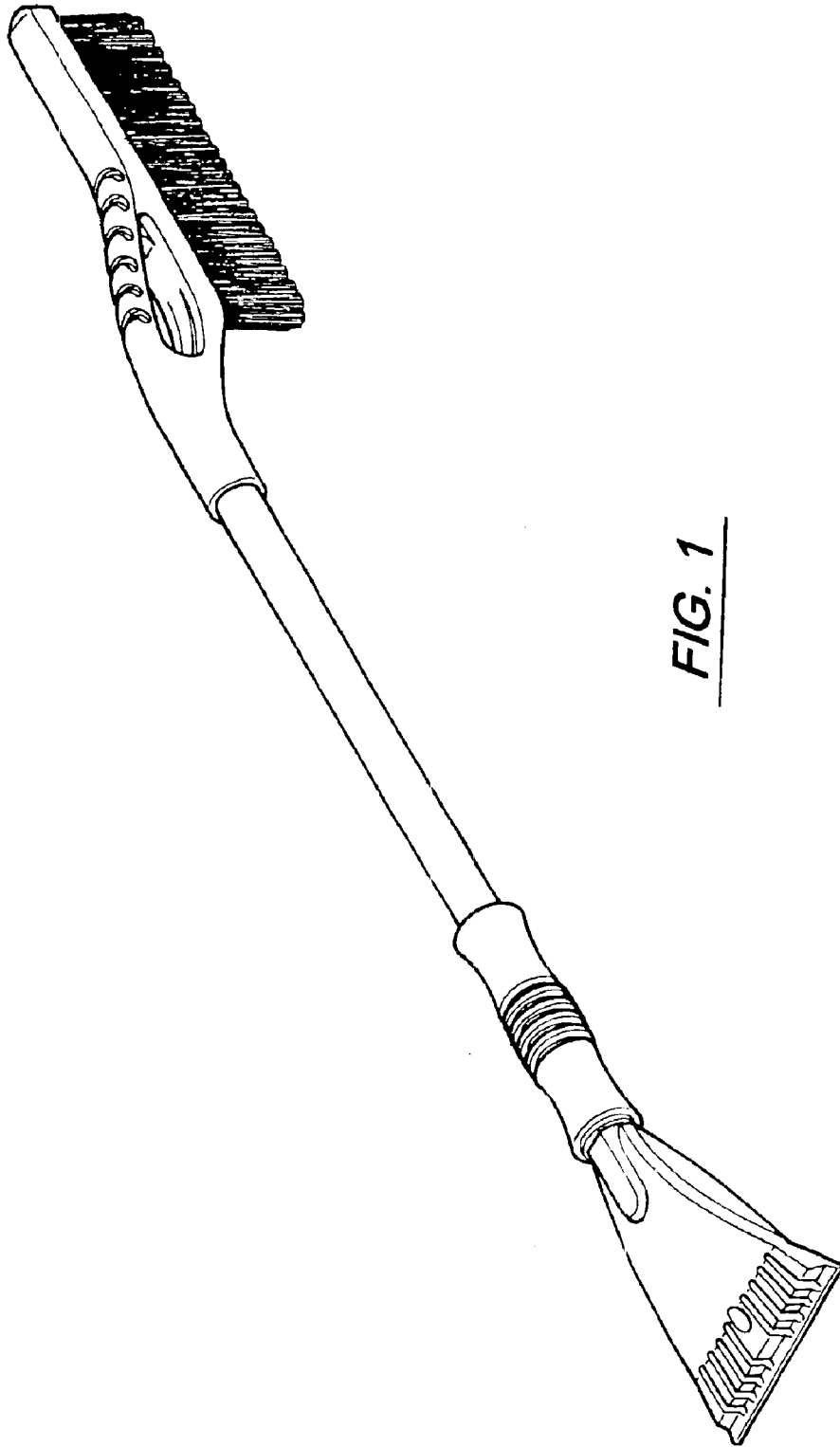


FIG. 1




FIG. 2




FIG. 3

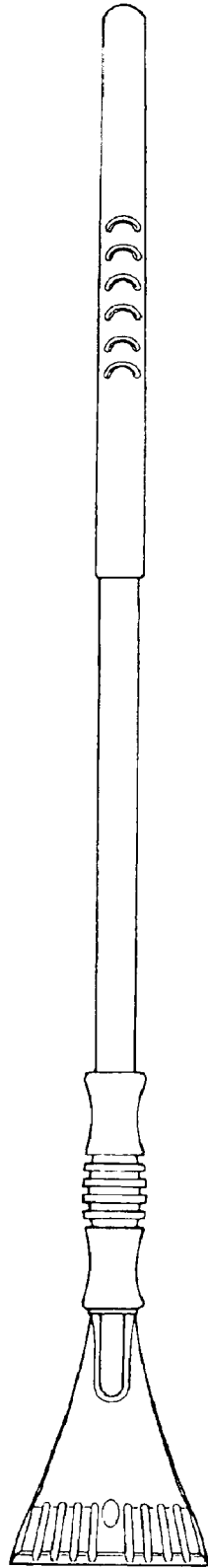


FIG. 4




FIG. 5

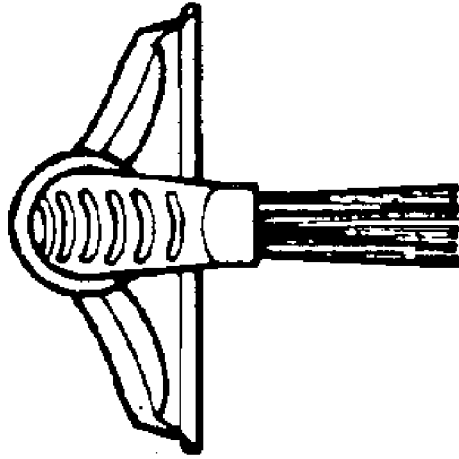


FIG. 6

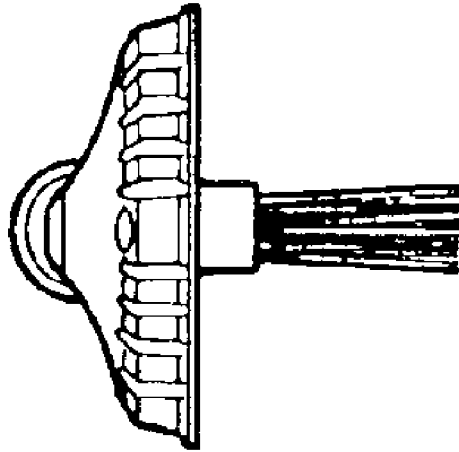


FIG. 7