

H. B. CONANT.
Dust-Brush.

No. 166,261.

Patented Aug. 3, 1875.

Fig: 1.

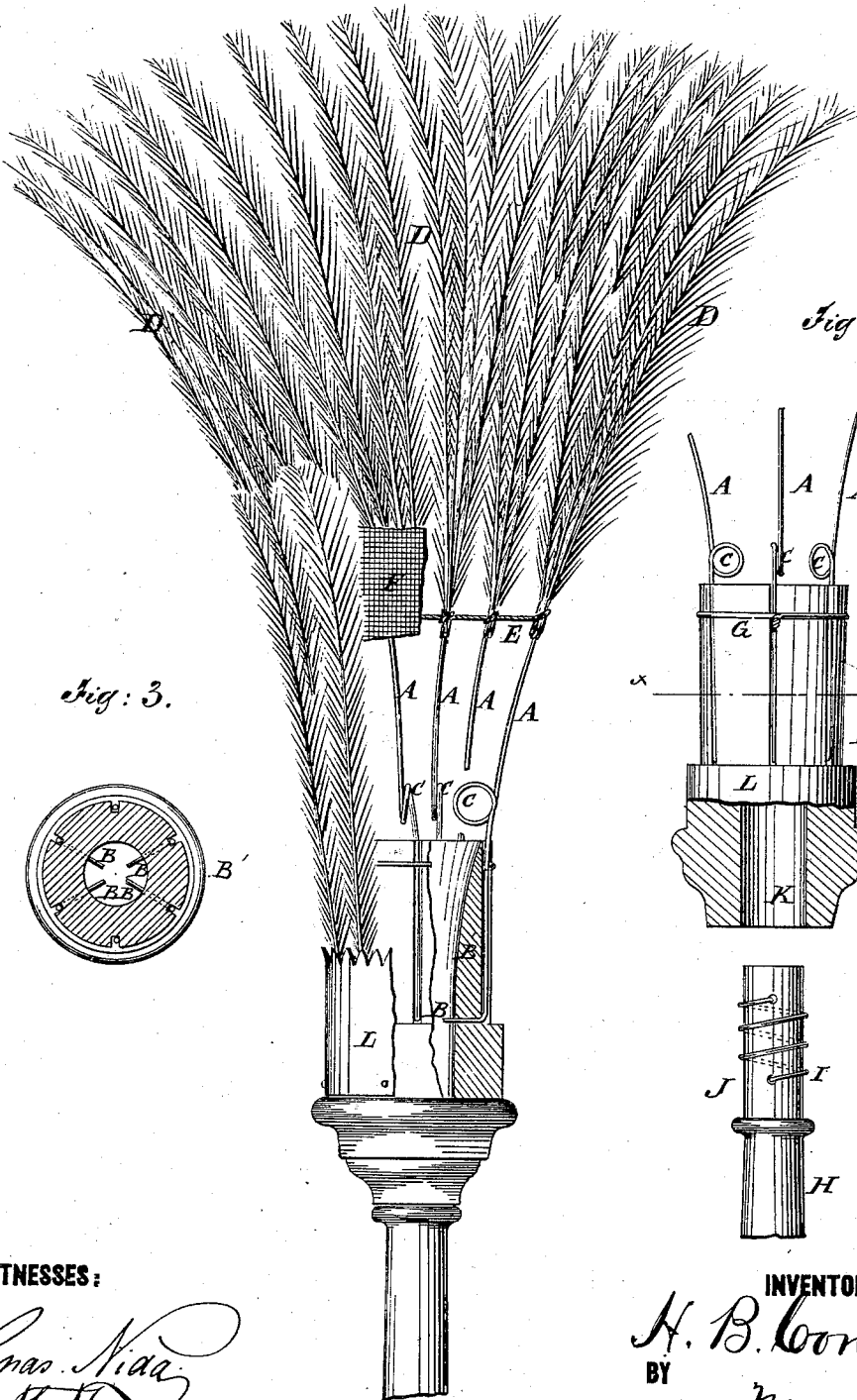


Fig: 2.

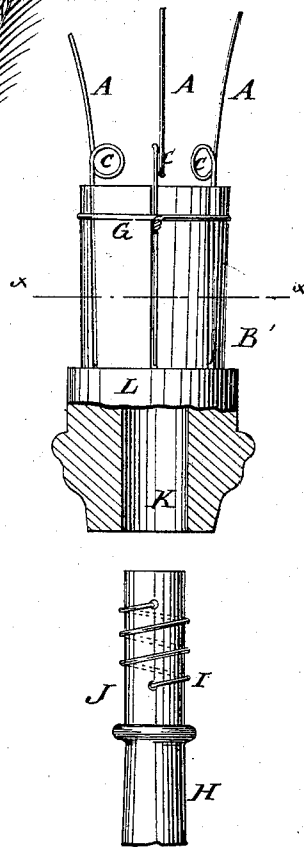
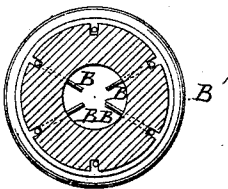


Fig: 3.



WITNESSES:

Chas. Nida
A. J. Terry

INVENTOR:

H. B. Conant
BY *Munnell*
ATTORNEYS.

UNITED STATES PATENT OFFICE.

HENRY B. CONANT, OF GENEVA LAKE, WISCONSIN.

IMPROVEMENT IN DUST-BRUSHES.

Specification forming part of Letters Patent No. **166,261**, dated August 3, 1875; application filed May 28, 1875.

To all whom it may concern:

Be it known that I, HENRY B. CONANT, of Geneva Lake, Walworth county, Wisconsin, have invented a new and useful Improvement in the Manufacture of Dusters, of which the following is a specification:

My invention relates to the construction and combination of parts, whereby the springs which support and form part of the brush portion of the duster are secured to the handle and supported one by the other. It also consists in the means of securing the handle to the head proper, as hereinafter described.

Figure 1 is a side view of the duster, with parts broken away to show the construction. Fig. 2 is a sectional view, showing the head complete, and the manner of attaching the handle; and Fig. 3 is a cross-section of Fig. 2 on the line *xx*.

Similar letters of reference indicate corresponding parts.

A represents springs of steel wire, or of other suitable material, which are attached to the head by bending their lower ends to a right angle, and the ends so turned are passed through the head and into the cavity thereof, as seen at B in Fig. 1. B' is the head, which is made hollow. C is a coil in each of the springs, to increase the elasticity thereof. D represents the brush portion of the duster. This portion may be made of feathers, hair, silk, or any suitable material. This material (whatever it may be) is attached to the springs in clusters or bunches, as seen in the drawing, and the springs are connected together by a cord, E, or by a strip of cloth, F, or in any

other suitable manner, so that the springs will form a mutual support for each other, and keep the brush in place. This device adds greatly to the strength and durability of the duster, without materially increasing the cost. The lower portion of the springs rests in grooves made in the outside of the head, where they are confined by the band G, which rests in a groove in the head, as seen in Fig. 2. H is the handle, which is screwed into the head, the screw-thread on the handle being formed by a wire, I, wound spirally around the tenon J. This spiral wire makes its own thread in the hole K of the head. The duster is finished by a morocco band, L, which may inclose feathers or other surrounding material, to give the duster a nice finish, and make it desirable as an article of commerce.

Having thus described my invention, I claim as new and desire to secure by Letters Patent—

1. In a dusting-brush, the combination of the springs A, having bent ends and the band G, with the head B', constructed as shown and described.

2. The combination, with the head B', having socket K, of the handle H, and wire I wound spirally around the part J, as shown and described.

3. The combination, with the springs A and head B', of the cord E, as and for the purpose specified.

HENRY B. CONANT.

Witnesses:

JOHN A. SMITH,
JABISH H. MOORE.