

(19) World Intellectual Property Organization
International Bureau



(43) International Publication Date
2 August 2007 (02.08.2007)

PCT

(10) International Publication Number
WO 2007/085637 A1

(51) International Patent Classification:
A61K 31/485 (2006.01) A61K 9/22 (2006.01)

(21) International Application Number:
PCT/EP2007/050751

(22) International Filing Date: 25 January 2007 (25.01.2007)

(25) Filing Language: English

(26) Publication Language: English

(30) Priority Data:
06001754.8 27 January 2006 (27.01.2006) EP

(71) Applicant (for all designated States except US):
EURO-CELTIQUE S.A. [LU/LU]; 122, Boulevard
De La Pétrusse, L-2330 Luxembourg (LU).

(72) Inventors; and

(75) Inventors/Applicants (for US only): **FLEISCHER, Wolfgang** [DE/DE]; Posener Strasse 6, 55218 Ingelheim (DE). **LEUNER, Christian** [DE/DE]; Blauwiesenweg 65, 60439 Frankfurt (DE). **SCHERER, Sabine** [DE/DE]; Lubentiusstrasse 2, 65553 Limburg-Dietkirchen (DE).

(74) Agent: **EHLICH, Eva Susanne**; Maiwald Patentanwalts GmbH, Elisenhof, Elisenstr. 3, 80335 Munich (DE).

(81) Designated States (unless otherwise indicated, for every kind of national protection available): AE, AG, AL, AM, AT, AU, AZ, BA, BB, BG, BR, BW, BY, BZ, CA, CH, CN, CO, CR, CU, CZ, DE, DK, DM, DZ, EC, EE, EG, ES, FI, GB, GD, GE, GH, GM, GT, HN, HR, HU, ID, IL, IN, IS, JP, KE, KG, KM, KN, KP, KR, KZ, LA, LC, LK, LR, LS, LT, LU, LV, LY, MA, MD, MG, MK, MN, MW, MX, MY, MZ, NA, NG, NI, NO, NZ, OM, PG, PH, PL, PT, RO, RS, RU, SC, SD, SE, SG, SK, SL, SM, SV, SY, TJ, TM, TN, TR, TT, TZ, UA, UG, US, UZ, VC, VN, ZA, ZM, ZW.

(84) Designated States (unless otherwise indicated, for every kind of regional protection available): ARIPO (BW, GH, GM, KE, LS, MW, MZ, NA, SD, SL, SZ, TZ, UG, ZM, ZW), Eurasian (AM, AZ, BY, KG, KZ, MD, RU, TJ, TM), European (AT, BE, BG, CH, CY, CZ, DE, DK, EE, ES, FI, FR, GB, GR, HU, IE, IS, IT, LT, LU, LV, MC, NL, PL, PT, RO, SE, SI, SK, TR), OAPI (BF, BJ, CF, CG, CI, CM, GA, GN, GQ, GW, ML, MR, NE, SN, TD, TG).

Published:

— with international search report

For two-letter codes and other abbreviations, refer to the "Guidance Notes on Codes and Abbreviations" appearing at the beginning of each regular issue of the PCT Gazette.

(54) Title: TAMPER RESISTANT DOSAGE FORMS

(57) Abstract: Tamper resistant controlled release formulations.

WO 2007/085637 A1

Tamper resistant dosage forms

5

TECHNICAL FIELD

The present invention is directed to the prevention of the illicit use of opioid agonist dosage forms. The present invention is in particular directed to the prevention of the
10 illicit use of oxycodone dosage forms.

BACKGROUND

Pharmaceutical products are sometimes the subject of abuse. For example, a
15 particular dose of opioid agonist may be more potent when administered parenterally as compared to the same dose administered orally. Some formulations can be tampered with to provide the opioid agonist contained therein for illicit use. Drug abusers sometimes try to achieve euphoric effects by manipulating drug formulations to quicken the onset. Controlled release opioid agonist formulations are sometimes
20 crushed, or subject to extraction with solvents by drug abusers to provide the opioid contained therein for immediate release upon oral or parenteral administration.

The most rudimentary way of accomplishing this is by crushing the dosage form into a fine powder in an attempt to make the active ingredient more available. Oral
25 abusers chew and/ or swallow the material, and nasal abusers crush the formulations for snorting.

In addition to the aforementioned "direct tampering" techniques, more determined abusers can also use various kinds of "kitchen chemistry" in an attempt to completely
30 isolate the active ingredient from a formulation matrix. One method involves one-step extractions into commonly available media such as water or ethanol and mixtures thereof.

- 2 -

An effective amount of opioid antagonist can be used in opioid agonist dosage forms to induce tamper resistance. Opioid antagonists have the effect of antagonising the effect of opioid agonists. Therapeutically effective but tamper resistant oral dosage
5 forms need to be effective when used correctly and ineffective enough, i.e. no sufficient effect of the opioid agonist, upon illicit use as for example crushing and extracting the dosage form to obtain an extract of the opioid agonist for parenteral administration. To prevent illicit use a dosage form comprising an opioid agonist and an opioid antagonist to induce tamper resistance, the separation of the opioid
10 agonist and opioid antagonist by extraction of the dosage form must be prevented.

Naloxone is an example of a known opioid antagonist useful to antagonize the effect of for example oxycodone. Oral administration of the Oxycodone/Naloxone combination results in release and absorption of both actives. Due to the high first
15 pass metabolism naloxone has only a low oral bioavailability, while Oxycodone is active and systemically available. The dosage form is effective when used as intended, namely when used orally in form of e.g. a controlled release dosage form.

In a nasal or intravenous abuse situation there is no first pass metabolism. Both
20 actives are systemic available and Naloxone antagonizes the drug action of Oxycodone. The combination therefore inhibits intravenous and nasal abuse.

To prevent illicit use of opioid agonist/opioid antagonist combination dosage forms separation of the opioid agonist from the opioid antagonist using common abuser
25 extraction methods, i.e. "kitchen chemistry", must be prevented.

OBJECTS AND SUMMARY OF THE INVENTION

The present invention is directed to the prevention of the separation of the opioid
5 agonist from the opioid antagonist from dosage forms comprising the opioid agonist
and the opioid antagonist by simple extraction methods, commonly used by abusers.

Due to the illegal nature of these activities, there are no standardized methods for
abusing pharmaceutical products. The experimental techniques used therein are
10 designed to simulate commonly known methods of abuse.

The most rudimentary way to make the active ingredient available is by crushing the
dosage form into a fine powder. Favoured methods for tampering oral dosage forms
containing opioids are intravenous misuse and the simple one-step extraction.
15

It is an object of the invention to prevent separation of the opioid agonist from the
opioid antagonist from a dosage form comprising the opioid agonist and the opioid
antagonist sufficient to make abuse unattractive.

20 It is an object of the invention to prevent the selective extraction of the opioid agonist
from the dosage form comprising the opioid agonist and the opioid antagonist.

The present invention is directed to the use of an amount of an opioid antagonist in
an amount at least sufficient to substantially antagonize a therapeutic amount of
25 opioid agonist when both, the opioid agonist and the opioid antagonist, are
administered intravenous at the same time, in the form of a controlled release dosage
form comprising a homogeneous controlled release matrix formulation comprising a
hydrophobic material, comprising at least one hydrophobic polymer and at least one

- 4 -

fatty alcohol or fatty acid, and said therapeutic amount of an opioid agonist and said sufficient amount of opioid antagonist.

The difference in the relative amounts of opioid agonist and opioid antagonist
5 extracted by an extraction test, based on the total amounts present in the extracted dosage form before extraction, is useful to describe the separability of the opioid agonist from the opioid antagonist by extraction. The difference (Δ % points of the relative amounts extracted) should be sufficiently small to prevent euphoria as normally expected by the average abuser provided by the intravenous administration
10 of the extract or there should be no difference or the relative amount of antagonist extracted should be larger than the relative amount of agonist extracted.

According to one embodiment, the invention is directed to the use of an amount of an opioid antagonist in an amount at least sufficient to substantially antagonize a
15 therapeutic amount of opioid agonist when both ,the opioid agonist and the opioid antagonist, are administered intravenous at the same time, in the form of a controlled release dosage form comprising a homogeneous controlled release matrix formulation comprising a hydrophobic material, comprising at least one hydrophobic polymer and at least one fatty alcohol or fatty acid, and said therapeutic amount of an
20 opioid agonist and said sufficient amount of opioid antagonist, to prevent the formation of an extract of said controlled release matrix formulation comprising the opioid agonist by a one step extraction procedure comprising the steps of a) crushing the formulation of one dosage form using a pill crusher or a tablet mortar, or using two spoons, wherein the crushing is performed at least 4 times using the spoons, b)
25 extracting the crushed formulation of one dosage form on a spoon using 2 ml boiling tap water as extracting agent and a cigarette lighter as heating means for a time period that is necessary to boil the water, and c) filtering the solution using cotton, wherein the opioid antagonist is present in said extract in a weight percent amount,

- 5 -

based on the total amount of opioid antagonist in the dosage form, that is more than 20 %-points less than the weight percent amount of opioid agonist present in the extract, based on the total amount of opioid agonist in the dosage form.

- 5 According to another embodiment the invention is directed to the use of an amount of an opioid antagonist in an amount at least sufficient to substantially antagonize a therapeutic amount of opioid agonist when both, the opioid agonist and the opioid antagonist, are administered intravenous at the same time, in the form of a controlled release dosage form comprising a homogeneous controlled release matrix
- 10 formulation comprising a hydrophobic material, including at least one hydrophobic polymer and at least one fatty alcohol or fatty acid, and said therapeutic amount of an opioid agonist and said sufficient amount of opioid antagonist, to prevent the formation of an extract of said controlled release matrix formulation comprising the opioid agonist by a one step extraction procedure comprising the steps of crushing
- 15 the formulation of one dosage form using a pill crusher or a tablet mortar, or using two spoons, wherein the crushing is performed at least 4 times using the spoons, extracting said crushed formulation on a spoon using 2 ml boiling deionized water as extracting agent and a cigarette lighter as heating means for a time period that is necessary to boil the water, and filtering the solution using cotton, wherein the opioid
- 20 antagonist is present in said extract in a weight percent amount, based on the total amount of opioid antagonist in the dosage form, that is more than 15 %-points less than the weight percent amount of opioid agonist present in the extract, based on the total amount of opioid agonist in the dosage form
- 25 According to a further embodiment, the invention is directed to the use of an amount of an opioid antagonist in an amount at least sufficient to substantially antagonize a therapeutic amount of opioid agonist when both, the opioid agonist and the opioid antagonist, are administered intravenous at the same time, in the form of a controlled

- 6 -

release dosage form comprising a homogeneous controlled release matrix formulation comprising a hydrophobic material, including at least one hydrophobic polymer and at least one fatty alcohol or fatty acid, and said therapeutic amount of an opioid agonist and said sufficient amount of opioid antagonist, to prevent the

5 formation of an extract of said controlled release matrix formulation comprising the opioid agonist by a one step extraction procedure comprising the steps of crushing the formulation of 10 dosage form using a pill crusher, extracting said crushed formulation in a glass vial using 100 ml of extraction solvent selected from the group of deionized water, hydrochloride acid (2N), acetic acid (2N), sodium hydroxide

10 solution (0.1N, 0.5N, 1N or 2 N) and ethanol (40%), and shaking for at least 15 minutes at least at room temperature, wherein the opioid antagonist is present in said extract in a weight percent amount, based on the total amount of opioid antagonist in the dosage form, that is more than 10 %-points less than the weight percent amount of opioid agonist present in the extract, based on the total amount of opioid agonist in

15 the dosage form.

According to a further embodiment, the invention is directed to the use of an amount of an opioid antagonist in an amount at least sufficient to substantially antagonize a therapeutic amount of opioid agonist when both, the opioid agonist and the opioid

20 antagonist, are administered intravenous at the same time, in the form of a controlled release dosage form comprising a homogeneous controlled release matrix formulation comprising a hydrophobic material, including at least one hydrophobic polymer and at least one fatty alcohol or fatty acids, and said therapeutic amount of an opioid agonist and said sufficient amount of opioid antagonist, to prevent the

25 formation of an extract of said controlled release matrix formulation comprising the opioid agonist by a one step extraction procedure comprising the steps of: heating deionized water to 70°C, adding the intact formulation of one dosage form and stirring for 15 minutes, separating the extract, wherein the opioid antagonist is

- 7 -

present in said extract in a weight percent amount, based on the total amount of opioid antagonist in the dosage form, that is more than 15 %-points less than the weight percent amount of opioid agonist present in the extract, based on the total amount of opioid agonist in the dosage form.

5

The term "sufficient to substantially antagonize a therapeutic amount of opioid agonist when both, the opioid agonist and the opioid antagonist, are administered intravenous at the same time" means that no euphoria is caused by said combined intravenous administration in an average abuser.

10

The term "controlled release matrix formulation" refers to the composition including the controlled release materials and the opioid.

15

The term "substantially homogenous controlled release matrix formulation" as used herein refers to a matrix formulation wherein the formulation compounds which form the matrix comprising the opioid agonist and the opioid antagonist form a uniform mixture of substances.

20

The term "controlled release dosage form" refers to the administration form comprising the "controlled release matrix formulation". The dosage form can be in the form of said formulation compressed into a tablet, optionally comprising further adjuvants, or in the form of a capsule comprising said formulation in the form of multi particulates, optionally comprising further adjuvants.

25

The present invention disclosed herein is meant to encompass the use of any pharmaceutically acceptable salt of the opioid. The term "opioid salt" refers to a pharmaceutically acceptable salt of the opioid. Any embodiment of the invention referring to opioid is also meant to refer to opioid salt.

- 8 -

Pharmaceutically acceptable salts include, but are not limited to, metal salts such as sodium salt, potassium salt, cesium salt and the like; alkaline earth metals such as calcium salt, magnesium salt and the like; organic amine salts such as triethylamine salt, pyridine salt, picoline salt, ethanolamine salt, triethanolamine salt,
5 dicyclohexylamine salt, N,N'-dibenzylethylenediamine salt and the like; inorganic acid salts such as hydrochloride, hydrobromide, sulfate, phosphate and the like; organic acid salts such as formate, acetate, trifluoroacetate, maleate, tartrate and the like; sulfonates such as methanesulfonate, benzenesulfonate, p-toluenesulfonate, and
10 the like; amino acid salts such as arginate, asparinate, glutamate and the like.

The opioids used according to the present invention may contain one or more asymmetric centers and may give rise to enantiomers, diastereomers, or other stereoisomeric forms. The present invention is also meant to encompass the use of
15 all such possible forms as well as their racemic and resolved forms and mixtures thereof. When the compounds described herein contain olefinic double bonds or other centers of geometric asymmetry, it is intended to include both E and Z geometric isomers. All tautomers are intended to be encompassed by the present invention as well.

20

BRIEF DESCRIPTION OF THE FIGURES

Figures 1 to 11 depict the extraction test results of Examples 1 and 2.

25

DETAILED DESCRIPTION OF THE INVENTION

According to one embodiment the invention is directed to the use of an amount of an opioid antagonist in an amount at least sufficient to substantially antagonize a therapeutic amount of opioid agonist when both, the opioid agonist and the opioid

- 9 -

antagonist, are administered intravenous at the same time, in the form of a controlled release dosage form comprising a homogeneous controlled release matrix formulation comprising a hydrophobic material, including at least one hydrophobic polymer and at least one fatty alcohol or fatty acid, and said therapeutic amount of an
5 opioid agonist and said sufficient amount of opioid antagonist, to prevent the formation of an extract of said controlled release matrix formulation comprising the opioid agonist by a one step extraction procedure comprising the steps of:

- 10 a) crushing the formulation of one dosage form using a pill crusher or a tablet mortar, or using two spoons, wherein the crushing is performed at least 4 times using the spoons,
- b) extracting the crushed formulation of one dosage form on a spoon using 2 ml boiling tap water as extracting agent and a cigarette lighter as heating means for a time period that is necessary to boil the water, and
- 15 c) filtering the solution using cotton,

wherein the opioid antagonist is present in said extract in a weight percent amount, based on the total amount of opioid antagonist in the dosage form, that is more than 20 %-points, preferably more than 15 %-points, more preferably more than 12 %-
20 points less than the weight percent amount of opioid agonist present in the extract, based on the total amount of opioid agonist in the dosage form.

In a further aspect the invention is directed to the use of an amount of an opioid antagonist in an amount at least sufficient to substantially antagonize a therapeutic
25 amount of opioid agonist when both, the opioid agonist and the opioid antagonist, are administered intravenous at the same time, in the form of a controlled release dosage form comprising a homogeneous controlled release matrix formulation comprising a hydrophobic material, including at least one hydrophobic polymer and at least one

- 10 -

fatty alcohol or fatty acid, and said therapeutic amount of an opioid agonist and said sufficient amount of opioid antagonist, to prevent the formation of an extract of said controlled release matrix formulation comprising the opioid agonist by a one step extraction procedure comprising the steps of:

5

- a) crushing the formulation of one dosage form using a pill crusher or a tablet mortar, or using two spoons, wherein the crushing is performed at least 4 times using the spoons
- b) extracting said crushed formulation on a spoon using 2 ml boiling
10 deionized water as extracting agent and a cigarette lighter as heating means for a time period that is necessary to boil the water, and
- c) filtering the solution using cotton,

wherein the opioid antagonist is present in said extract in a weight percent amount,
15 based on the total amount of opioid antagonist in the dosage form, that is more than 15 %-points, preferably more than 10 %-points, more preferably more than 7 %-points less than the weight percent amount of opioid agonist present in the extract, based on the total amount of opioid agonist in the dosage form.

20 In a further aspect the invention is directed to the use of an amount of an opioid antagonist in an amount at least sufficient to substantially antagonize a therapeutic amount of opioid agonist when both, the opioid agonist and the opioid antagonist, are administered intravenous at the same time, in the form of a controlled release dosage form comprising a homogeneous controlled release matrix formulation comprising a
25 hydrophobic material, including at least one hydrophobic polymer and at least one fatty alcohol or fatty acid, and said therapeutic amount of an opioid agonist and said sufficient amount of opioid antagonist, to prevent the formation of an extract of said

controlled release matrix formulation comprising the opioid agonist by a one step extraction procedure comprising the steps of:

- a) crushing the formulation of 10 dosage form using a pill crusher
- 5 b) extracting said crushed formulation in a glass vial using 100 ml of extraction solvent selected from the group of deionized water, hydrochloride acid (2N), acetic acid (2N), sodium hydroxide solution (0.1N, 0.5N, 1N or 2 N) and ethanol (40%), and shaking for at least 15 minutes at at least room temperature,

10

wherein the opioid antagonist is present in said extract in a weight percent amount, based on the total amount of opioid antagonist in the dosage form, that is more than 10 %-points, preferably more than 5 %-points and more preferably more than 3 % points less than the weight percent amount of opioid agonist present in the extract, based on the total amount of opioid agonist in the dosage form. Preferably, the formation of said extract is prevented, even wherein shaking is performed for 120 minutes. Preferably the formation of said extract is also prevented when deionized water is used as extraction solvent and during extraction the deionized water is heated to 50°C, preferably 75°C and most preferred 100°C for 5 minutes.

20

In a different aspect the invention is directed to the use of an amount of an opioid antagonist in an amount at least sufficient to substantially antagonize a therapeutic amount of opioid agonist when both, the opioid agonist and the opioid antagonist, are administered intravenous at the same time, in the form of a controlled release dosage form comprising a homogeneous controlled release matrix formulation comprising a hydrophobic material, including at least one hydrophobic polymer and at least one fatty alcohol or fatty acid, and said therapeutic amount of an opioid agonist and said sufficient amount of opioid antagonist, to prevent the formation of an extract of said

25

- 12 -

controlled release matrix formulation comprising the opioid agonist by a one step extraction procedure comprising the steps of:

- a) heating deionized water to 70°C
- 5 b) adding intact formulation of one dosage form and stirring for 15 minutes
- c) separating the extract

wherein the opioid antagonist is present in said extract in a weight percent amount, based on the total amount of opioid antagonist in the dosage form, that is more than
10 15 %-points preferably more than 10 %-points less than the weight percent amount of opioid agonist present in the extract, based on the total amount of opioid agonist in the dosage form..

According to the present invention the opioid agonist is selected from alfentanil,
15 allylprodine, alphaprodine, anileridine, benzylmorphine, bezitramide, buprenorphine, butorphanol, clonitazene, codeine, desomorphine, dextromoramide, dezocine, diampromide, diamorphine, dihydrocodeine, dihydromorphine, dimenoxadol, dimepheptanol, dimethylthiambutene, dioxaphetyl butyrate, dipipanone, eptazocine, ethoheptazine, ethylmethylthiambutene, ethylmorphine, etonitazene, etorphine,
20 dihydroetorphine, fentanyl and derivatives, heroin, hydrocodone, hydromorphone, hydroxypethidine, isomethadone, ketobemidone, levorphanol, levophenacymorphan, lofentanil, meperidine, meptazinol, metazocine, methadone, metopon, morphine, myrophine, narceine, nicomorphine, norlevorphanol, normethadone, nalorphine, nalbuphene, normorphine, norpipanone, opium, oxycodone, oxymorphone,
25 papaveretum, pentazocine, phenadoxone, phenomorphan, phenazocine, phenoperidine, piminodine, piritramide, propheptazine, promedol, properidine, propoxyphene, sufentanil, tilidine, tramadol, pharmaceutically acceptable salts of any of the forgoing and mixtures of any of the foregoing, and the like, preferably from

- 13 -

pharmaceutically acceptable salts of any of codeine, morphine, oxycodone, hydrocodone, hydromorphone, or oxymorphone

5 According to the invention the opioid antagonist is selected from the group of naloxone, naltrexone and nalorphine.

According to a preferred embodiment of the invention the opioid agonist is oxycodone hydrochloride and the opioid antagonist is naloxone hydrochloride used in an amount ratio of 2:1.

10

According to the invention the dosage form comprises a homogeneous controlled release matrix formulation comprising a hydrophobic material, including at least one hydrophobic polymer and at least one fatty alcohol or fatty acid, and said therapeutic amount of an opioid agonist and said sufficient amount of opioid antagonist.

15

Preferably the hydrophobic material is an alkyl cellulose, especially ethyl cellulose. Preferably the amount of the hydrophobic material, preferably the alkyl cellulose, more preferably ethyl cellulose, is less than 20 % (by wt), preferably less than 15 % (by wt), most preferred less than 10 % (by wt) but more than 5 % (by wt) of the controlled release matrix formulation. The alkyl cellulose can be used in the form of particles or aqueous alkyl cellulose dispersions.

20

In case of ethyl cellulose particles, the ethyl cellulose has preferably a viscosity in the range of 3 to 110 cP, when measured in a 5 % solution at 25 °C in an Ubbelohde viscosimeter with a solvent of 80 % toluene and 20 % alcohol. Preferably, the viscosity is in the range of 18 to 110 cP and most preferred in the range of 41 - 49 cP. A suitable ethyl cellulose is provided by Dow Chemical Company under the trade name EthocelTM Standard 45.

25

In case of aqueous ethyl cellulose dispersions, a dispersion of ethyl cellulose 20 cP with dibutyl/sebacate, ammoniumhydroxide, oleic acid and colloidal anhydrous silica is preferred, which is available under the trade name SurleaseTM E-7-7050.

5

According to the present invention the hydrophobic polymer is used in combination with at least one second controlled release matrix material selected from C₁₂ to C₃₆ aliphatic alcohols and the corresponding aliphatic acids, preferably stearyl alcohol, cetyl alcohol and cetostearyl alcohol and the corresponding stearic and palmitic acids and mixtures thereof, wherein the amount of C₁₂ to C₃₆ aliphatic alcohol or aliphatic acid is preferably at least 5 %, more preferred at least 10 % (by wt), more preferred at least 15 % (by wt) and most preferred 20 % to 25 % (by wt) of the controlled release matrix formulation.

15 The dosage form may comprise, besides the hydrophobic polymer, preferably the alkyl (ethyl) cellulose, and the aliphatic alcohol or aliphatic acid, fillers and additional substances/adjuvants, such as granulating aids, lubricants, dyes, flowing agents and plasticizers.

20 Lactose, glucose or saccharose, starches and their hydrolysates, microcrystalline cellulose, cellatose, sugar alcohols such as sorbitol or mannitol, polysoluble calcium salts like calciumhydrogenphosphate, dicalcium- or tricalciumphosphat may be used as fillers.

25 Povidone may be used as granulating aid.

Highly-dispersed silica (Aerosil[®]), talcum, corn starch, magnesium oxide and magnesium- or calcium stearate may preferably be used as flowing agents or lubricants.

- 5 Magnesium stearate and/or calcium stearate can be preferably be used as lubricants. Fats like hydrated castor oil can also preferably be used.

According to such certain embodiments, a formulation is especially preferred which comprises ethylcellulose, stearyl alcohol, magnesium stearate as lubricant, lactose as
10 filler and providone as a granulating aid.

The production of the homogenous controlled release matrix formulation or preliminary stages thereof, which are in accordance with the invention, by extrusion technology is especially advantageous.

15

In one preferred embodiment, pharmaceutical formulations or preliminary stages thereof are produced by melt extrusion with co- or counter-rotating extruders comprising two screws. Another such preferred embodiment is the production by means of extrusion, with extruders comprising one or more screws. These extruders
20 may also comprise kneading elements.

Extrusion is also a well-established production process in pharmaceutical technology and is well known to the person skilled in the art. The person skilled in the art is well aware that during the extrusion process, various parameters, such as the feeding rate,
25 the screw speed, the heating temperature of the different extruder zones (if available), the water content, etc. may be varied in order to produce products of the desired characteristics.

- 16 -

The aforementioned parameters will depend on the specific type of extruder used. During extrusion the temperature of the heating zones, in which the components of the inventive formulation melt, may be between 40 to 120 °C, preferably between 50 to 100 °C, more preferably between 50 to 90 °C, even more preferably between 50 to 70 °C and most preferably between 50 to 65 °C, particularly if counter-rotating twin screw extruders (such as a Leistritz Micro 18 GGL) are used. The person skilled in the art is well aware that not every heating zone has to be heated. Particularly behind the feeder where the components are mixed, cooling at around 25 °C may be necessary. The screw speed may vary between 100 to 500 revolutions per minute (rpm), preferably between 100 to 250 rpm, more preferably between 100 to 200 rpm and most preferably around 150 rpm, particularly if counter-rotating twin screw extruders (such as a Leistritz Micro 18 GGL) are used. The geometry and the diameter of the nozzle may be selected as required. The diameter of the nozzle of commonly used extruders typically is between 1 to 10 mm, preferably between 2 to 8 mm and most preferably between 3 to 5 mm. The ratio of length versus diameter of the screw of extruders that may be used for production of inventive preparations is typically around 40 : 1.

Generally, the temperatures of the heating zones have to be selected such that no temperatures develop that may destroy the pharmaceutically active compounds. The feeding rate and screw speed will be selected such that the pharmaceutically active compounds are released from the preparations produced by extrusion in a sustained, independent and invariant manner. If e.g. the feeding rate is increased, the screw speed may have to be increased correspondingly to ensure the same retardation.

25

The person skilled in the art knows that all the aforementioned parameters depend on the specific production conditions (extruder type, screw geometry, number of

- 17 -

components etc.) and may have to be adapted such that the preparations produced by extrusion provide for the required release.

Preferably the C₁₂ to C₃₆ aliphatic alcohol or aliphatic acid melts and the
5 ethylcellulose can be dissolved in said C₁₂ to C₃₆ aliphatic alcohol or aliphatic acid during the melt extrusion process to enhance homogeneity.

According to a preferred embodiment of the invention ethyl cellulose is used in an amount less than 10 % (by wt) but more than 5 % (by wt) of the matrix formulation
10 and the C₁₂ to C₃₆ aliphatic alcohol is steary alcohol used in an amount of between 20% and 25 % (by wt) and the opioid agonist is oxycodone hydrochloride and the opioid antagonist is naloxone hydrochloride which are present in the dosage form in an amount ratio of 2:1 and the controlled release matrix formulation is prepared by a melt extrusion process.

15

According to the invention the resulting controlled release matrix formulation can be used in the form of multi particulates or the formulations can be formed into a tablet. The multi particulates or the tablet can be film coated. The film coat can provide further controlled release. In preferred embodiments the film coat does not provide
20 further controlled release.

The invention is further described by means of an oxycodone hydrochloride/naloxone hydrochloride with an amount ratio to 2:1, namely 10mg/5mg and 40mg/20mg. It should however be understood that the following
25 description is illustrative only and should not be taken in any way as restriction of the invention.

Preparation of the Oxycodone/Naloxone dosage forms comprising 10mg/5mg and 20mg/40mg oxycodone hydrochloride and naloxone hydrochloride.

EXAMPLE 1

5

Oxycodone/naloxone dosage form comprising 10 mg oxycodone hydrochloride and 5 mg naloxone hydrochloride

Component	weight [mg/tablet]
Oxycodone hydrochloride ¹⁾	10.50
corresponding to	
Oxycodone hydrochlorid anhydrous	10.00
Component	weight [mg/tablet]
naloxone hydrochloride dihydrate	5.45
corresponding to	
Naloxone hydrochlorid anhydrous	5.00
Povidone K30	5.00
Ethyl cellulose 45 cp	10.00
Stearyl alcohol	25.00
Lactose monohydrate	64.25
Talc	2.50
Magnesium-Stearate	1.25
film coating opadry II HP white – 85F18422°	3.72

10

1) calculated based on expected moisture content

° qualitative composition: see Table 1

EXAMPLE 2

Oxycodone/naloxone dosage form comprising 40 mg oxycodone hydrochloride and 20 mg naloxone hydrochloride

5

Component	weight [mg/tablet]
Oxycodone hydrochloride ¹⁾	42.00
corresponding to	
Oxycodone hydrochlorid anhydrous	40.00
naloxone hydrochloride dihydrate	21.80
corresponding to	
Naloxone hydrochlorid anhydrous	20.00
Component	weight [mg/tablet]
Povidone K30	14.50
Ethyl cellulose 45 cp	24.00
Stearyl alcohol	59.00
Lactose monohydrate	109.00
Talc	5.00
Magnesium-Stearate	2.5
film coating opadry II HP yellow 85F32109°	8.33

2) calculated based on expected moisture content

° qualitative composition: see Table 1

TABLE 1:

Qualitative composition of the film coat

5

Opadry II HP	white 85F18422	pink 85F24151	yellow 85F32109	Reference to Standard
Polyvinylalcohol part. hydrolized	+	+	+	Ph. Eur. *
Titanium dioxide (E 171)	+	+	+	Ph. Eur. *
Macrogol 3350	+	+	+	Ph. Eur. *
Talcum	+	+	+	Ph. Eur. *
Iron oxide red (E 172)		+		NF* /EC Direc
Iron oxide yellow (E 172)			+	NF* /EC Direc
				* current Editio

The above described dosage forms were prepared by melt extrusion.

Oxycodone hydrochloride and naloxone hydrochloride are blended with povidone, ethylcellulose, stearyl alcohol and lactose, the blend is screened to remove agglomerates and further blended. The blend is melt extruded utilizing a heated twin screw extruder, to form strands which are milled to produce granules. The granules are blended with talc and magnesium stearate, compressed into capsule shaped tablets, which are then film coated.

15

TAMPER TESTS**Used Materials**

2ml Syringes	Injection needles
DB Plastipak™	(0,90x40mm)
20 Batch 0502018	100 Sterican®
	Batch 98K2982510

- 21 -

B/Braun Melsungen/Germany

Cotton

Lohmann Rauscher

5 Batch 1055314

Rengsdorf, Germany

ACU-Med Pill Crusher

Health Enterprises, Inc.

10 North Attleboro, MA 02760, USA

EZ-SWALLOW™ Pill Crusher

American Medical Industries

Dell Papids, USA

Tablet Mortar

Medi-Globe® Vertriebs GmbH

Eppstein, Germany

15

Extraction Tests:

20 **1) (Intravenous)** The methods for evaluating the intravenous technique involved crushing a tablet of Example 1 or 2, followed by extraction into a small quantity of water. The resultant solution was then drawn into an insulin syringe. Crushing the tablets was accomplished by using different pill crushers and stainless steel tablespoons.

25 Using a heat extraction procedure the opioids are extracted from the crushed material. The procedure required 2ml water, tap water or deionized water (D-water), a cigarette lighter for heating the solution on the spoon, cotton to filter the solution,

- 22 -

and insulin syringes to transfer the filtrate to a flask for analysis. Each experiment was repeated three times.

5 The quantity of oxycodone and naloxone extracted from the material was evaluated using an assay HPLC method with UV detection at 230nm wavelength. Percent recovery was calculated on the basis of the total amount of oxycodone and naloxone in the tablet that was determined at the beginning of the tests.

2) (simple extraction) To simulate tampering the product by simple
10 extraction, the dosage form was crushed (10 tablets or Example 1 or 2/experiment) with a pill crusher, combined with 100ml of an extraction solvent (D-water, acidic, basic and 40% ethanol media), heated to a specified temperature, shaken for 15 minutes and 120 minutes and analysed for extractability. Each experiment was repeated 3 times.

15 The quantity of oxycodone and naloxone extracted from the material was evaluated using an assay HPLC method with UV detection at 230nm wavelength. Percent recovery was calculated on the basis of the total amount of oxycodone and naloxone that was determined at the beginning of the tests.

20 **3) (additional test)** To simulate the effect of swallowing the intact dosage form with a hot, non-alcoholic drink, deionized water (D-water) was heated to 70°C, the intact tablet of Example 1 or 2 was added and stirred for 15min. After cooling to room temperature, the murky solution was transferred to a flask and measured for its
25 pH. Each experiment was repeated 3 times.

The quantity of oxycodone and naloxone extracted from the material (murky solution) was evaluated using an assay HPLC method with UV detection at 230 nm

wavelength. Percent recovery was calculated on the basis of the total amount of oxycodone and naloxone that was determined at the beginning of the tests.

The details of the test procedures are summarized in Table 2 below.

5

TABLE 2

Tampering Technique	Equipment Required	Knowledge Required	Dosage Form Treatment	Extraction Time	Extraction Solvent(s)	Extraction Temperature (°C)
<u>1)</u> <u>Intravenous</u>	Spoons, Pill Crusher, Syringe, Lighter, Cotton	Simple	Crushed	Time required to boil	Water	100 (boiling)
<u>2)</u> <u>Simple Extraction</u>	Pill Crusher, Glass Vial for Shaking, Water Bath, Thermometer	Slightly More Advanced	Crushed	15 minutes, 2 hours	Water, 40% ethanol, HCl 2N, CH ₃ COOH 2N, NaOH 0.1N, 0.5N, 1N, 2N	RT, 50, 75, 100 RT RT RT
<u>3)</u> <u>Additional Test</u>	Glass Vial, Water Bath, Thermometer	Simple	Intact	15 minutes	Water	70

10 The test results are as follows.

Test results "intravenous" using Example 1

Crushing Method	Water	% recovery Oxycodone*	% recovery Naloxone*	Δ % points
Pill Crusher ACU-MED	Tap Water	67	56	11
Tablet-Mortar	Tap Water	69	58	11
Pill Crusher EZ-SWALLOW	Tap Water	68	58	10

Pill Crusher ACU-MED	D-Water	78	72	6
Tablet-Mortar	D-Water	72	67	5
Pill Crusher EZ-SWALLOW	D-Water	69	64	5
Two Spoons (Crushed 4 times)	Tap Water	75	63	12
Two Spoons (Crushed 8 times)	Tap Water	72	60	12
Two Spoons (Crushed 4 times)	D-Water	80	74	6
Two Spoons (Crushed 8 times)	D-Water	82	75	7

- Average of 3 replicates

The results are also presented in Figures 1 and 2.

5

Test results "intravenous" using Example 2

Crushing Method	Water	% recovery Oxycodone*	% recovery Naloxone*	Δ % points
Pill Crusher ACU-MED	Tap Water	73	66	7
Tablet-Mortar	Tap Water	67	61	6
Crushing Method	Water	% recovery Oxycodone*	% recovery Naloxone*	Δ % points
Pill Crusher EZ-SWALLOW	Tap Water	66	59	7
Pill Crusher ACU-MED	D-Water	76	72	4
Tablet-Mortar	D-Water	68	65	3
Pill Crusher EZ-SWALLOW	D-Water	70	67	3
Two Spoons (Crushed 4 times)	Tap Water	77	69	8

- 25 -

Two Spoons (Crushed 8 times)	Tap Water	74	66	8
Two Spoons (Crushed 4 times)	D-Water	76	69	7
Two Spoons (Crushed 8 times)	D-Water	79	76	3

* Average of 3 replicates

The results are also presented in Figures 3 and 4.

5

Test results "simple extraction" using Example 1

Solvent	Temperature/ Time	Stirring/Time	PH (Test - solution)	% recovery Oxycodone*	% recovery Naloxone*	Δ % points
D-Water	RT	15min	6.9	68	69	1
D-Water	RT	120min	6.9	98	99	1
D-Water	50°C/5min	15min	7.0	84	84	0
D-Water	50°C/5min	120min	7.0	99	100	1
D-Water	75°C/5min	15min	7.2	98	97	1
D-Water	75°C/5min	120min	7.0	98	98	0
D-Water	100°C/5min	15min	7.2	98	95	3
Solvent	Temperature/ Time	Stirring/Time	PH (Test - solution)	% recovery Oxycodone*	% recovery Naloxone*	Δ % points
D-Water	100°C/5min	120min	7.2	99	96	3
HCl 2N	RT	15min	not measurable	75	75	0
HCl 2N	RT	120min	not measurable	98	100	2
Ethanol 40%	RT	15min	6.6	58	58	0
Ethanol 40%	RT	120min	6.6	100	99	1

- 26 -

CH ₃ COOH 2N	RT	15min	2.1	78	79	1
CH ₃ COOH 2N	RT	120min	2.1	100	102	2
NaOH 2N	RT	15min	13.8	12	76	64
NaOH 2N	RT	120min	13.8	12	77	65
NaOH 1N	RT	15min	13.7	9	52	53
NaOH 1N	RT	120min	13.7	12	68	56
NaOH 0.5N	RT	15min	13.5	8	51	43
NaOH 0.5N	RT	120min	13.5	12	71	59
NaOH 0.1N	RT	15min	13.0	15	43	28
NaOH 0.1N	RT	120min	12.9	20	67	47

* Average of 3 replicates

The results are also presented in Figures 5 to 7.

5

Test results "simple extraction" using Example 2

Solvent	Temperature/ Time	Stirring/Time	PH (Test – solution)	% recovery Oxycodone*	% recovery Naloxone*	Δ % points
D-Water	RT	15min	6.7	82	83	1
D-Water	RT	120min	6.7	96	96	0
D-Water	50°C/5min	15min	6.7	90	90	0
D-Water	50°C/5min	120min	6.6	98	98	0
D-Water	75°C/5min	15min	6.9	97	95	2
D-Water	75°C/5min	120min	6.9	99	97	2
D-Water	100°C/5min	15min	7.0	98	95	3
D-Water	100°C/5min	120min	7.1	98	95	3
HCl 2N	RT	15min	not measurable	65	65	0

- 27 -

HCl 2N	RT	120min	not measurable	98	99	1
Ethanol 40%	RT	15min	6.6	79	80	1
Ethanol 40%	RT	120min	6.6	97	98	1
CH ₃ COOH 2N	RT	15min	2.1	84	84	0
CH ₃ COOH 2N	RT	120min	2.1	99	99	0
NaOH 2N	RT	15min	13.8	4	53	49
NaOH 2N	RT	120min	13.8	4	63	59
NaOH 1N	RT	15min	13.7	6	60	54
NaOH 1N	RT	120min	13.7	6	85	79
NaOH 0.5N	RT	15min	13.4	6	54	48
NaOH 0.5N	RT	120min	13.4	6	83	77
Solvent	Temperature/Time	Stirring/Time	PH (Test – solution)	% recovery Oxycodone*	% recovery Naloxone*	Δ % points
NaOH 0.1N	RT	15min	12.8	9	46	87
NaOH 0.1N	RT	120min	12.7	10	76	66

* Average of 3 replicates

The results are also presented in Figures 8 to 10.

Test results "additional test"

5

Intact Dosage Form	PH (Test-Solution)	% recovery Oxycodone*	% recovery Naloxone*	Δ % points
Example 1	6.8	99	90	9
Example 2	6.9	96	94	4

* Average of 3 replicates

The results are also presented in Figure 11.

The results of all experiments confirm that typical street abuse i.e. separation of the oxycodone from the naloxone from the oxycodone/naloxone tablets is not possible.

- 5 The difference in the relative amount of oxycodone and naloxone extracted by the test based on the amount present in the extracted tablets (Δ % points) is small in cases where a larger relative amount of oxycodone is extracted.

- 10 It is not possible to separate the components oxycodone and naloxone from each other by simple extraction and/or different crushing methods.

- 15 The recovery rate of both substances is comparable in all experiments, except simple extraction in basic media. In these experiments, it can be observed, that the concentration of extracted oxycodone is significantly lower than naloxone. After filtration, the remaining mass isn't usable for any conventional abuse activities. It also contains the tablet matrix and oxycodone is soaked with strong caustic. A purification procedure would probably not be practicable on the street, because this would depend on the ability to carry out an advanced extraction.

CLAIMS

1. Use of an amount of an opioid antagonist in an amount at least
5 sufficient to substantially antagonize a therapeutic amount of opioid agonist, when
both, the opioid agonist and the opioid antagonist, are administered intravenous at
the same time, in the form of a controlled release dosage form comprising a
homogeneous controlled release matrix formulation comprising a hydrophobic
material, including at least one hydrophobic polymer and at least one fatty alcohol or
10 fatty acid, and said therapeutic amount of an opioid agonist and said sufficient
amount of opioid antagonist, to prevent the formation of an extract of said controlled
release matrix formulation comprising the opioid agonist by a one step extraction
procedure comprising the steps of:

- 15 a) crushing the formulation of one dosage form using a pill crusher or a
tablet mortar, or using two spoons, wherein the crushing is performed at
least 4 times using the spoons,
b) extracting the crushed formulation of one dosage form on a spoon using 2
ml boiling tap water as extracting agent and a cigarette lighter as heating
20 means for a time period that is necessary to boil the water, and
c) filtering the solution using cotton,

wherein the opioid antagonist is present in said extract in a weight percent
amount, based on the total amount of opioid antagonist in the dosage form, that is
25 more than 20 %-points less than the weight percent amount of opioid agonist present
in the extract, based on the total amount of opioid agonist in the dosage form.

- 30 -

2. Use according to claim 1 to prevent the formation of an extract, wherein the opioid antagonist is present in said extract in a weight percent amount, based on the total amount of opioid antagonist in the dosage form, that is more than 15 %-points, preferably more than 12 %-points less than the weight percent amount of opioid agonist present in the extract, based on the total amount of opioid agonist in the dosage form.

3. Use of an amount of an opioid antagonist in an amount at least sufficient to substantially antagonize a therapeutic amount of opioid agonist when both, the opioid agonist and the opioid antagonist, are administered intravenous at the same time,, in the form of a controlled release dosage form comprising a homogeneous controlled release matrix formulation comprising a hydrophobic material, including at least one hydrophobic polymer and at least one fatty alcohol or fatty acid, and said therapeutic amount of an opioid agonist and said sufficient amount of opioid antagonist, to prevent the formation of an extract of said controlled release matrix formulation comprising the opioid agonist by a one step extraction procedure comprising the steps of:

- a) crushing the formulation of one dosage form using a pill crusher or a tablet mortar, or using two spoons, wherein the crushing is performed at least 4 times using the spoons
- b) extracting said crushed formulation on a spoon using 2 ml boiling deionized water as extracting agent and a cigarette lighter as heating means for a time period that is necessary to boil the water, and
- c) filtering the solution using cotton,

wherein the opioid antagonist is present in said extract in a weight percent amount, based on the total amount of opioid antagonist in the dosage form, that is

more than 15 %-points less than the weight percent amount of opioid agonist present in the extract, based on the total amount of opioid agonist in the dosage form.

4. Use according to claim 1 to prevent the formation of an extract,
5 wherein the opioid antagonist is present in said extract in a weight percent amount, based on the total amount of opioid antagonist in the dosage form, that is more than 10 %-points, preferably more than 7 %-points less than the weight percent amount of opioid agonist present in the extract, based on the total amount of opioid agonist in the dosage form.

10

5. Use of an amount of an opioid antagonist in an amount at least sufficient to substantially antagonize a therapeutic amount of opioid agonist, when both, the opioid agonist and the opioid antagonist, are administered intravenous at the same time, in the form of a controlled release dosage form comprising a
15 homogeneous controlled release matrix formulation comprising a hydrophobic material, including at least one hydrophobic polymer and at least one fatty alcohol or fatty acid, and said therapeutic amount of an opioid agonist and said sufficient amount of opioid antagonist, to prevent the formation of an extract of said controlled release matrix formulation comprising the opioid agonist by a one step extraction
20 procedure comprising the steps of:

- a) crushing the formulation of 10 dosage form using a pill crusher
- b) extracting said crushed formulation in a glass vial using 100 ml of extraction solvent selected from the group of deionized water,
25 hydrochloride acid (2N), acetic acid (2N), sodium hydroxide solution (0.1N, 0.5N, 1N or 2 N) and ethanol (40%), and shaking for at least 15 minutes at least room temperature,

wherein the opioid antagonist is present in said extract in a weight percent amount, based on the total amount of opioid antagonist in the dosage form, that is more than 10 %-points less than the weight percent amount of opioid agonist present in the extract, based on the total amount of opioid agonist in the dosage form.

5

6. Use according to claim 5 to prevent the formation of an extract, wherein the opioid antagonist is present in said extract in a weight percent amount, based on the total amount of opioid antagonist in the dosage form, that is more than 5 %-points or more than 3 %-points less than the weight percent amount of opioid agonist present in the extract, based on the total amount of opioid agonist in the dosage form.

10

7. Use according to claims 5 or 6 to prevent the formation of an extract, wherein shaking is performed for 120 minutes.

15

8. Use according to any one of claims 5 to 7 to prevent the formation of an extract, wherein deionized water is used as extraction solvent and during extraction the deionized water is heated to 50°C, preferably 75°C and most preferred 100°C for 5 minutes.

20

9. Use of an amount of an opioid antagonist in an amount at least sufficient to substantially antagonize a therapeutic amount of opioid agonist, when both, the opioid agonist and the opioid antagonist, are administered intravenous at the same time, in the form of a controlled release dosage form comprising a homogeneous controlled release matrix formulation comprising a hydrophobic material, including at least one hydrophobic polymer and at least one fatty alcohol or fatty acid, and said therapeutic amount of an opioid agonist and said sufficient amount of opioid antagonist, to prevent the formation of an extract of said controlled

25

- 33 -

release matrix formulation comprising the opioid agonist by a one step extraction procedure comprising the steps of:

- a) heating deionized water to 70°C
- 5 b) adding intact formulation of one dosage form and stirring for 15 minutes
- c) separating the extract

wherein the opioid antagonist is present in said extract in a weight percent
10 amount, based on the total amount of opioid antagonist in the dosage form, that is more than 15 %-points less than the weight percent amount of opioid agonist present in the extract, based on the total amount of opioid agonist in the dosage form.

10. Use according to claim 9 to prevent the formation of an extract,
15 wherein the opioid antagonist is present in said extract in a weight percent amount, based on the total amount of opioid antagonist in the dosage form, that is more than 10 %-points less than the weight percent amount of opioid agonist present in the extract, based on the total amount of opioid agonist in the dosage form.

20 11. Use according to any one of the preceding claims wherein the formulations is prepared by a melt extrusion step to form a homogenous matrix.

12. Use according to any one of the preceding claims, wherein the opioid
is selected from alfentanil, allylprodine, alphaprodine, anileridine, benzylmorphine,
25 bezitramide, buprenorphine, butorphanol, clonitazene, codeine, desomorphine, dextromoramide, dezocine, diampromide, diamorphine, dihydrocodeine, dihydromorphine, dimenoxadol, dimepheptanol, dimethylthiambutene, dioxaphetyl butyrate, dipipanone, eptazocine, ethoheptazine, ethylmethylthiambutene,

ethylmorphine, etonitazene, etorphine, dihydroetorphine, fentanyl and derivatives, heroin, hydrocodone, hydromorphone, hydroxypethidine, isomethadone, ketobemidone, levorphanol, levophenacymorphan, lofentanil, meperidine, meptazinol, metazocine, methadone, metopon, morphine, myrophine, narceine, 5 nicomorphine, norlevorphanol, normethadone, nalorphine, nalbuphene, normorphine, norpipanone, opium, oxycodone, oxymorphone, papaveretum, pentazocine, phenadoxone, phenomorphan, phenazocine, phenoperidine, piminodine, piritramide, propheptazine, promedol, properidine, propoxyphene, sufentanil, tilidine, tramadol, pharmaceutically acceptable salts of any of the forgoing and mixtures of any of the 10 foregoing, and the like, preferably from pharmaceutically acceptable salts of any of codeine, morphine, oxycodone, hydrocodone, hydromorphone, or oxymorphone.

13. Use according to any one of the preceding claims, wherein the opioid antagonist is selected from the group of naloxone, naltrexone and nalorphine.

15

14. Use according to any one of the preceding claims, wherein the opioid agonist is oxycodone hydrochloride and the opioid antagonist is naloxone hydrochloride.

20 15. Use according to any one of the preceding claims, wherein the opioid agonist is oxycodone hydrochloride and the opioid antagonist is naloxone hydrochloride which are present in the dosage form in an amount ratio of 2:1.

16. Use according to any one of the preceding claims, wherein the 25 hydrophobic polymer is an alkyl cellulose, preferably ethylcellulose.

17. Use according to claim 16, wherein the amount of the alkyl cellulose, preferably ethyl cellulose, is less than 20 % (by wt), preferably less than 15 % (by

wt), most preferred less than 10 % (by wt) but more than 5 % (by wt) of the matrix formulation.

18. Use according to any one of the preceding claims, wherein the fatty
5 alcohol or fatty acid is selected from C₁₂ to C₃₆ aliphatic alcohols or acids, preferably stearyl alcohol, cetyl alcohol, cetostearyl alcohol, stearic acid, palmitic acid and mixtures thereof.

19. Use according to claim 18, wherein the amount of C₁₂ to C₃₆ aliphatic
10 alcohol or acid is at least 5 %, more preferred at least 10 % (by wt), more preferred at least 15 % (by wt) and most preferred 20 % to 25 % (by wt) of the matrix formulation.

20. Use according to any one of the preceding claims wherein the amount
15 of ethyl cellulose is less than 10 % (by wt) of the matrix formulation further comprising stearyl alcohol in an amount of between 20% and 25 % (by wt) and oxycodone hydrochloride and naloxone hydrochloride in an amount ratio of 2:1.

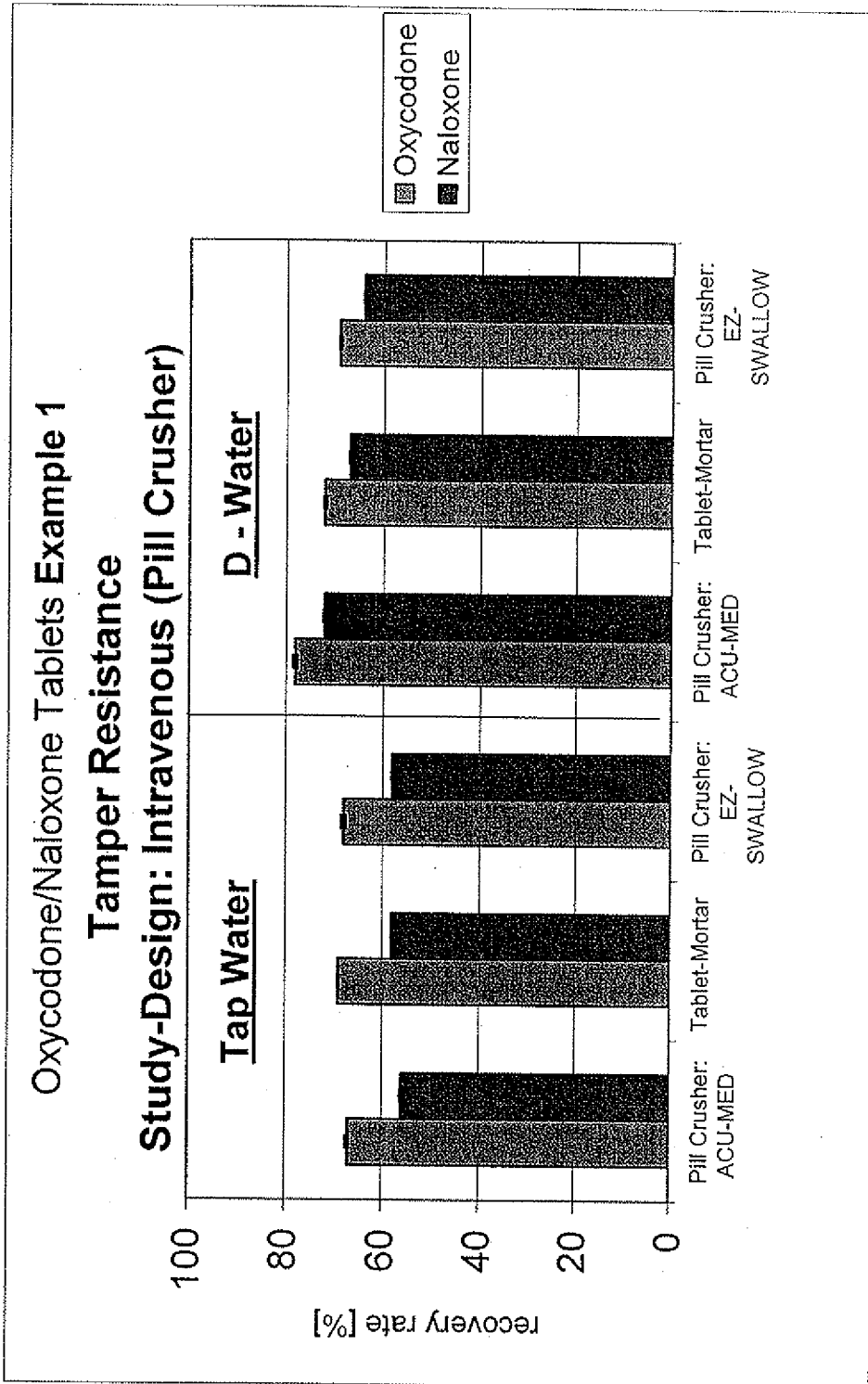


Fig. 1

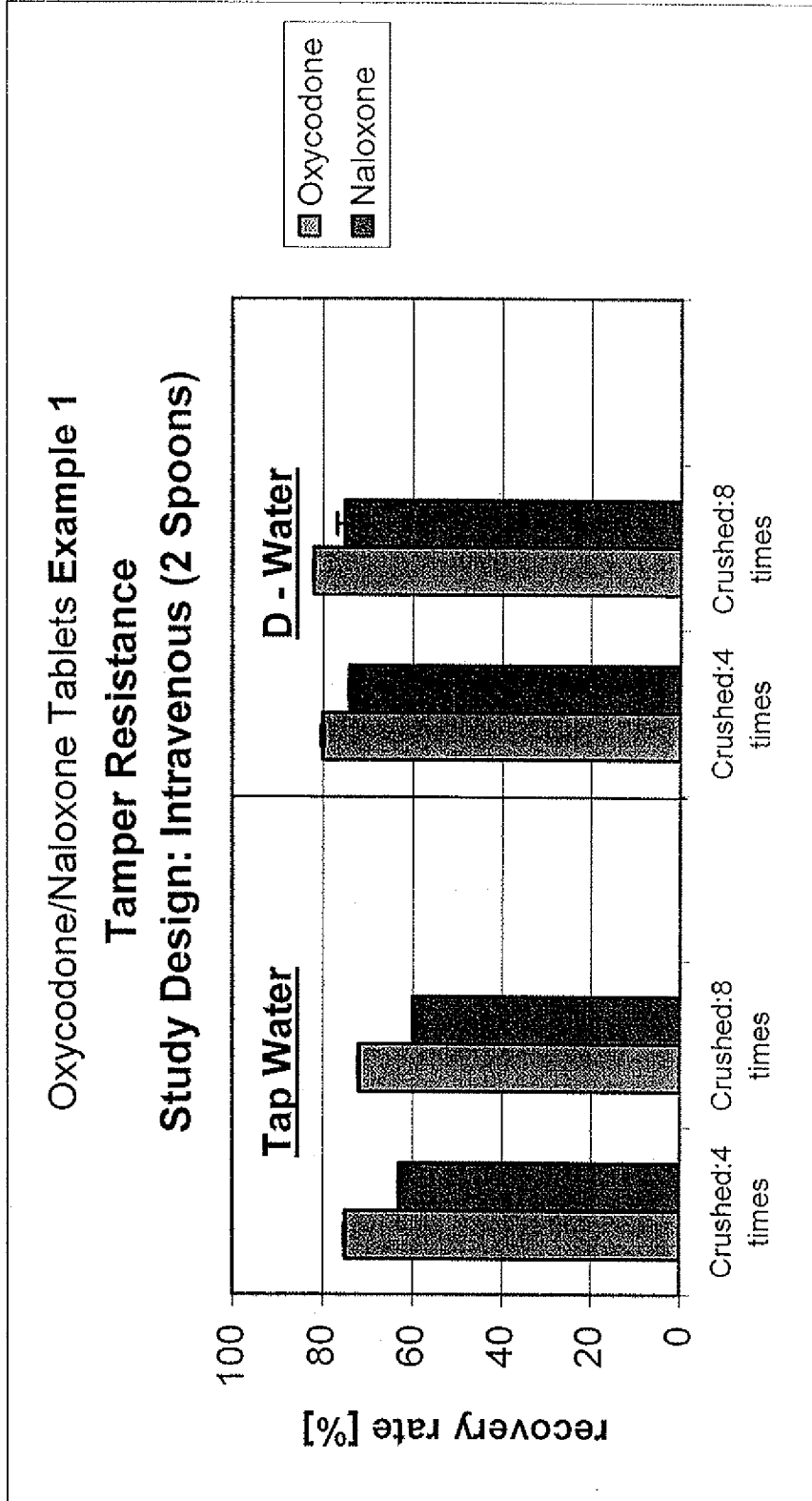


Fig. 2

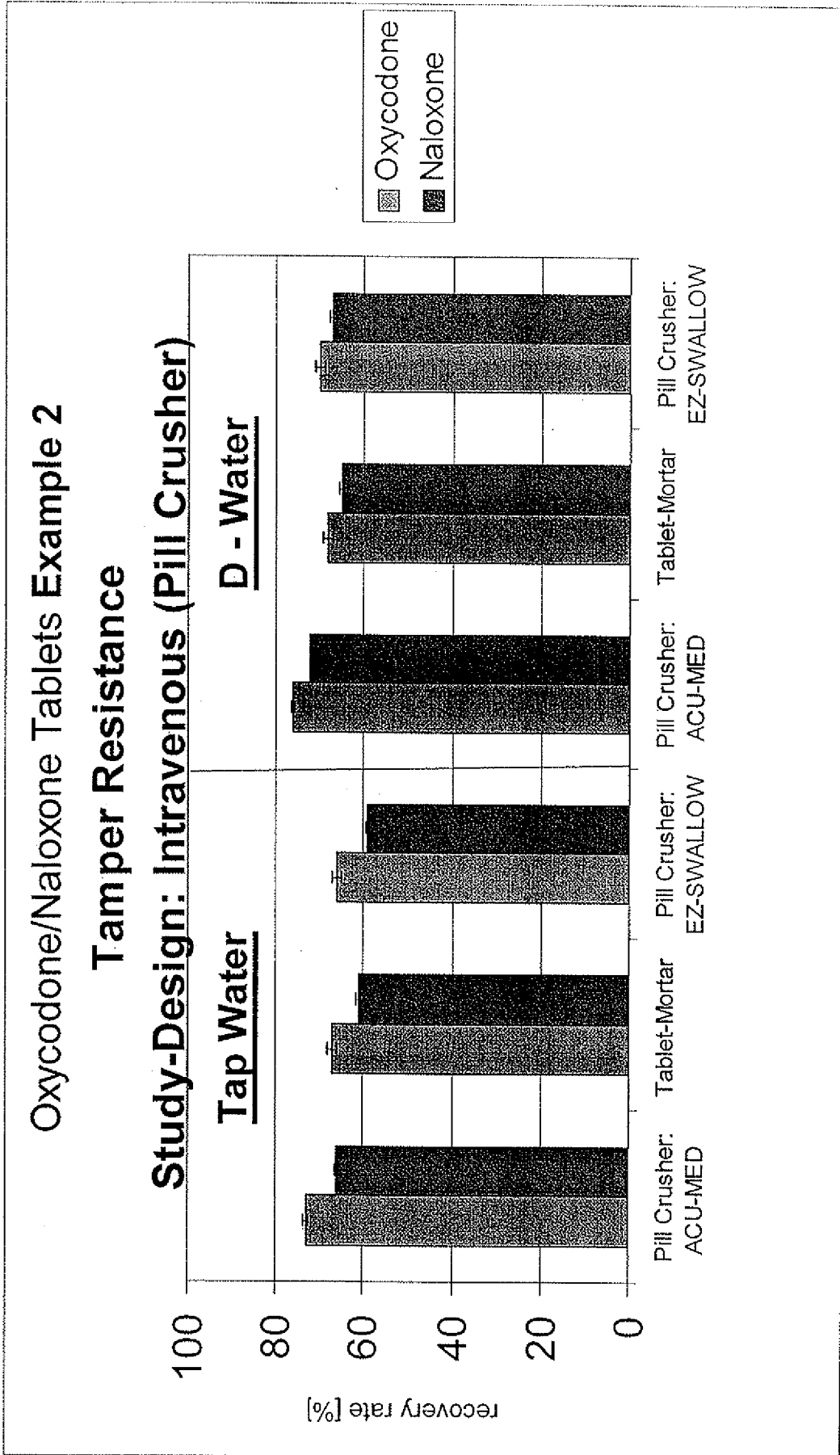


Fig. 3

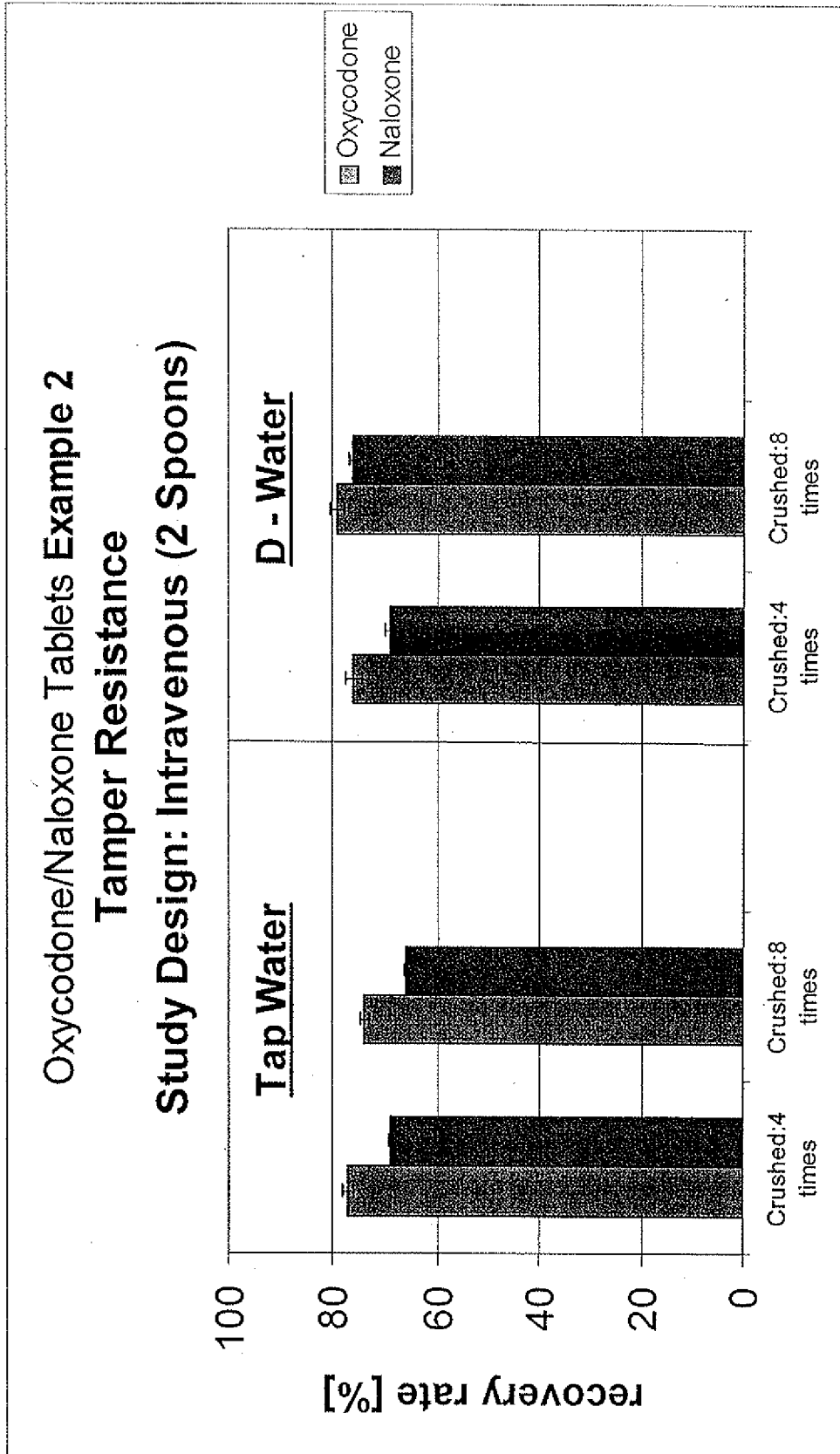


Fig. 4

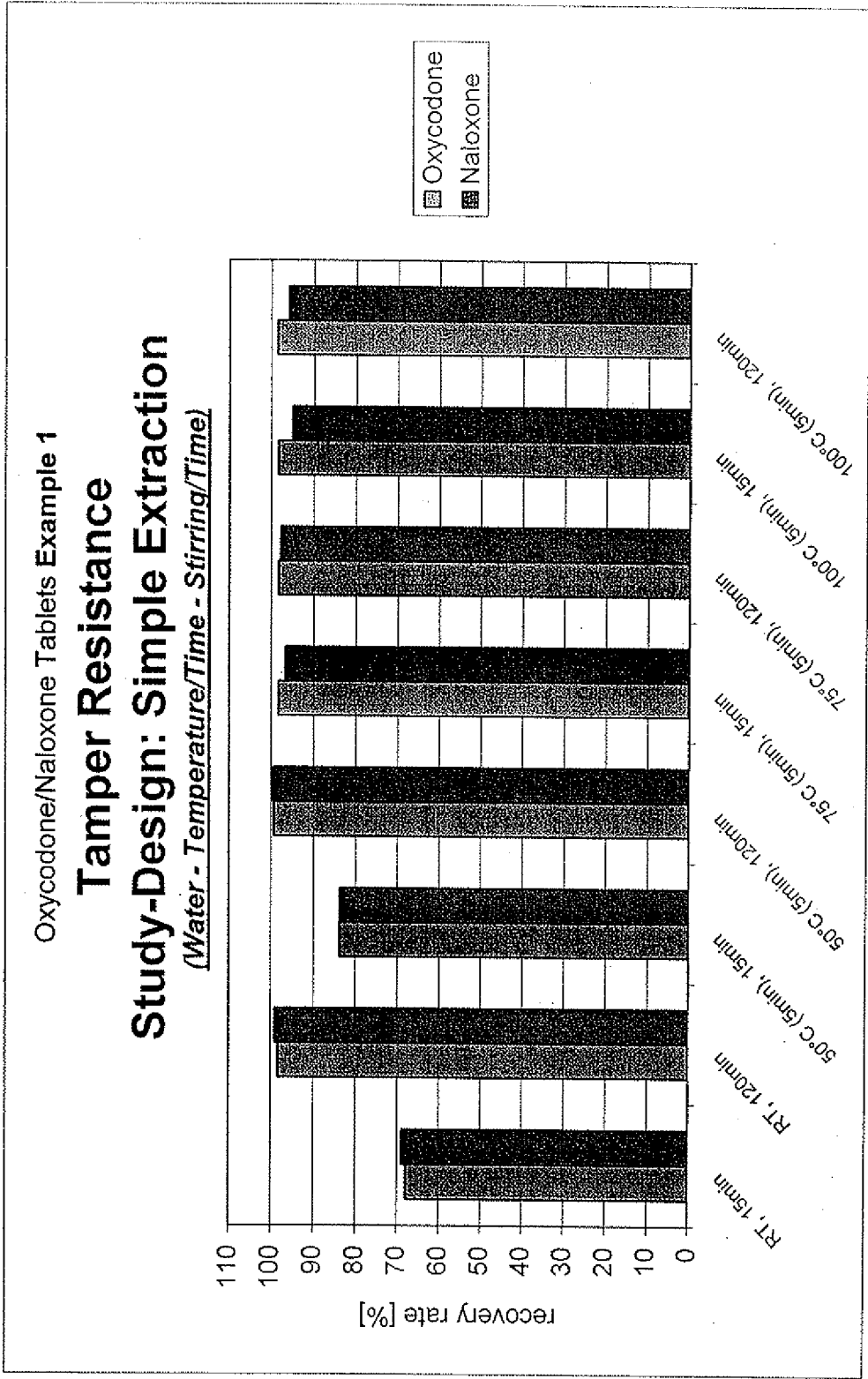


Fig. 5

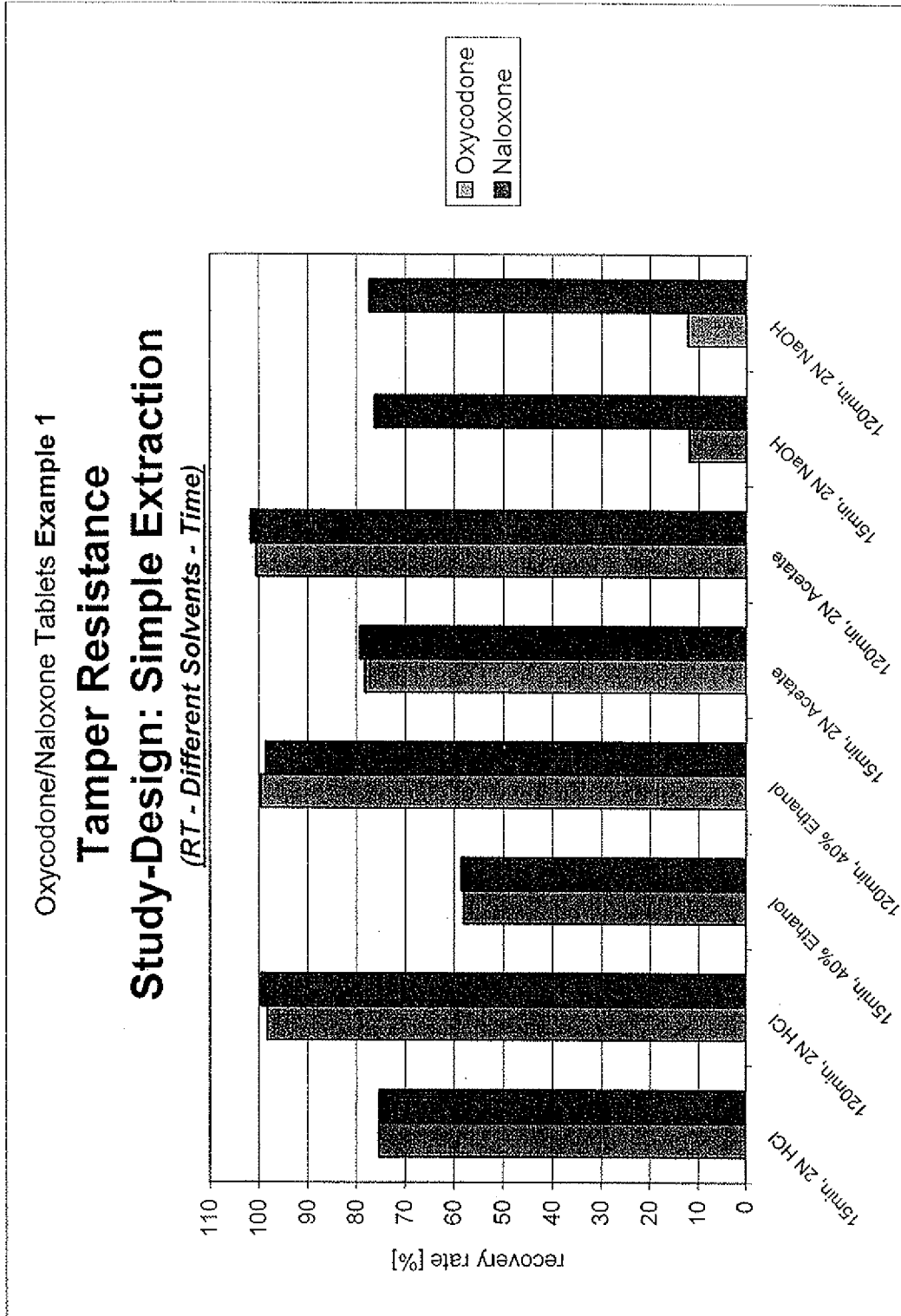


Fig. 6

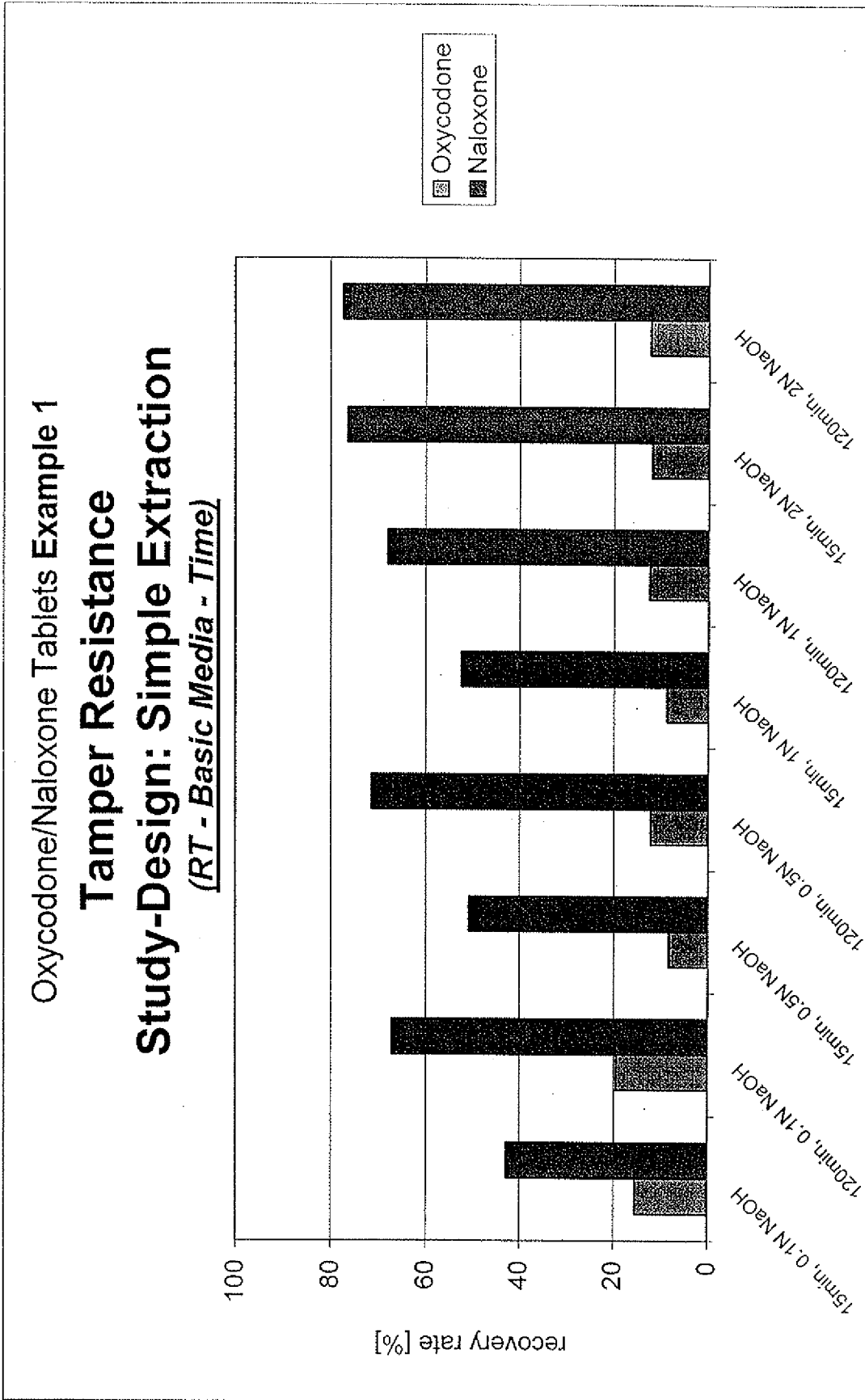


Fig. 7

Oxycodone/Naloxone Tablets Example 2
Tamper Resistance
Study-Design: Simple Extraction
(Water - Temperature/Time - Stirring/Time)




Fig. 8

Oxycodone/Naloxone Tablets Example 2

Tamper Resistance
Study-Design: Simple Extraction

(RT - Different Solvents - Time)




Fig. 9

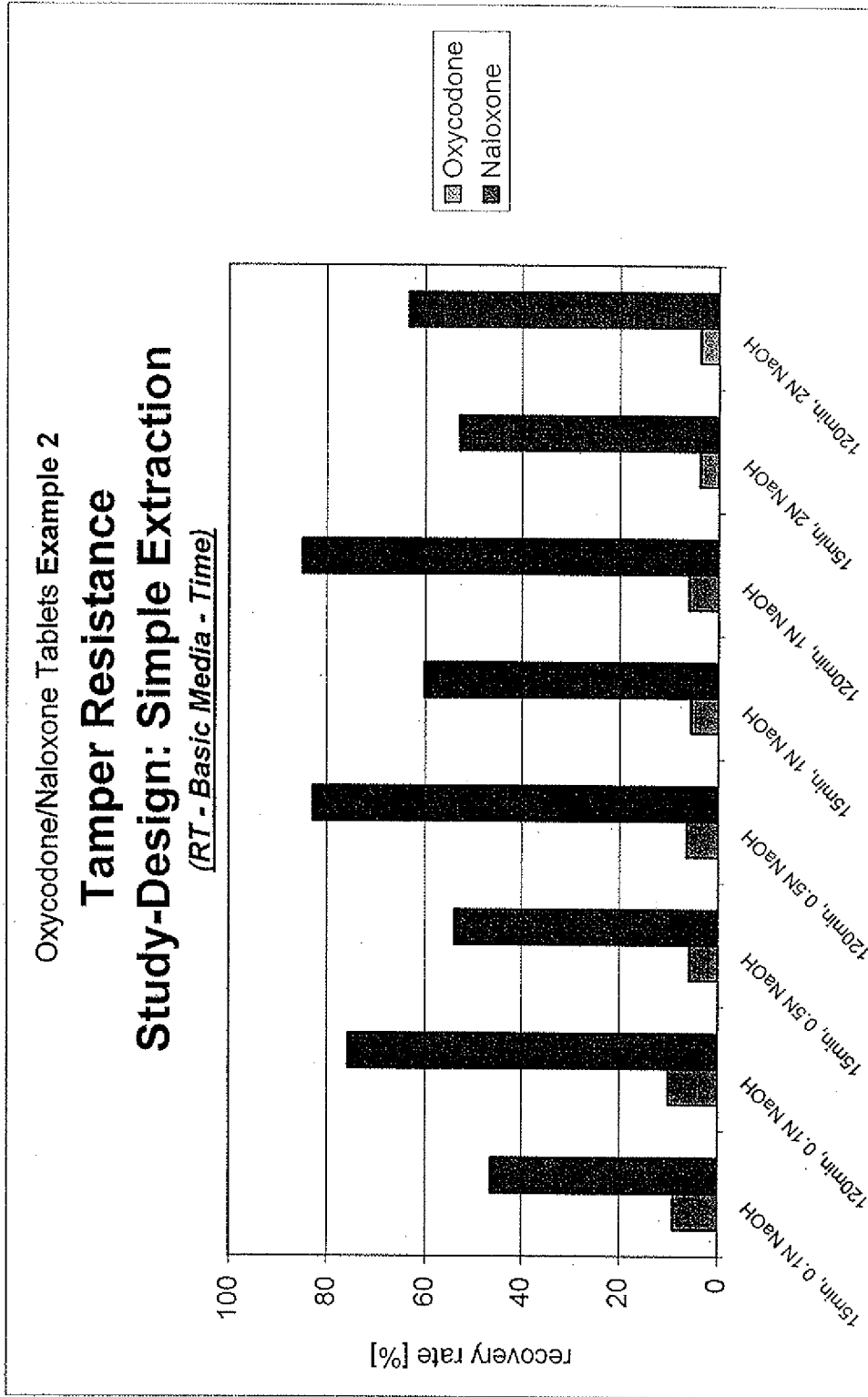


Fig. 10

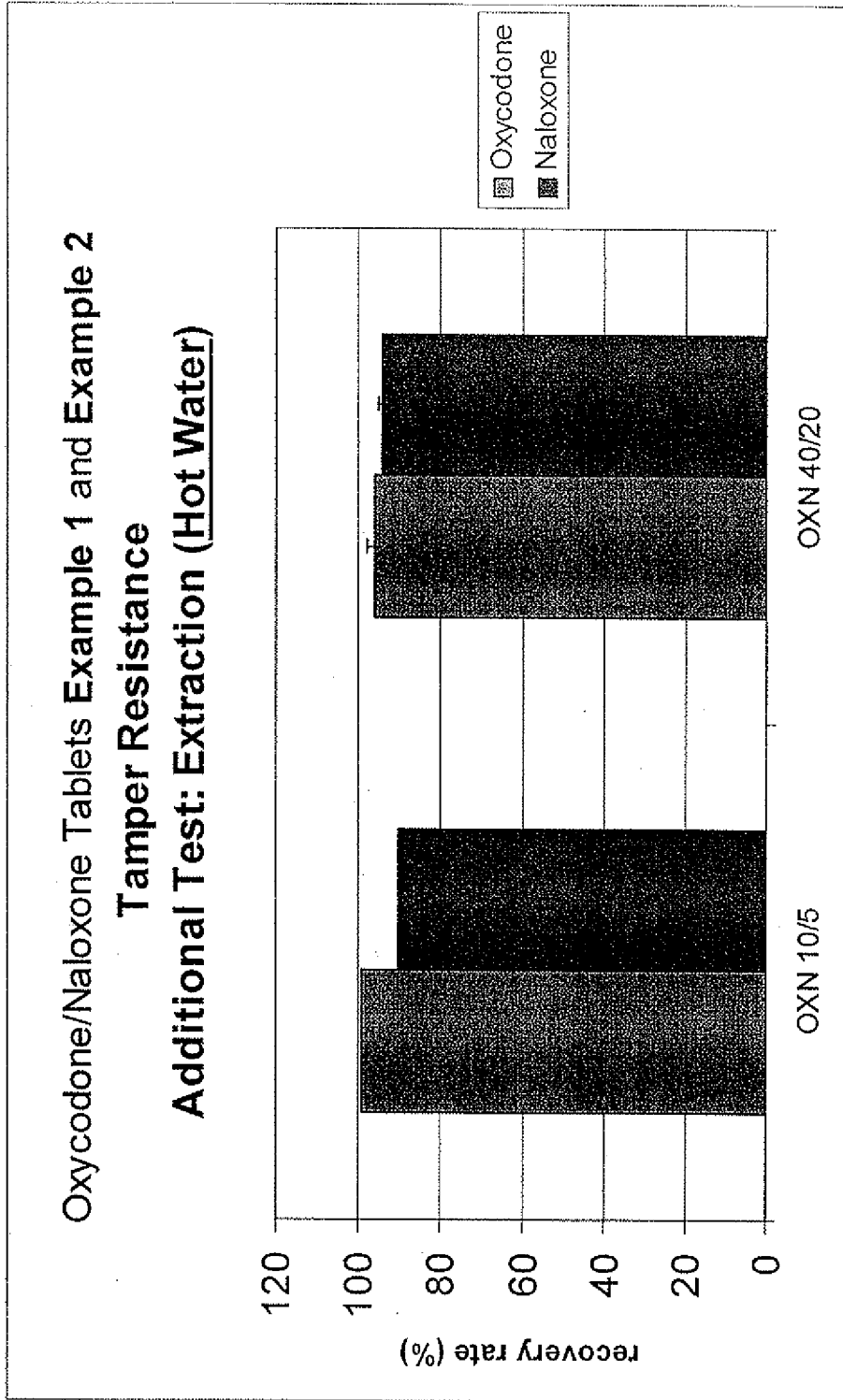


Fig. 11

INTERNATIONAL SEARCH REPORT

International application No
PCT/EP2007/050751

A. CLASSIFICATION OF SUBJECT MATTER INV. A61K31/485 A61K9/22		
According to International Patent Classification (IPC) or to both national classification and IPC		
B. FIELDS SEARCHED		
Minimum documentation searched (classification system followed by classification symbols) A61K		
Documentation searched other than minimum documentation to the extent that such documents are included in the fields searched		
Electronic data base consulted during the international search (name of data base and, where practical, search terms used) EPO-Internal, WPI Data		
C. DOCUMENTS CONSIDERED TO BE RELEVANT		
Category*	Citation of document, with indication, where appropriate, of the relevant passages	Relevant to claim No.
X	WO 03/084504 A (EURO-CELTIQUE S.A; BROEGMANN, BIANCA; MUEHLAU, SILKE; SPITZLEY, CHRIST) 16 October 2003 (2003-10-16) page 10, line 10 - line 25 page 18, line 16 - page 19, line 16 page 25, line 6 - page 28, line 4 page 29, line 23 - line 27 example 15	1-10, 12-21
X	EP 1 604 666 A (EURO-CELTIQUE S.A) 14 December 2005 (2005-12-14) page 3, paragraphs 15,19 - page 4, paragraphs 25,31 page 5, paragraphs 40,43-47 page 7, paragraph 59 example 2	1-19

-/--		
<input checked="" type="checkbox"/> Further documents are listed in the continuation of Box C. <input checked="" type="checkbox"/> See patent family annex.		
* Special categories of cited documents :		
A document defining the general state of the art which is not considered to be of particular relevance *E* earlier document but published on or after the international filing date *L* document which may throw doubts on priority claim(s) or which is cited to establish the publication date of another citation or other special reason (as specified) *O* document referring to an oral disclosure, use, exhibition or other means *P* document published prior to the international filing date but later than the priority date claimed	*T* later document published after the international filing date or priority date and not in conflict with the application but cited to understand the principle or theory underlying the invention *X* document of particular relevance; the claimed invention cannot be considered novel or cannot be considered to involve an inventive step when the document is taken alone *Y* document of particular relevance; the claimed invention cannot be considered to involve an inventive step when the document is combined with one or more other such documents, such combination being obvious to a person skilled in the art. *&* document member of the same patent family	
Date of the actual completion of the international search <p align="center">11 April 2007</p>	Date of mailing of the international search report <p align="center">23/04/2007</p>	
Name and mailing address of the ISA European Patent Office, P.B. 5818 Patentlaan 2 NL - 2280 HV Rijswijk Tel. (+31-70) 340-2040, Tx. 31 651 epo nl, Fax: (+31-70) 340-3016	Authorized officer <p align="center">Giró, Annalisa</p>	

INTERNATIONAL SEARCH REPORT

International application No

PCT/EP2007/050751

C(Continuation). DOCUMENTS CONSIDERED TO BE RELEVANT

Category*	Citation of document, with indication, where appropriate, of the relevant passages	Relevant to claim No.
X	WO 99/32120 A (EURO-CELTIQUE, S.A; PALERMO, PHILIP) 1 July 1999 (1999-07-01) page 3, line 22 - line 30 page 6, line 8 - line 18 page 8, line 1 - line 9 page 13, line 14 - line 30 page 16, line 25 - line 26 page 28, line 10 - page 32, line 16 examples 1-3 -----	1-13, 16, 18, 19

FURTHER INFORMATION CONTINUED FROM PCT/ISA/ 210

Continuation of Box II.2

Claims Nos.: -

Present claims 1 to 20 relate to the use of a composition comprising an opioid agonist and an opioid antagonist, which gives a desired property or effect, namely to prevent the selective separation of the opioid agonist, when tampering said compositions by extraction.

However, the achievement of this effect is defined in the claims by the method of extraction and by the composition of the extract, which cannot be considered as features of the invention (see also clarity objections under Item V in WO-ISA), but rather the result itself, while the objective/structural technical features of the composition necessary to achieve such a result are missing in the claims.

Furthermore, the description does not provide support and disclosure in the sense of Article 6 and 5 PCT for any such composition having said property or effect. This non-compliance with the substantive provisions is to such an extent, that the search was performed taking into consideration the non-compliance in determining the extent of the search of the claim (PCT Guidelines 9.19 and 9.20).

The search of claims 1 to 20 was consequently restricted to the specifically disclosed compositions comprising "an opioid agonist, an opioid antagonist in the form of a controlled release dosage form comprising a homogeneous controlled release matrix formulation comprising a hydrophobic material, including at least one hydrophobic polymer and at least one fatty alcohol or fatty acid" having the desired property or effect, see claim 1, and to the broad concept of a composition having the desired property or effect.

The applicant's attention is drawn to the fact that claims relating to inventions in respect of which no international search report has been established need not be the subject of an international preliminary examination (Rule 66.1(e) PCT). The applicant is advised that the EPO policy when acting as an International Preliminary Examining Authority is normally not to carry out a preliminary examination on matter which has not been searched. This is the case irrespective of whether or not the claims are amended following receipt of the search report or during any Chapter II procedure. If the application proceeds into the regional phase before the EPO, the applicant is reminded that a search may be carried out during examination before the EPO (see EPO Guideline C-VI, 8.5), should the problems which led to the Article 17(2) declaration be overcome.

INTERNATIONAL SEARCH REPORT

International application No.
PCT/EP2007/050751

Box II Observations where certain claims were found unsearchable (Continuation of item 2 of first sheet)

This International Search Report has not been established in respect of certain claims under Article 17(2)(a) for the following reasons:

1. Claims Nos.:
because they relate to subject matter not required to be searched by this Authority, namely:

2. Claims Nos.:
because they relate to parts of the International Application that do not comply with the prescribed requirements to such an extent that no meaningful International Search can be carried out, specifically:
see FURTHER INFORMATION sheet PCT/ISA/210

3. Claims Nos.:
because they are dependent claims and are not drafted in accordance with the second and third sentences of Rule 6.4(a).

Box III Observations where unity of invention is lacking (Continuation of item 3 of first sheet)

This International Searching Authority found multiple inventions in this international application, as follows:

1. As all required additional search fees were timely paid by the applicant, this International Search Report covers all searchable claims.

2. As all searchable claims could be searched without effort justifying an additional fee, this Authority did not invite payment of any additional fee.

3. As only some of the required additional search fees were timely paid by the applicant, this International Search Report covers only those claims for which fees were paid, specifically claims Nos.:

4. No required additional search fees were timely paid by the applicant. Consequently, this International Search Report is restricted to the invention first mentioned in the claims; it is covered by claims Nos.:

Remark on Protest

- The additional search fees were accompanied by the applicant's protest.
- No protest accompanied the payment of additional search fees.

INTERNATIONAL SEARCH REPORT

Information on patent family members

International application No

PCT/EP2007/050751

Patent document cited in search report	A	Publication date	Patent family member(s)	Publication date
WO 03084504	A	16-10-2003	AU 2003224040	A1 20-10-2003
			AU 2003224041	A1 20-10-2003
			BR 0309004	A 01-02-2005
			BR 0309544	A 01-02-2005
			CA 2478515	A1 16-10-2003
			CA 2478523	A1 16-10-2003
			CN 1642529	A 20-07-2005
			CN 1646102	A 27-07-2005
			DE 20308436	U1 18-09-2003
			DE 20308437	U1 13-11-2003
			WO 03084520	A2 16-10-2003
			EP 1492505	A2 05-01-2005
			EP 1492506	A2 05-01-2005
			JP 2005529097	T 29-09-2005
			JP 2005528375	T 22-09-2005
			KR 20070006945	A 11-01-2007
			MA 27249	A1 01-03-2005
			MA 27116	A1 20-12-2004
			MX PA04009713	A 11-01-2005
			MX PA04009714	A 05-12-2005
			US 2005245483	A1 03-11-2005
			US 2005245556	A1 03-11-2005
			<hr/>	
EP 1604666	A	14-12-2005	CA 2569743	A1 22-12-2005
			WO 2005120507	A1 22-12-2005
<hr/>				
WO 9932120	A	01-07-1999	AU 755790	B2 19-12-2002
			AU 2089999	A 12-07-1999
			BR 9813826	A 10-10-2000
			CA 2314896	A1 01-07-1999
			CN 1284879	A 21-02-2001
			EP 1041988	A1 11-10-2000
			HU 0100310	A2 28-06-2001
			JP 2001526229	T 18-12-2001
			NO 20003278	A 22-08-2000
			NZ 505192	A 30-05-2003
			PL 341309	A1 09-04-2001
			RU 2228180	C2 10-05-2004
			TR 200001828	T2 21-11-2000