



US00D707770S

(12) **United States Design Patent**
Burns et al.

(10) **Patent No.:** **US D707,770 S**

(45) **Date of Patent:** **** Jun. 24, 2014**

(54) **LACROSSE HEAD**

OTHER PUBLICATIONS

(71) Applicant: **Warrior Sports, Inc.**, Warren, MI (US)

STX Hype, download from <http://www.e-lacrosse.com/2002/hype> on Mar. 3, 2009, 22 pp.

(72) Inventors: **Thomas H. Burns**, Royal Oak, MI (US);
Adam D. Paquette, Royal Oak, MI (US)

(Continued)

(73) Assignee: **Warrior Sports, Inc.**, Warren, MI (US)

Primary Examiner — Mitchell Siegel

(74) *Attorney, Agent, or Firm* — Warner Norcross & Judd LLP

(**) Term: **14 Years**

(57)

CLAIM

The ornamental design for lacrosse head, as shown and described.

(21) Appl. No.: **29/452,087**

DESCRIPTION

(22) Filed: **Apr. 11, 2013**

(51) **LOC (10) Cl.** **21-02**

FIG. 1 is an upper perspective view of the lacrosse head embodying the new design;

(52) **U.S. Cl.**

USPC **D21/753**

FIG. 2 is a right side view thereof, the left side view being a mirror image thereof;

(58) **Field of Classification Search**

USPC D21/724, 753; 473/505–515

See application file for complete search history.

FIG. 3 is a front view thereof;

FIG. 4 is a rear view thereof;

FIG. 5 is a top view thereof;

FIG. 6 is a bottom view thereof;

FIG. 7 is an upper perspective view of an alternative embodiment of the lacrosse head;

FIG. 8 is a right side view thereof, the left side view being a mirror image thereof;

FIG. 9 is a front view thereof;

FIG. 10 is a rear view thereof;

FIG. 11 is a top view thereof; and,

FIG. 12 is a bottom view thereof.

FIGS. 1-12 show features of a lacrosse head in phantom lines.

These features are shown for environmental purposes and do not form any part of the claimed design. The phantom lines immediately adjacent the solid-line portions of the design form the boundary of the design, with the phantom lines forming no part of the claimed design. The stipple shaded portions of the lacrosse head are the claimed design. The sectional views in the figures illustrate cross hatched internal areas which internal areas do not form part of the claimed design.

(56)


References Cited

U.S. PATENT DOCUMENTS

1,508,286	A	9/1924	Moore	
2,142,527	A	1/1939	Pool	
5,568,925	A	10/1996	Morrow et al.	
5,957,791	A	9/1999	Nichols et al.	
6,723,134	B2	4/2004	Tucker, Sr.	
6,910,976	B2	6/2005	Tucker, Sr.	
6,916,259	B2	7/2005	Kohler et al.	
6,929,572	B2	8/2005	Morrow et al.	
7,101,294	B2	9/2006	Tucker, Sr.	
7,104,904	B1	9/2006	Gait	
7,131,919	B2	11/2006	Kohler et al.	
7,214,151	B1 *	5/2007	Gait	473/513
7,264,562	B2	9/2007	Morrow et al.	
7,344,460	B2 *	3/2008	Gait	473/513
7,357,739	B2	4/2008	Montano et al.	
7,491,141	B1	2/2009	Tucker, Sr. et al.	
7,521,013	B2	4/2009	Tucker, Sr.	
D598,508	S *	8/2009	Schmidt	D21/724

(Continued)

1 Claim, 10 Drawing Sheets



(56)

References Cited

U.S. PATENT DOCUMENTS

D598,509 S * 8/2009 Wunningham D21/724
 D599,420 S * 9/2009 Wunningham D21/724
 D599,866 S * 9/2009 Wunningham D21/724
 7,588,506 B1 * 9/2009 Gait 473/513
 D601,646 S * 10/2009 Schmidt D21/724
 D601,647 S * 10/2009 Wunningham D21/724
 D611,552 S * 3/2010 Morrow et al. D21/724
 7,736,252 B2 6/2010 Tucker, Jr. et al.
 7,798,923 B2 * 9/2010 Herman et al. 473/513
 7,896,761 B2 3/2011 Tucker, Sr. et al.
 D644,282 S * 8/2011 Schmidt D21/724
 D645,530 S * 9/2011 Morrow et al. D21/753
 8,016,701 B2 9/2011 Lamson et al.
 D655,362 S * 3/2012 Morrow et al. D21/753

D660,930 S * 5/2012 Morrow et al. D21/753
 D678,438 S * 3/2013 Schmidt D21/724
 D678,439 S * 3/2013 Schmidt D21/724
 2002/0173389 A1 11/2002 Morrow
 2004/0002398 A1 1/2004 Morrow et al.
 2008/0026884 A1 1/2008 Morrow et al.
 2008/0293524 A1 11/2008 Gait

OTHER PUBLICATIONS

Brine Karma Head (2006), download from <http://www.sportstop.com/Standard/Brine-Karma-Womens-Lacrosse-Head> dated Aug. 24, 2011.
 Brine Franchise Head (2007), download from <http://www.lacrossemonkey.com/brine-franchise-head.html> dated Aug. 24, 2011.

* cited by examiner




Fig. 1

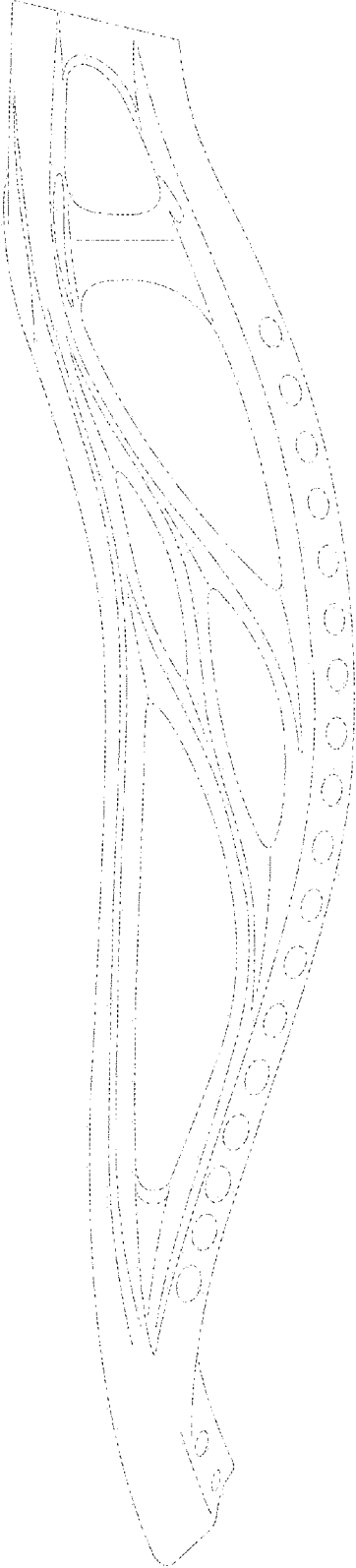


Fig. 2

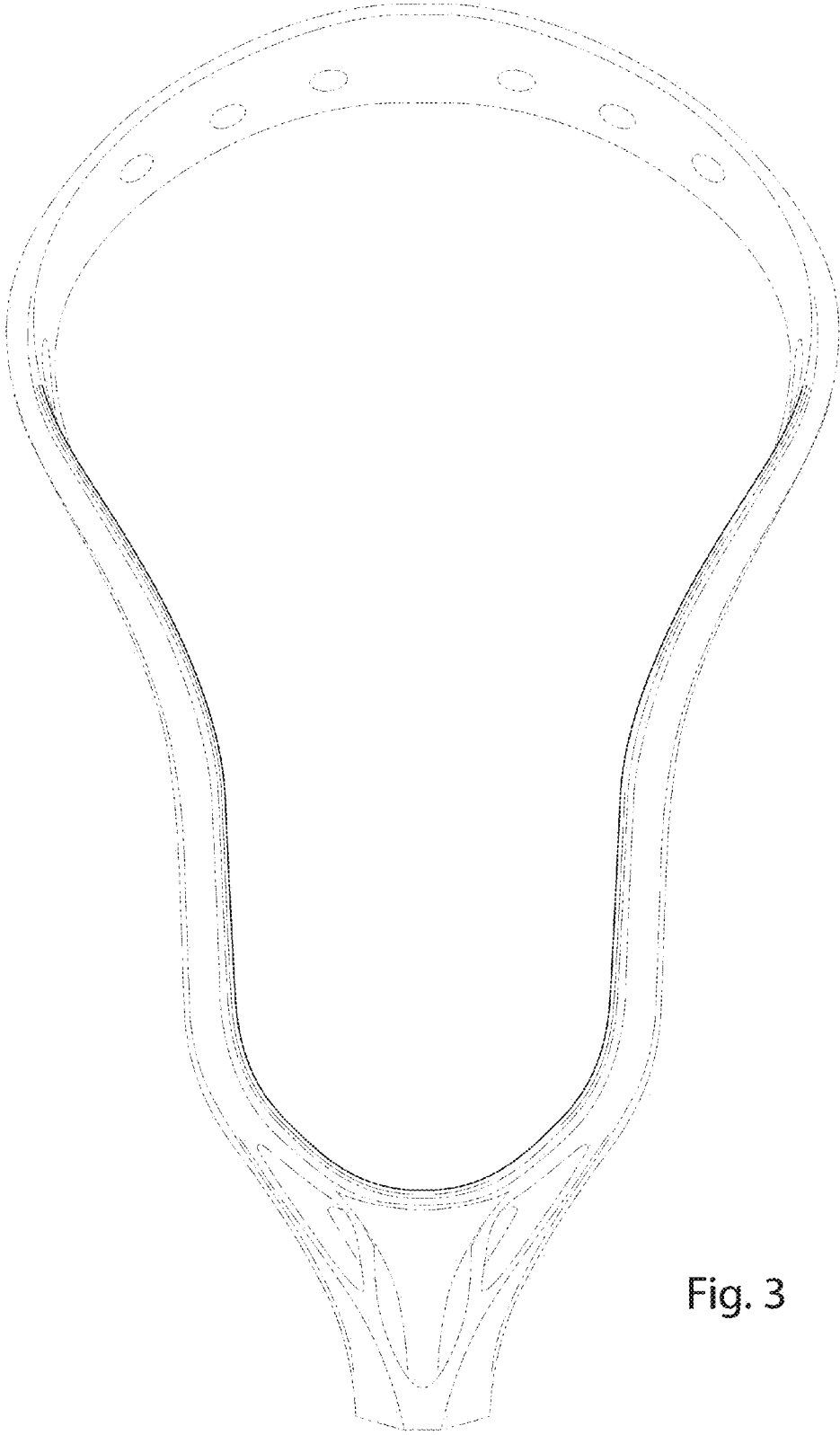


Fig. 3




Fig. 4

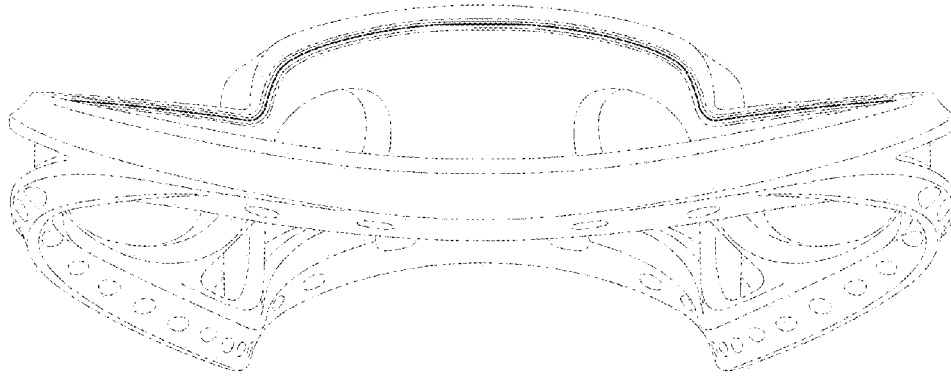


Fig. 5

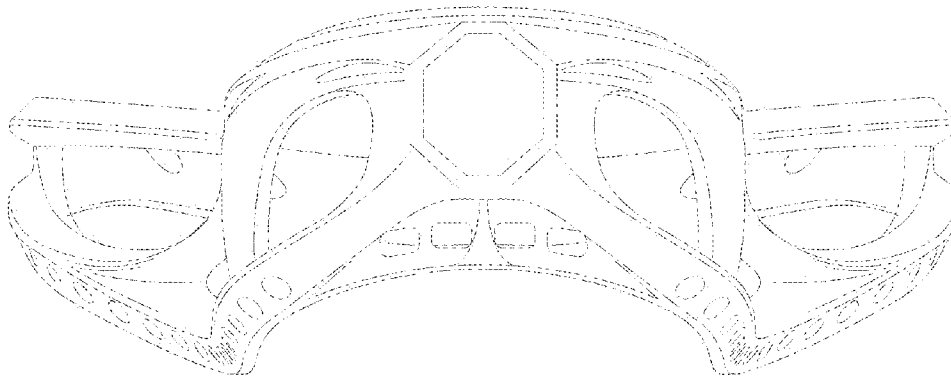


Fig. 6




Fig. 7

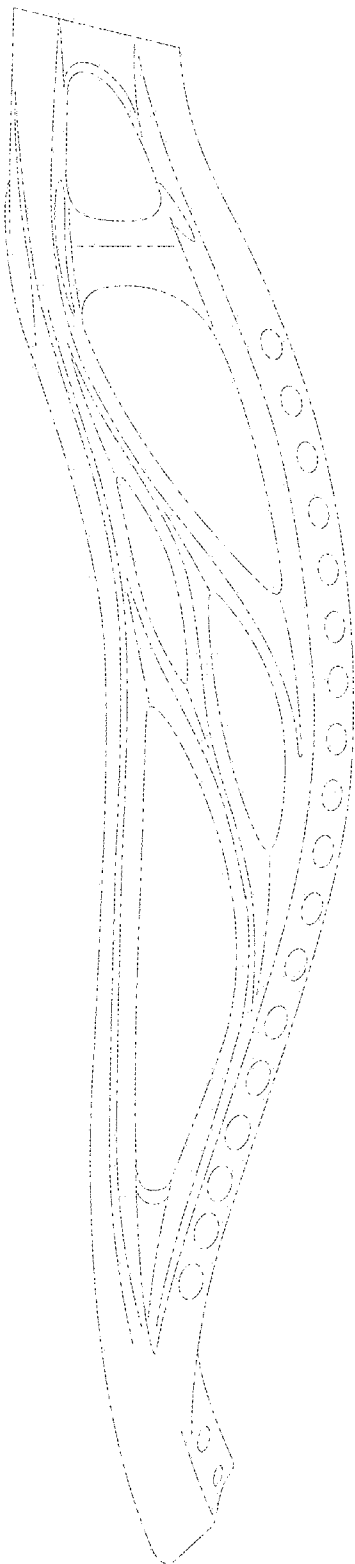


Fig. 8




Fig. 9



Fig. 10

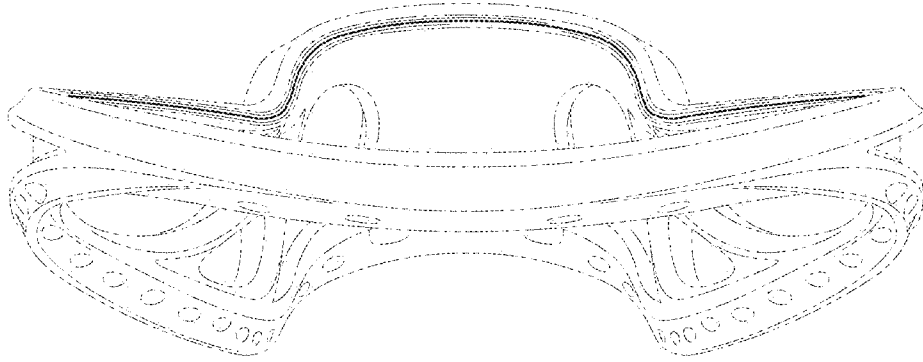


Fig. 11

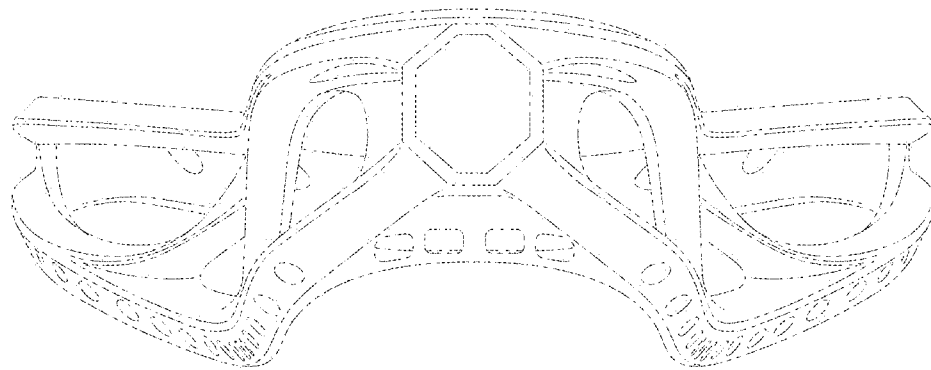


Fig. 12