



US00D613661S

(12) **United States Design Patent**  
**Lee et al.**

(10) **Patent No.:** **US D613,661 S**

(45) **Date of Patent:** **\*\* Apr. 13, 2010**

(54) **VEHICLE WHEEL**

(75) Inventors: **Sang Yup Lee**, Beverly Hills, MI (US);  
**Luciano M. Nakamura**, Shelby Township, MI (US)

(73) Assignee: **GM Global Technology Operations, Inc.**, Detroit, MI (US)

(\*\*) Term: **14 Years**

(21) Appl. No.: **29/346,184**

(22) Filed: **Oct. 28, 2009**

(51) **LOC (9) Cl.** ..... **12-16**

(52) **U.S. Cl.** ..... **D12/211**

(58) **Field of Classification Search** ..... D12/204–213;  
301/37.101, 64.101, 65, 64.201

See application file for complete search history.

(56) **References Cited**

**U.S. PATENT DOCUMENTS**

- D441,709 S \* 5/2001 Vian ..... D12/211
- D478,031 S \* 8/2003 Brown et al. .... D12/211
- D488,422 S \* 4/2004 Hartanto ..... D12/209
- D512,949 S \* 12/2005 Ettensberger ..... D12/211
- D531,562 S \* 11/2006 Kim ..... D12/209

- D532,738 S \* 11/2006 Ettensberger ..... D12/211
- D540,733 S \* 4/2007 Castiglione ..... D12/211
- D551,147 S \* 9/2007 Guevara ..... D12/209
- D576,533 S \* 9/2008 Gallert ..... D12/209
- D599,267 S \* 9/2009 Morgenstern et al. .... D12/211

\* cited by examiner

*Primary Examiner*—Stacia Cadmus

(74) *Attorney, Agent, or Firm*—Reising Ethington P.C.

(57) **CLAIM**

The ornamental design for a vehicle wheel, as shown and described.

**DESCRIPTION**

FIG. 1 is a front view of a vehicle wheel showing the new design;

FIG. 2 is a left front perspective view thereof;



FIG. 3 is a left rear perspective view thereof;

FIG. 4 is a rear-side perspective view thereof; and,

FIG. 5 is a rear view thereof.

In the drawings, the elements shown in broken lines are for illustrative purposes only and form no part of the claimed design.

**1 Claim, 5 Drawing Sheets**






Fig-1

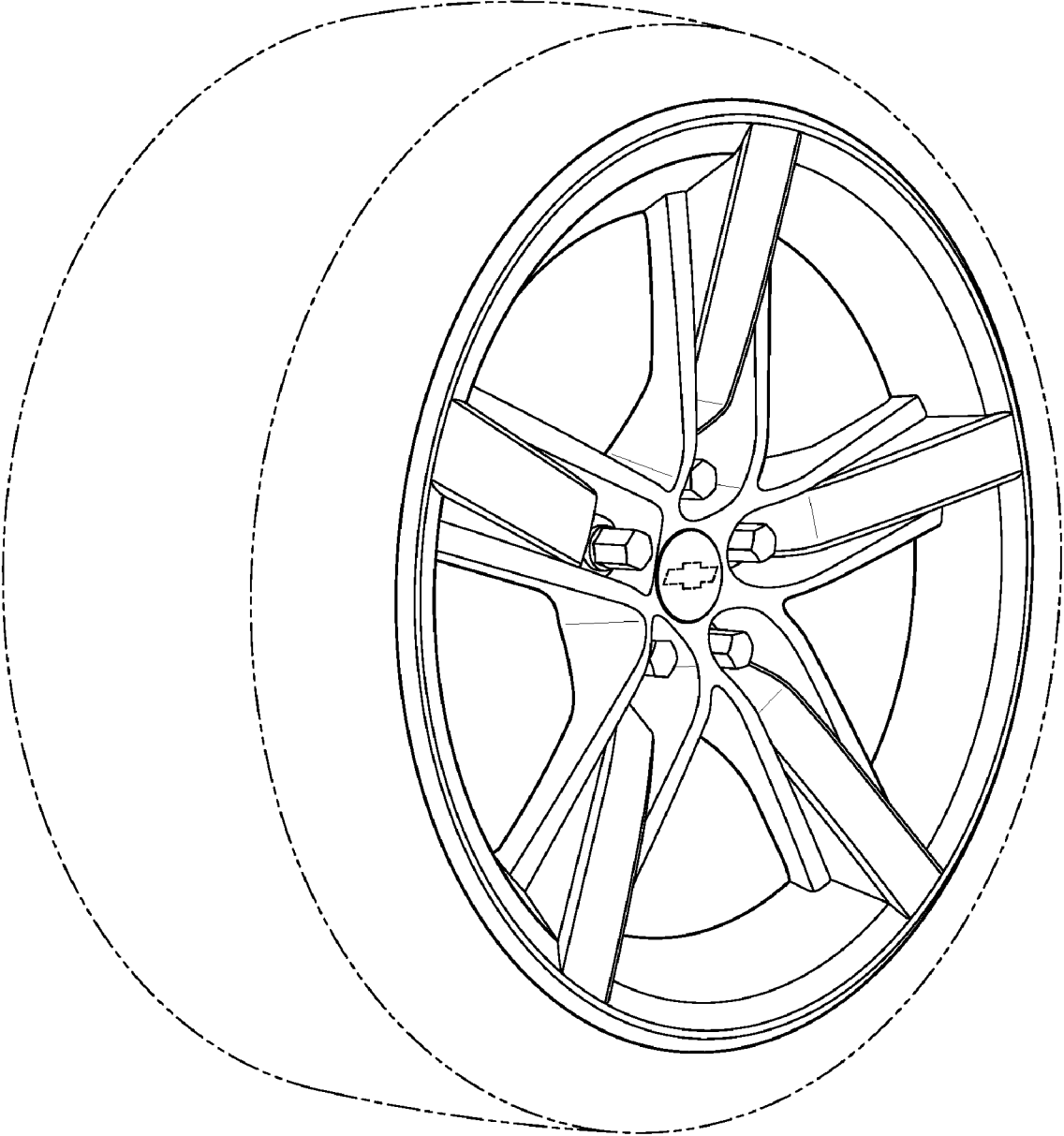
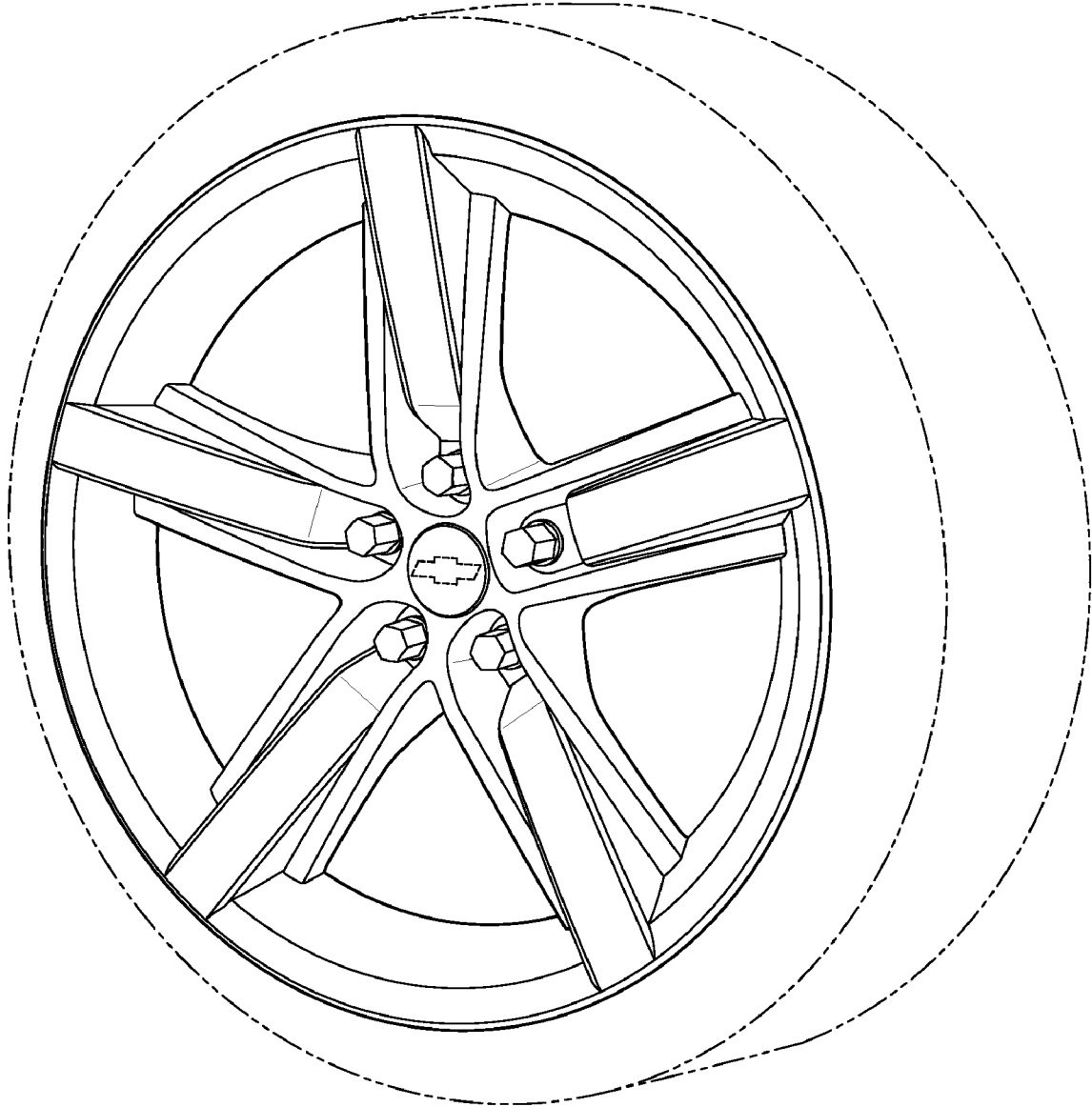


Fig-2



**Fig-3**

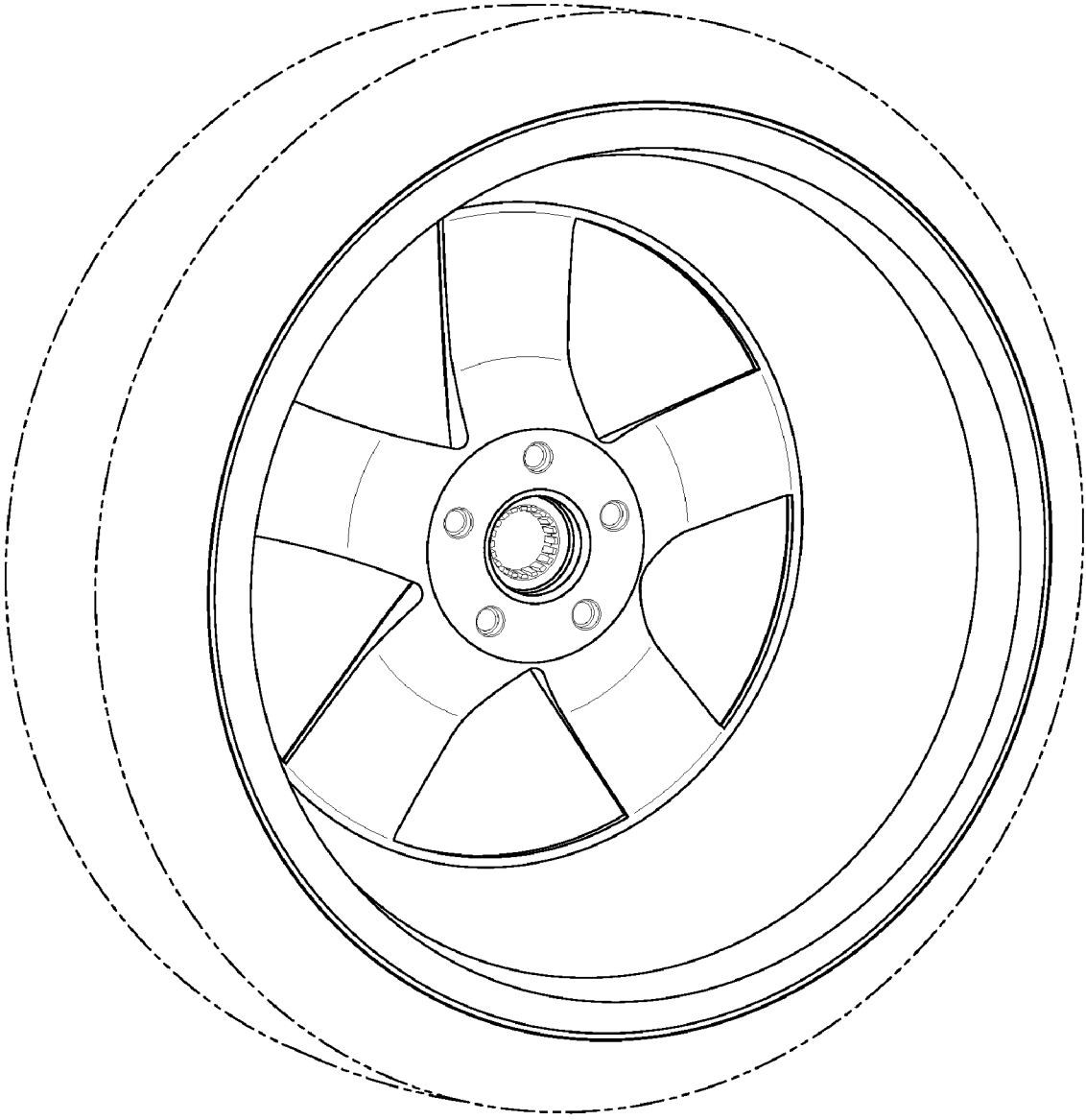


Fig-4

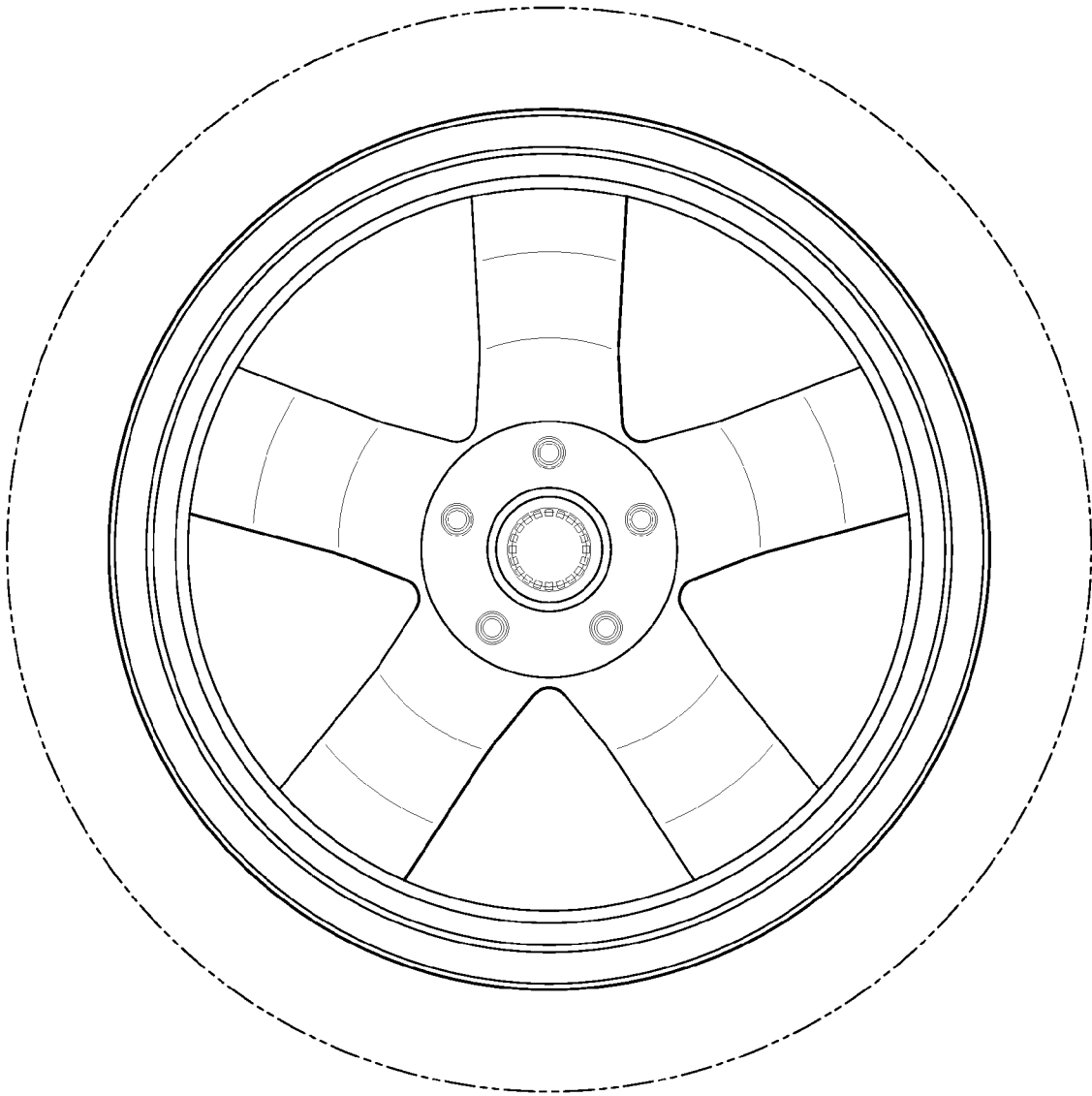


Fig-5