



(12) **United States Design Patent**
Jang

(10) **Patent No.:** **US D898,095 S**
(45) **Date of Patent:** **** Oct. 6, 2020**

- (54) **VIDEO RECORDER FOR A CAR**
- (71) Applicant: **THINKWARE CORPORATION**,
Gyeonggi-Do (KR)
- (72) Inventor: **Eun-mi Jang**, Gyeonggi-Do (KR)
- (73) Assignee: **THINKWARE CORPORATION**,
Gyeonggi-Do (KR)

D701,257 S *	3/2014	Ogawa	D16/202
D702,748 S *	4/2014	Muraki	D16/202
D707,742 S *	6/2014	Imamizu	D16/202
D717,353 S *	11/2014	Kobayashi	D16/202
D721,118 S *	1/2015	Chai	D16/209
D753,749 S *	4/2016	Zhu	D16/202
D758,467 S *	6/2016	Zhang	D16/202
D760,309 S *	6/2016	Parfitt	D16/202
D766,351 S *	9/2016	Li	D16/202
D829,799 S *	10/2018	Piekarski	D16/202

- (**) Term: **15 Years**
- (21) Appl. No.: **29/622,914**
- (22) Filed: **Oct. 20, 2017**

* cited by examiner

Primary Examiner — Ramzi S Almatrahi
(74) *Attorney, Agent, or Firm* — Leber IP Law; David C. Robertson

(30) **Foreign Application Priority Data**

- Apr. 21, 2017 (KR) 30-2017-0018657
- (51) **LOC (12) Cl.** **16-01**
- (52) **U.S. Cl.**
USPC **D16/202**
- (58) **Field of Classification Search**
USPC D16/200, 202–206, 208–209, 212, 218,
D16/219; 348/373–376; 396/448, 535,
396/539–541
CPC G03B 15/03; G03B 17/02; G03B 17/04;
G03B 17/56; G03B 19/04; H04N 5/2251;
H04N 5/2252; H04N 5/2253; H04N
5/2254; H04N 2101/00
See application file for complete search history.

(57) **CLAIM**

The ornamental design for a video recorder for a car, as shown and described.

DESCRIPTION

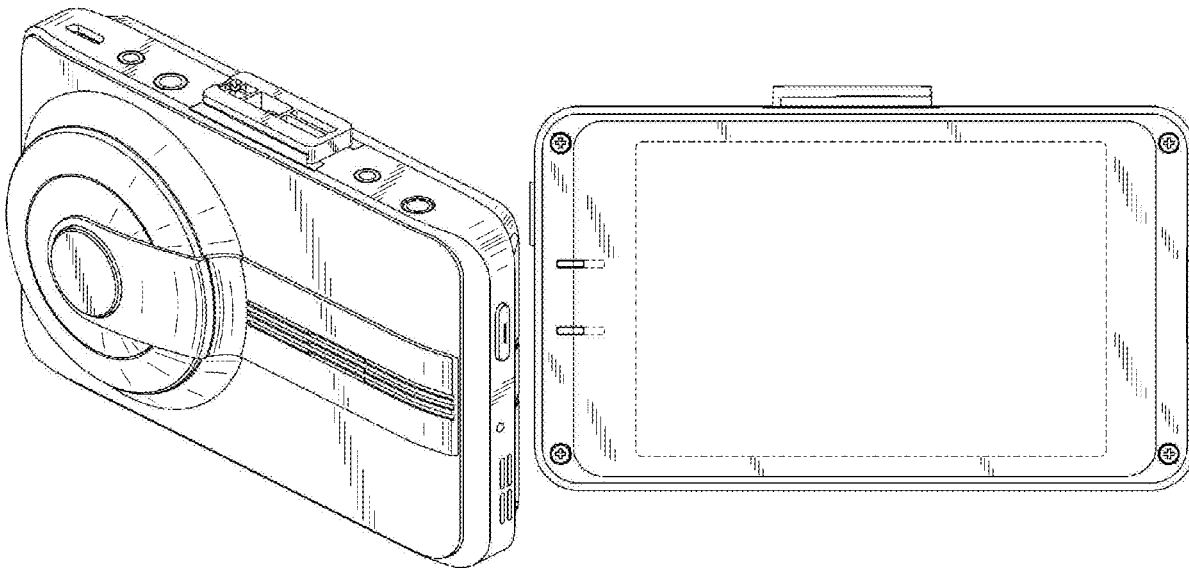
FIG. 1 is a front perspective view of a video recorder for a car showing my new design;
FIG. 2 is a front elevational view thereof;
FIG. 3 is a rear elevational view thereof;
FIG. 4 is a left side elevational view thereof;
FIG. 5 is a right side elevational view thereof;
FIG. 6 is a top view thereof;
FIG. 7 is a bottom view thereof; and,
FIG. 8 is a front perspective view thereof, shown in condition of use with a mount disclosed in broken lines to illustrate an environment.
The broken lines depict portions of the video recorder for a car in which the design is embodied that form no part of the claimed design. Additionally, the broken lines showing a mount in FIG. 8 represent environmental structure and form no part of the claimed design.

(56) **References Cited**

U.S. PATENT DOCUMENTS

D668,281 S *	10/2012	Nakamura	D16/202
D683,781 S *	6/2013	Imai	D16/202
D695,329 S *	12/2013	Fujita	D16/202
D695,805 S *	12/2013	Sakai	D16/202

1 Claim, 8 Drawing Sheets






FIG. 1

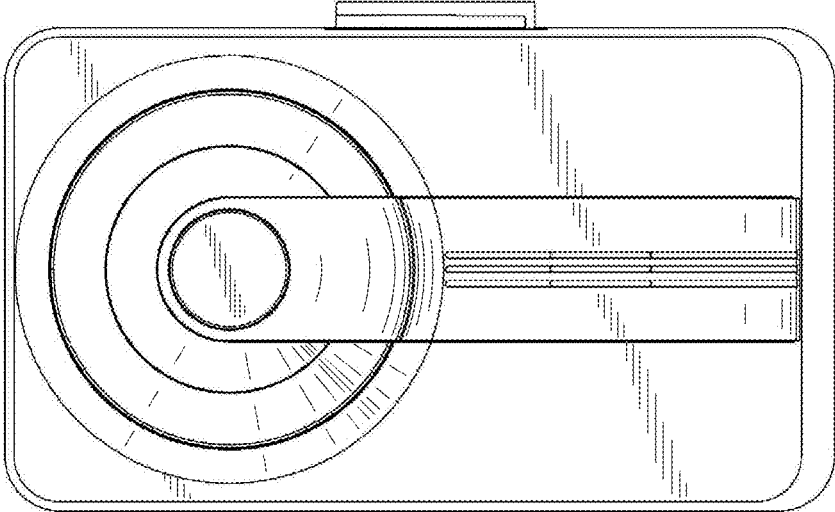


FIG. 2

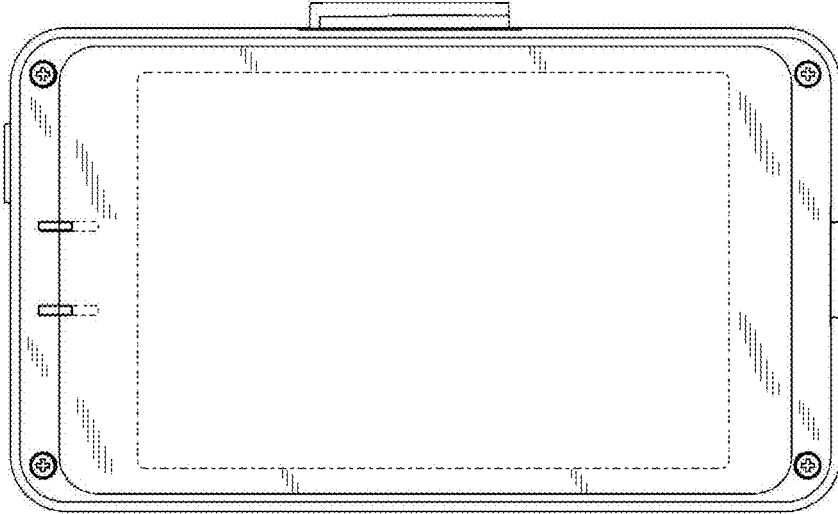


FIG. 3

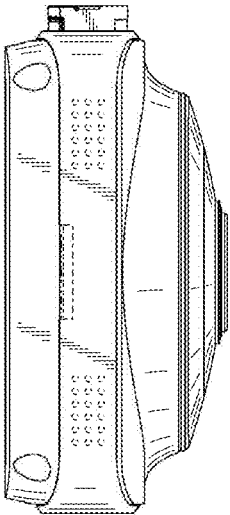


FIG. 4

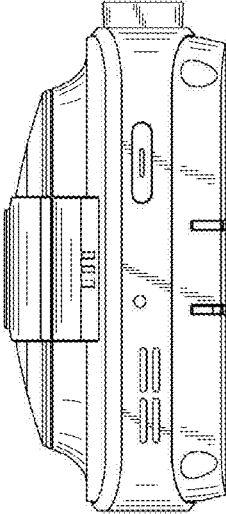


FIG. 5

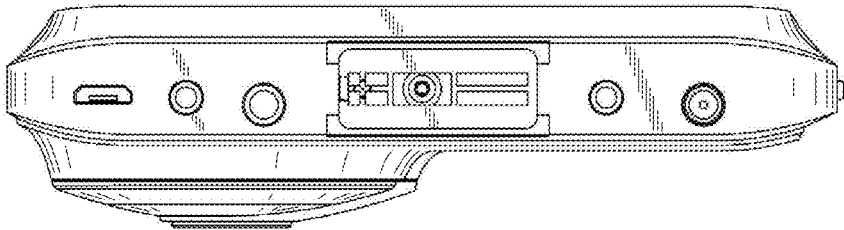


FIG. 6

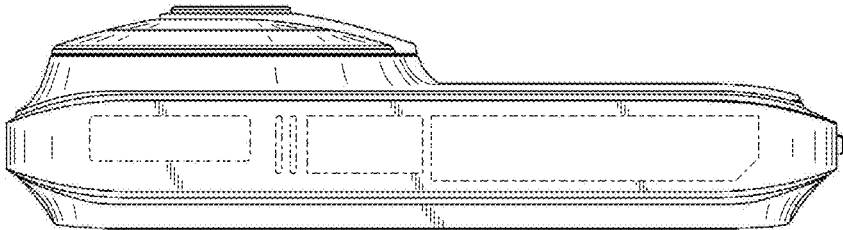


FIG. 7

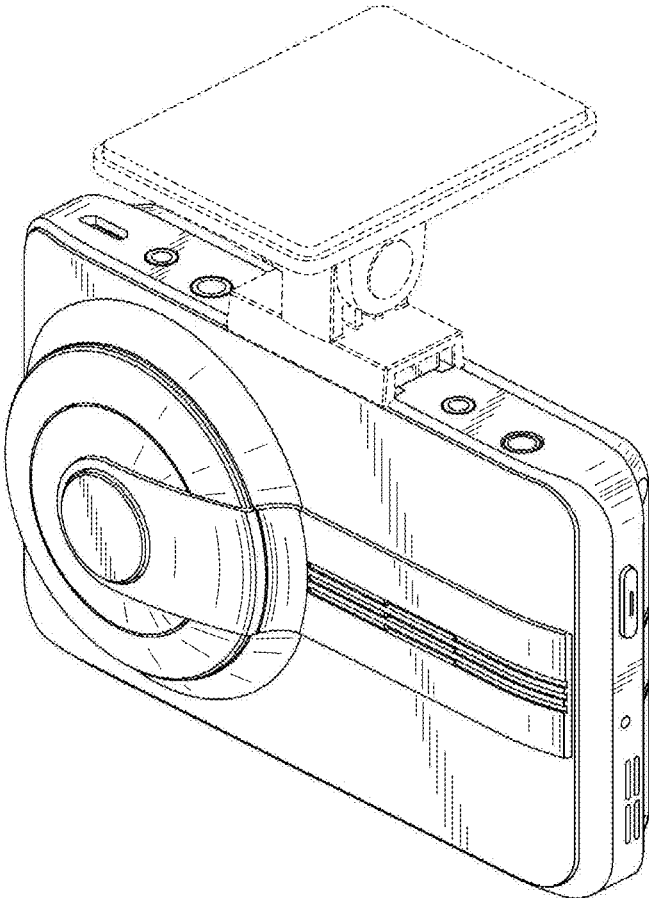


FIG. 8