



US0D1004015S

(12) **United States Design Patent**
Stern

(10) **Patent No.:** **US D1,004,015 S**

(45) **Date of Patent:** **** Nov. 7, 2023**

(54) **WEIGHT HANDLE ATTACHMENT**

(71) Applicant: **Cassidy Stern**, Medicine Hat (CA)

(72) Inventor: **Cassidy Stern**, Medicine Hat (CA)

(**) Term: **15 Years**

(21) Appl. No.: **29/812,581**

(22) Filed: **Oct. 22, 2021**

(51) **LOC (14) Cl.** **21-02**

(52) **U.S. Cl.**
USPC **D21/680**

(58) **Field of Classification Search**

USPC D21/680, 682, 662, 675, 677, 679, 681,
D21/694; D8/75, 76, 77, 78, 80
CPC A63B 21/0601; A63B 15/00; A63B 21/00;
A63B 21/072; A63B 23/12; A63B 21/06;
A63B 21/075; A63B 23/1236; A63B
21/00094

See application file for complete search history.

(56) **References Cited**

U.S. PATENT DOCUMENTS

D38,616 S	6/1907	Fisher	
D64,534 S	4/1924	Eldon	
D65,466 S	4/1924	Eldon	
D107,066 S *	11/1937	Cavignac	473/378
3,114,176 A	12/1963	Miller	
3,203,144 A	8/1965	Fuller	
3,341,989 A	9/1967	Emmerich	
3,810,336 A	5/1974	Sadao	
D257,493 S	11/1980	Lodrick	
4,456,258 A *	6/1984	Lodrick	G09B 27/08 273/287
D291,341 S	8/1987	Keating	
D297,751 S	9/1988	Brown	
D343,661 S	1/1994	Hur	
5,342,268 A	8/1994	Caruthers	
D357,958 S	5/1995	Audero, Jr.	
D365,376 S	12/1995	Bishop	
D370,704 S	6/1996	Oberhoff	

D381,719 S	7/1997	Pravitz	
D416,060 S	11/1999	Angeles	
D427,260 S	6/2000	Burr	
D445,855 S	7/2001	Kumazawa	
D485,420 S	1/2004	Cannon	
D501,694 S	2/2005	Cannon	
D576,233 S	9/2008	Rasmussen	
D626,189 S	10/2010	Lin	
D634,797 S	3/2011	Holleman	
D637,667 S	5/2011	Lin	
7,959,541 B2	6/2011	Jung	
D652,877 S *	1/2012	Dalebout D21/682
D654,546 S	2/2012	Nakagawa	

(Continued)

OTHER PUBLICATIONS

BeSimple, announced 2021 [online], [site visited Feb. 14, 2023]. Available on internet, URL; <https://www.amazon.com/Crystal-Suncatcher-Rainbow-Decoration-4-72inch/dp/B096KJRF8J/ref> (Year: 2021).*

Primary Examiner — Khawaja Anwar

Assistant Examiner — Julice Seung Eun Oum

(74) *Attorney, Agent, or Firm* — QUICKPATENTS, LLC; Kevin Prince

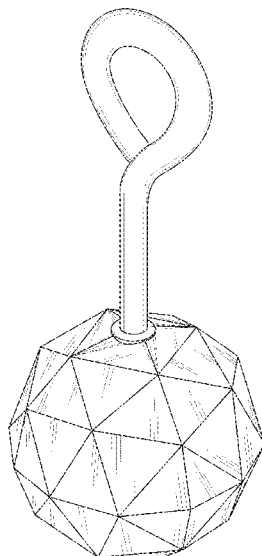
(57) **CLAIM**

The ornamental design for a weight handle attachment, as shown and described.

DESCRIPTION

FIG. 1 is a perspective view of a weight handle attachment, showing my new design;
FIG. 2 is a front elevational view thereof, the rear elevational view being a mirror image thereof;
FIG. 3 is a left-side elevational view thereof;
FIG. 4 is a right-side elevational view thereof;
FIG. 5 is a top plan view thereof; and,
FIG. 6 is a bottom plan view thereof.

1 Claim, 5 Drawing Sheets



(56)

References Cited

U.S. PATENT DOCUMENTS

D676,093 S 2/2013 Kulzer
D678,436 S 3/2013 Kulzer
D695,371 S * 12/2013 Hedeem, Jr. D21/713
D706,883 S 6/2014 Hedeem, Jr.
D725,204 S * 3/2015 Rub D21/707
D725,205 S * 3/2015 Rub D21/707
D726,843 S * 4/2015 Barton D21/682
D765,193 S 8/2016 Taylor, Sr.
D773,569 S 12/2016 Taylor, Sr.
D794,143 S 8/2017 Rex
D799,358 S * 10/2017 Koana D10/118.1
D819,147 S 5/2018 Johns
D832,943 S 11/2018 Carpinelli
D838,792 S 1/2019 Sato
D843,527 S 3/2019 Monnin
D851,187 S 6/2019 Leier
D861,086 S 9/2019 Bardakci
D891,544 S 7/2020 O'Brien
D896,327 S 9/2020 Hudson
D910,786 S 2/2021 Hasell
D911,467 S 2/2021 Hasell
D912,741 S 3/2021 Garcia
D913,387 S 3/2021 Li
D919,023 S 5/2021 Larson
D921,131 S * 6/2021 Frank D21/662
D922,505 S 6/2021 Hasell
D928,894 S 8/2021 Magsamen
D951,392 S * 5/2022 Uemori D24/188
2003/0158002 A1 * 8/2003 Morgan A63B 37/0012
473/383
2006/0035751 A1 2/2006 Blair
2015/0099612 A1 4/2015 Beveridge

* cited by examiner

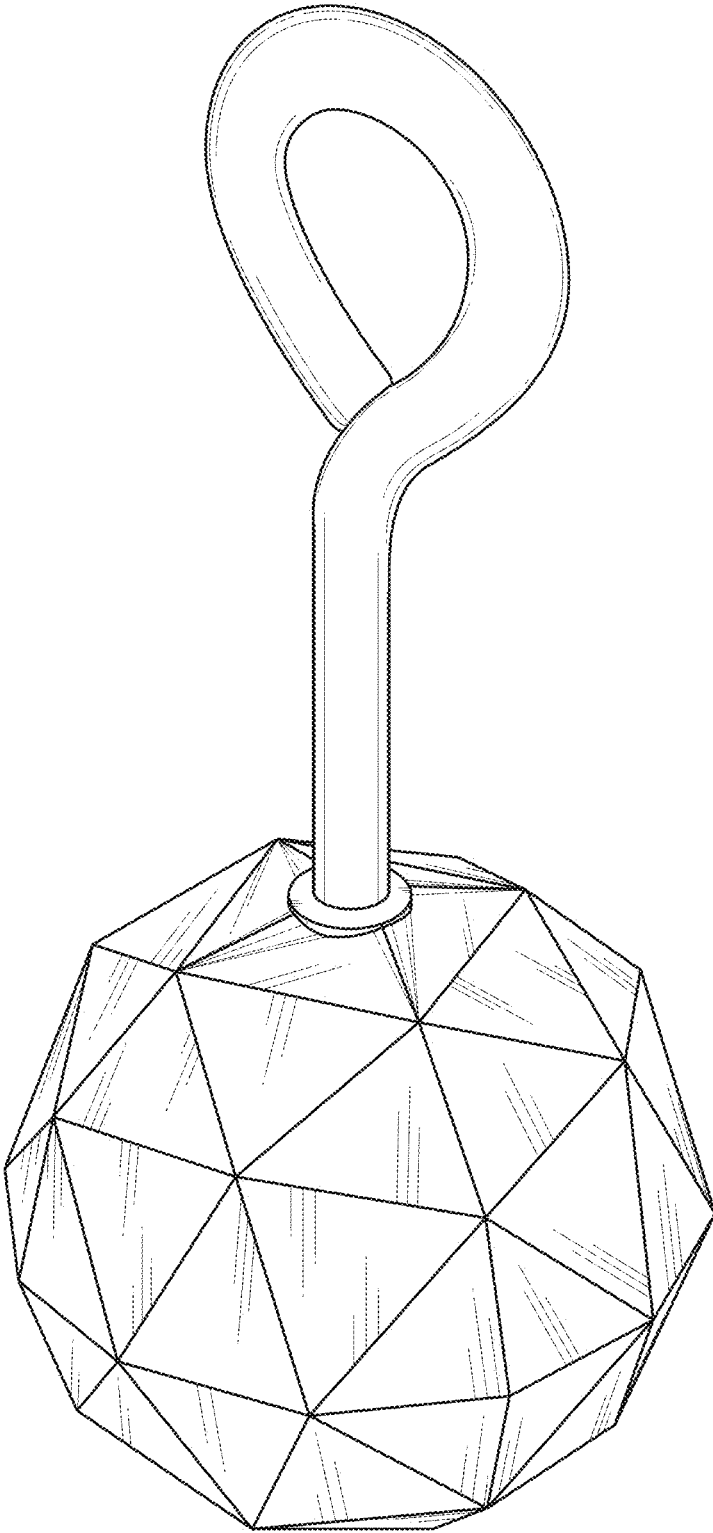


FIG. 1

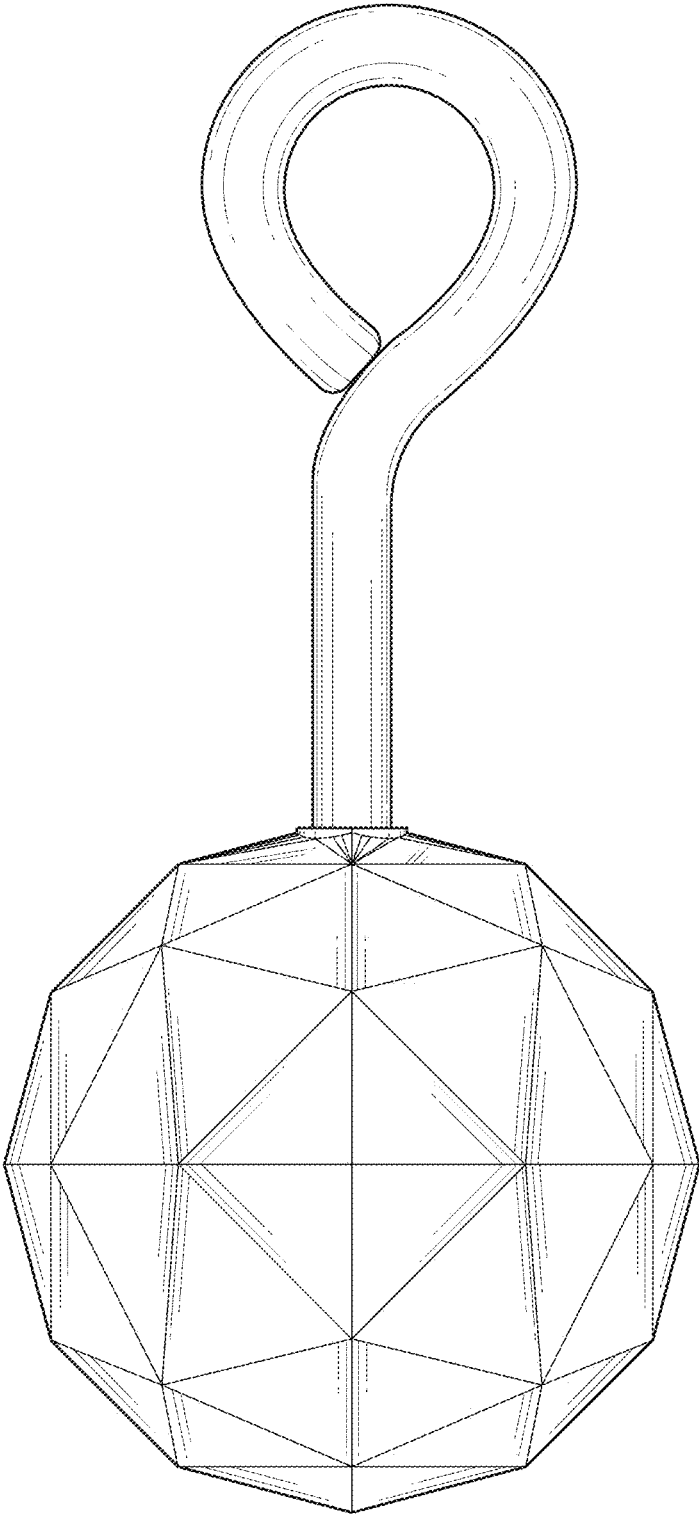


FIG. 2

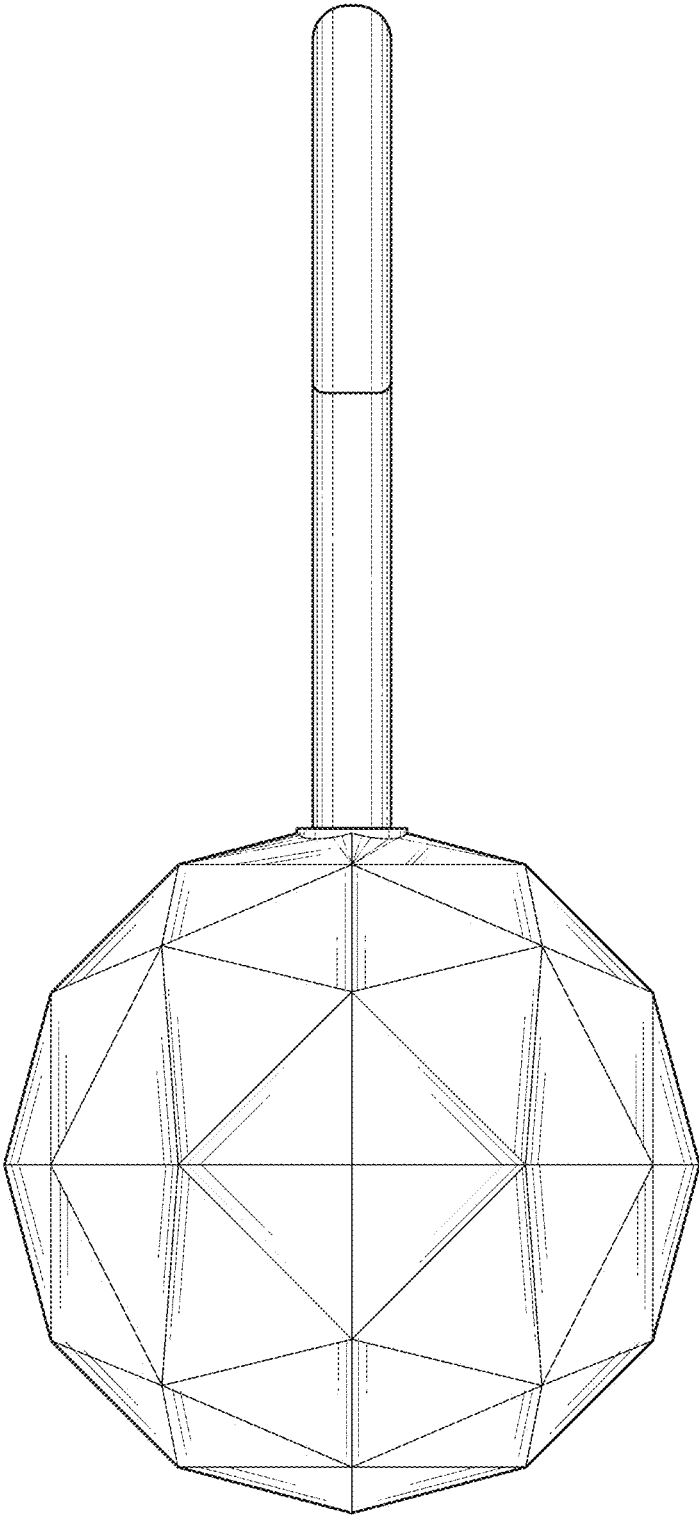


FIG. 3

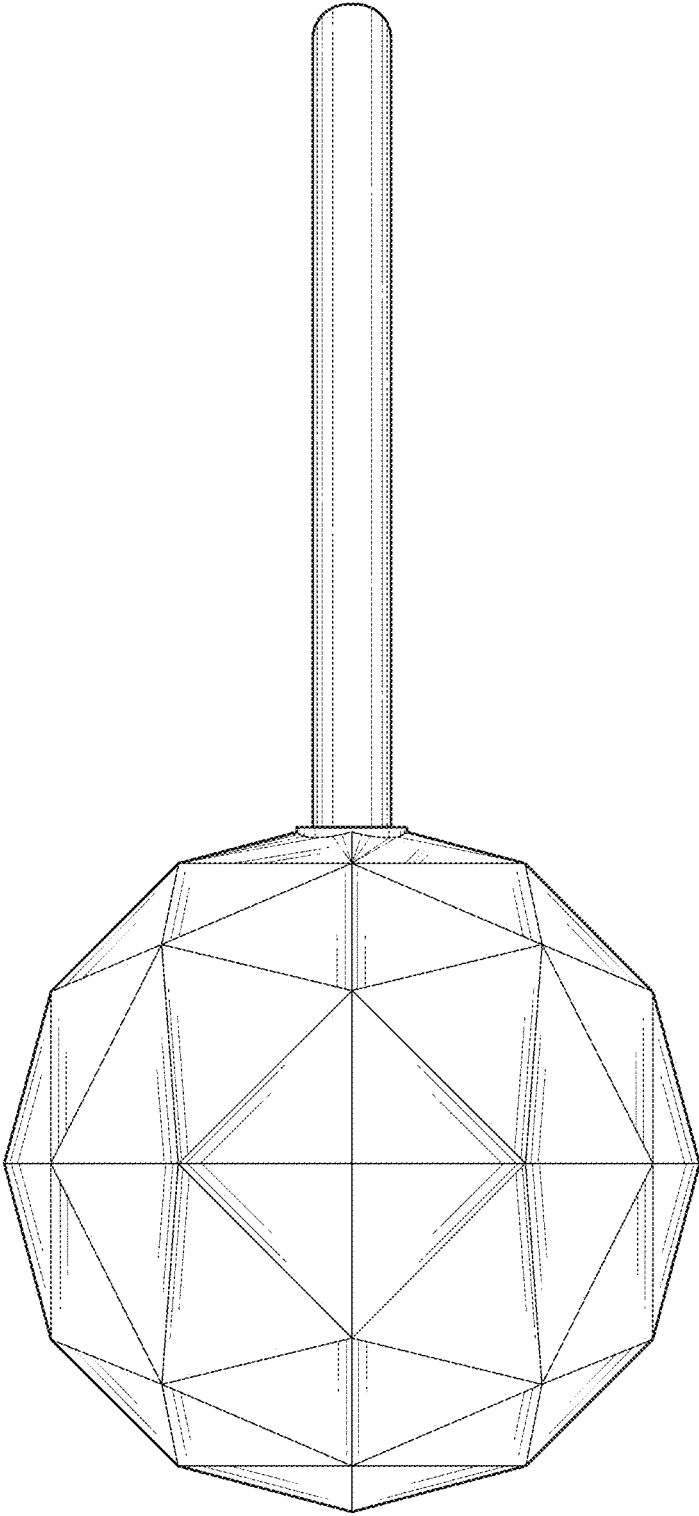


FIG. 4

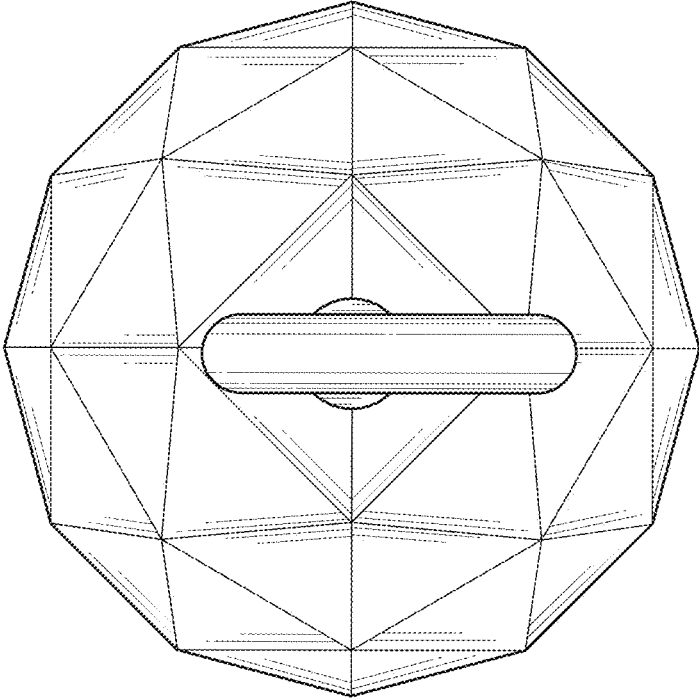


FIG. 5

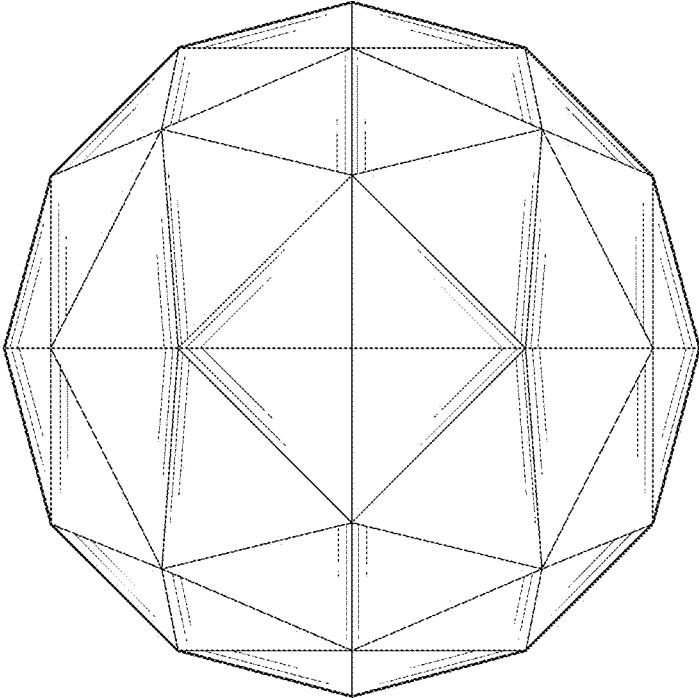


FIG. 6