



US00D880427S

(12) **United States Design Patent** (10) **Patent No.:** **US D880,427 S**
Milroy et al. (45) **Date of Patent:** **** Apr. 7, 2020**

(54) **CABLE CONNECTOR**
(71) Applicant: **Pure Watercraft, Inc.**, Seattle, WA (US)

5,588,853 A 12/1996 Anthony
5,596,258 A 1/1997 Kimura et al.
D378,292 S 3/1997 Yoshioka
5,626,486 A 5/1997 Shelly et al.
(Continued)

(72) Inventors: **David Milroy**, Kirkland, WA (US); **Joe Sullivan**, Seattle, WA (US); **Kerwin M. Loukusa**, Seattle, WA (US)

FOREIGN PATENT DOCUMENTS

CN 102069715 5/2011
DE 102013218674 3/2015
(Continued)

(73) Assignee: **Pure Watercraft, Inc.**, Seattle, WA (US)

OTHER PUBLICATIONS

(**) Term: **15 Years**

“Compound Planetary Gear,” Planetary Gear Train with; Stepped Planet Gear Set—MATLAB, <http://www.mathworks.com>, accessed Aug. 25, 2017, 3 pages.

(21) Appl. No.: **29/625,871**

(Continued)

(22) Filed: **Nov. 13, 2017**

(51) **LOC (12) Cl.** **13-03**

(52) **U.S. Cl.**

USPC **D13/147**

(58) **Field of Classification Search**

USPC D13/147, 154, 146, 133

CPC H01R 13/5221; H01R 13/523; H01R 13/6278; H01R 13/111; H01R 13/53; B63H 21/28; B63H 21/17; H01M 2/206; H01M 2220/20

See application file for complete search history.

Primary Examiner — Bridget L Eland

(74) *Attorney, Agent, or Firm* — Perkins Coie LLP

(57)

CLAIM

The ornamental design for the cable connector, as shown and described.

DESCRIPTION

FIG. 1 is an isometric view of a cable connector showing the new design.

FIG. 2 is a front elevational view thereof.

FIG. 3 is a rear elevational view thereof.

FIG. 4 is a right-side elevational view thereof.

FIG. 5 is a left-side elevational view thereof.

FIG. 6 is a top plan view thereof; and,

FIG. 7 is a bottom plan view thereof.

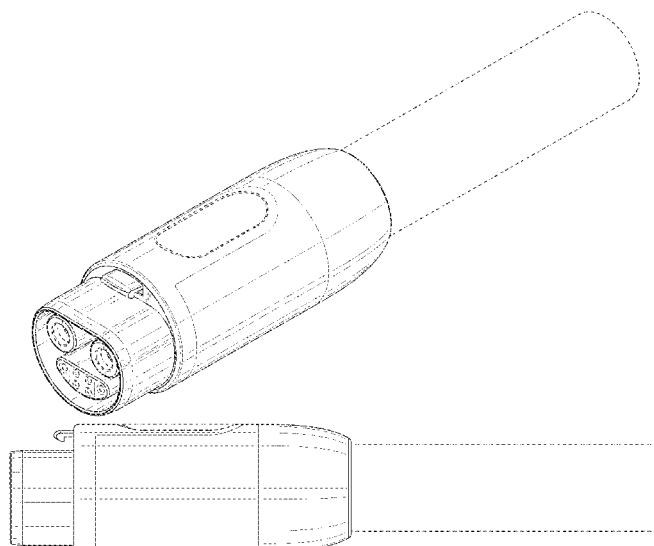
The broken lines immediately adjacent the shaded areas represent the bounds of the claimed design while all other broken lines are directed to environment and are for illustrative purposes only; the broken lines form no part of the claimed design.

(56) **References Cited**

U.S. PATENT DOCUMENTS

3,841,396 A	10/1974	Knaebel et al.
4,009,677 A	3/1977	Croisant et al.
4,092,946 A	6/1978	Kappas
4,099,478 A	7/1978	Alexander, Jr.
4,305,012 A	12/1981	Friedel
4,568,289 A	2/1986	Heidrich et al.
D298,029 S	10/1988	Foster
5,296,797 A	3/1994	Bartlett
5,385,476 A	1/1995	Jasper
5,445,545 A	8/1995	Draper
5,571,023 A	11/1996	Anthony
5,580,266 A	12/1996	Shelly

1 Claim, 4 Drawing Sheets



(56)

References Cited

U.S. PATENT DOCUMENTS

D381,628 S * 7/1997 Ashida D13/147
 D390,834 S 2/1998 Dizon et al.
 D402,275 S 12/1998 Korhonen
 5,967,863 A 10/1999 Marchant
 D430,115 S 8/2000 Cole et al.
 D437,586 S 2/2001 Sonntag
 6,203,355 B1 3/2001 Neblett et al.
 6,224,428 B1 5/2001 Chen et al.
 6,231,407 B1 5/2001 Hein et al.
 D444,772 S * 7/2001 Milan D13/146
 D475,018 S * 5/2003 Ashida D13/147
 6,865,280 B2 3/2005 Lin
 D505,918 S * 6/2005 Conway D13/147
 D506,184 S * 6/2005 Sirichai D13/154
 D523,812 S 6/2006 Brodin
 D543,154 S * 5/2007 Suckle D13/154
 7,270,074 B2 9/2007 Pradetto et al.
 D556,146 S * 11/2007 Victor D13/133
 D606,033 S 12/2009 Sonntag
 7,641,499 B1 1/2010 George et al.
 D611,427 S * 3/2010 Hyneczek D13/133
 D624,878 S 10/2010 Uneo et al.
 D645,022 S * 9/2011 Lee D13/154
 D649,938 S 12/2011 Erickson et al.
 D649,939 S 12/2011 Erickson et al.
 8,658,299 B2 2/2014 Yang et al.
 D734,267 S * 7/2015 Dobler D13/133
 D755,720 S * 5/2016 Dobler D13/133
 D772,185 S 11/2016 Moninski
 D778,853 S 2/2017 Skowranek et al.
 D784,258 S 4/2017 Vienna et al.
 D785,567 S 5/2017 Abena et al.
 D789,297 S * 6/2017 Dobler D13/133
 D793,977 S 8/2017 Chung et al.
 D795,215 S 8/2017 Huang et al.
 D830,965 S 10/2018 Varatharajah et al.
 D836,546 S 12/2018 Kang
 D840,934 S 2/2019 Marchesi
 D842,243 S 3/2019 Qiu
 D845,894 S 4/2019 Clark
 D851,614 S 6/2019 Ji
 2004/0130292 A1 7/2004 Buchanan et al.
 2005/0275372 A1 12/2005 Crowell
 2008/0268333 A1 10/2008 Barrella et al.

2010/0248562 A1 9/2010 Daikoku
 2010/0291418 A1 11/2010 Zhou et al.
 2011/0260684 A1 10/2011 Xiaofeng et al.
 2011/0263165 A1 10/2011 Rolla
 2011/0291611 A1 12/2011 Manor
 2012/0074901 A1 3/2012 Mohammed
 2012/0153899 A1 6/2012 Marschalkowski et al.
 2012/0171900 A1 7/2012 Seabald et al.
 2012/0282497 A1 11/2012 Yang et al.
 2012/0282825 A1 11/2012 Lin
 2013/0049677 A1 2/2013 Bouman
 2013/0078839 A1 3/2013 Musk et al.
 2013/0229072 A1 9/2013 Matsuda
 2014/0187107 A1 7/2014 Gemin et al.
 2014/0273571 A1 9/2014 Iyer et al.
 2014/0377990 A1 12/2014 Sailer et al.
 2015/0017841 A1 1/2015 Chen
 2015/0077040 A1 3/2015 Longdon et al.
 2015/0130421 A1 5/2015 Bevilacqua, III
 2015/0325961 A1 11/2015 Blakborn
 2015/0340806 A1 11/2015 Ilkhanov et al.
 2015/0357692 A1 12/2015 Piggott et al.
 2015/0372279 A1 12/2015 Li
 2016/0111831 A1 4/2016 Kawai et al.
 2016/0114692 A1 4/2016 Tripathi et al.
 2016/0126679 A1 5/2016 Kim et al.
 2016/0248192 A1 8/2016 Hamada
 2017/0279210 A1 9/2017 Kraemer et al.
 2018/0019535 A1 1/2018 Uenosono et al.
 2018/0029681 A1 2/2018 Gil
 2018/0048091 A1 2/2018 Kawai et al.
 2019/0148876 A1* 5/2019 Milroy H01R 13/5221
 439/522

FOREIGN PATENT DOCUMENTS

EP 2372828 10/2011
 JP 2005162055 6/2005
 WO WO-2014021841 2/2014

OTHER PUBLICATIONS

Nitrofreeze “Shrink Fitting,” <https://web.archive.org/web/20160724183319/http://nitrofreeze.com/services/custom-cryogenic-processing/shrink-fitting/>, Jul. 24, 2016, 3 pages.

* cited by examiner

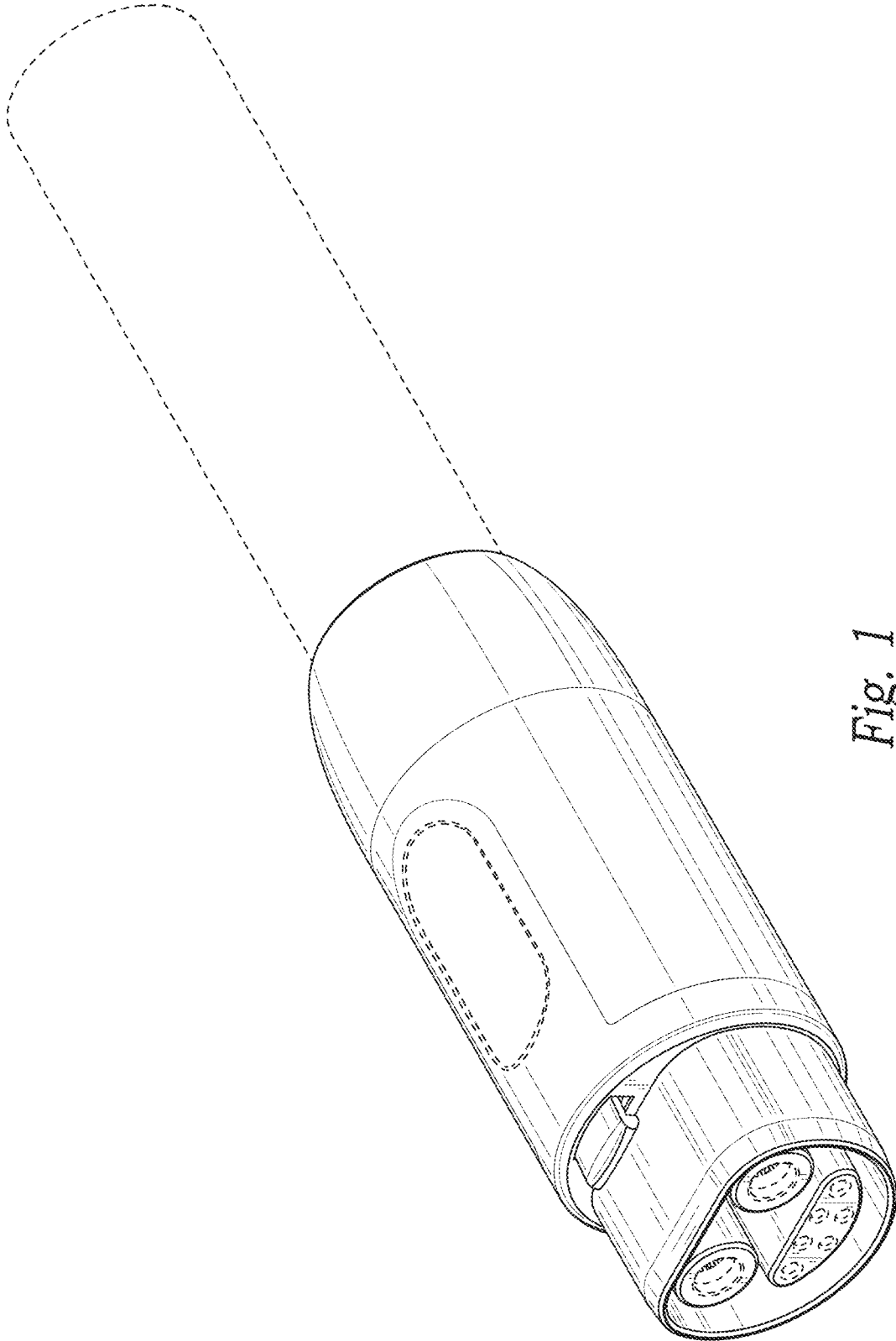


Fig. 1

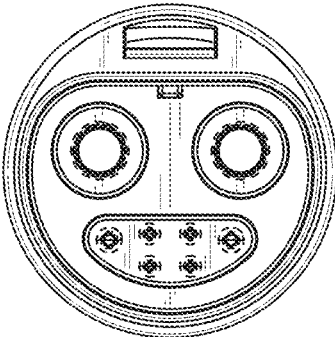


Fig. 2

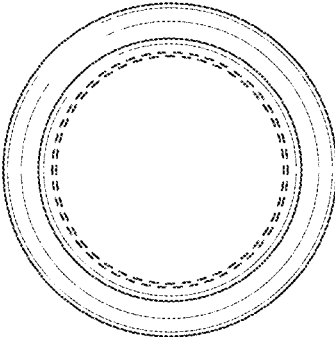


Fig. 3

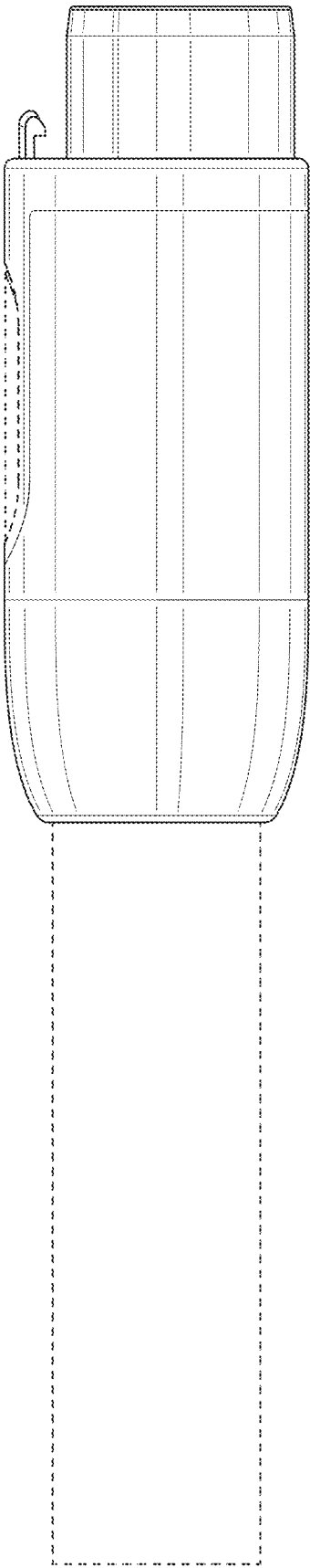


Fig. 4

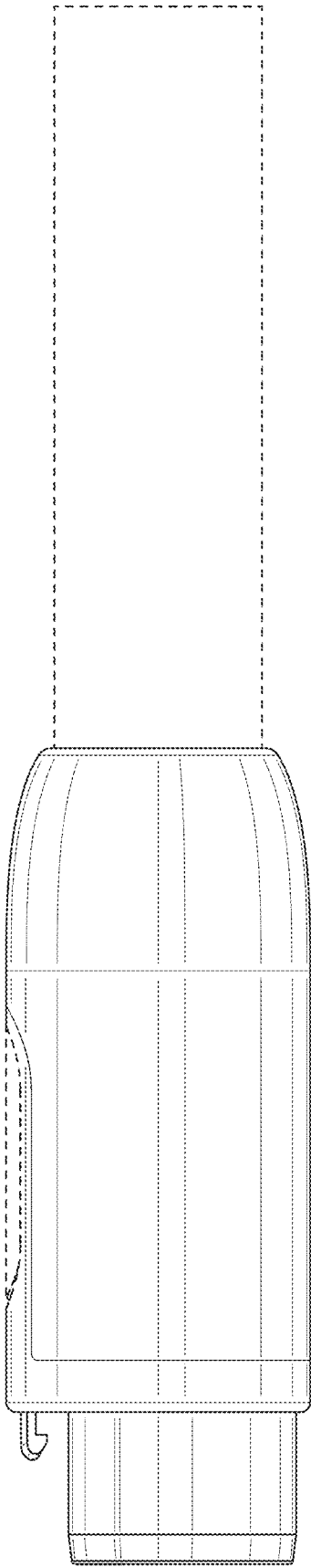


Fig. 5

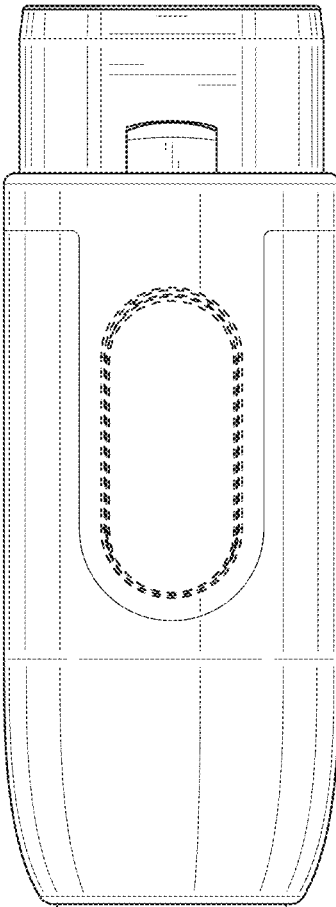


Fig. 6

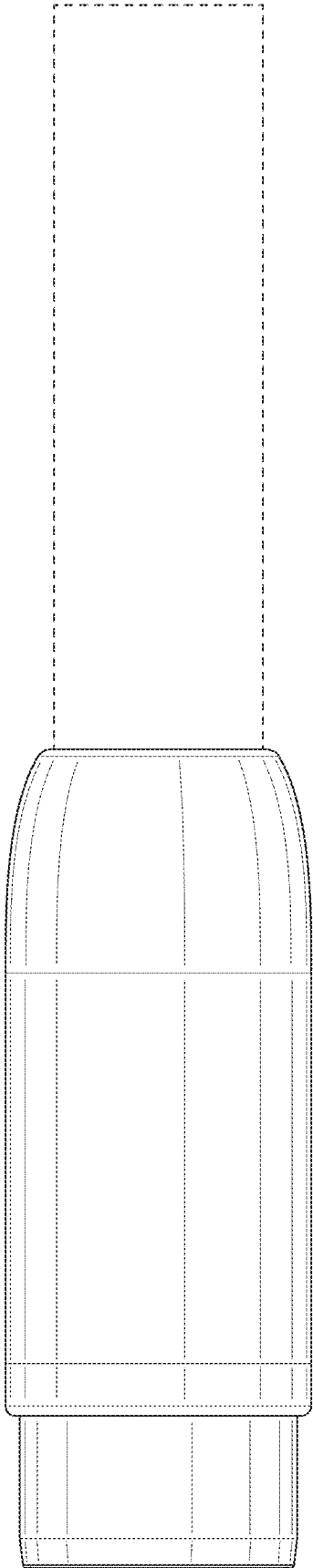


Fig. 7