



(12) **United States Design Patent**
Chen et al.

(10) **Patent No.:** **US D869,064 S**
(45) **Date of Patent:** **** Dec. 3, 2019**

(54) **LED LENS**

(56) **References Cited**

(71) Applicant: **HANGZHOU HPWINNER OPTO CORPORATION**, Hangzhou, Zhejiang Province (CN)

U.S. PATENT DOCUMENTS

(72) Inventors: **Kai Chen**, Hangzhou (CN); **Jianming Huang**, Hangzhou (CN)

D437,070 S *	1/2001 Swensson	D26/59
D529,203 S *	9/2006 Nagai	D26/1
D614,336 S *	4/2010 Zheng	D26/71
D640,822 S *	6/2011 Wildner	D26/89
D678,582 S *	3/2013 Du	D26/71
D700,987 S *	3/2014 Nepple	D26/120
D737,501 S *	8/2015 Chen	D26/120
D744,156 S *	11/2015 Kjaergaard Tøft	D26/120
D751,240 S *	3/2016 Wilcox	D26/118
D768,888 S *	10/2016 Tan	D13/180
D784,574 S *	4/2017 Wang	D13/180
D790,085 S *	6/2017 Goltche	D26/1
D792,011 S *	7/2017 Bobel	D26/71
D822,261 S *	7/2018 Demuynck	D26/92
D831,883 S *	10/2018 Goltche	D26/139
D838,027 S *	1/2019 Bobel	D26/71
D841,219 S *	2/2019 Chen	D26/85

(73) Assignee: **Hangzhou Hpwinner Opto Corporation**, Hangzhou, Zhejiang Province (CN)

(**) Term: **15 Years**

(21) Appl. No.: **29/646,715**

(22) Filed: **May 7, 2018**

(30) **Foreign Application Priority Data**

Nov. 7, 2017 (CN) 2017 3 0544819

(51) **LOC (12) Cl.** **26-05**

(52) **U.S. Cl.**
USPC **D26/120**

(58) **Field of Classification Search**
USPC D26/1, 59, 71, 74, 76, 85, 87, 90, 118, D26/139; D23/377, 379, 411; 362/147, 362/148, 317, 325, 335, 338, 351, 362, 362/365, 435-456, 479, 483, 488, 490, 362/800

CPC F21S 8/00; F21S 8/04; F21S 8/026; F21S 41/19; F21S 43/14; F21S 43/19; F21S 43/20; F21S 43/26; F21S 43/235; F21S 43/236; F21V 11/02; F21V 11/06; F21V 11/08; F21V 1/00; F21V 1/14; F21V 1/143; F21V 3/00; F21V 3/049; F21V 3/0615; F21V 3/0625; F21V 5/00; F21V 5/04; F21V 5/08; F21V 5/043; F21V 5/045; F21V 21/02; F21V 21/04

See application file for complete search history.

(Continued)

Primary Examiner — Wan Laymon

Assistant Examiner — Clint A Samuel

(74) *Attorney, Agent, or Firm* — Muncy, Geissler, Olds & Lowe, P.C.

(57) **CLAIM**

The ornamental design for an LED lens, as shown and described.

DESCRIPTION

FIG. 1 is a front elevational view of an LED lens showing our new design;

FIG. 2 is a rear elevational view thereof;

FIG. 3 is a top plan view thereof;

FIG. 4 is a bottom plan view thereof;

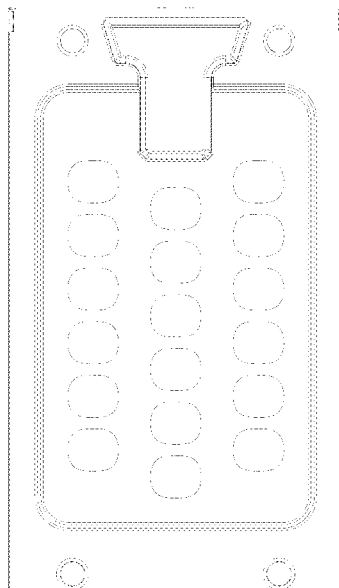
FIG. 5 is a left side view thereof;

FIG. 6 is a right side view thereof;

FIG. 7 is a front, right perspective view thereof; and,

FIG. 8 is front, left, top perspective view thereof.

1 Claim, 8 Drawing Sheets



(56)

References Cited

U.S. PATENT DOCUMENTS

2005/0094414 A1* 5/2005 Ishida F21S 41/147
362/545
2010/0032693 A1* 2/2010 Sugiura H01L 33/60
257/88
2011/0157891 A1* 6/2011 Davis B29C 45/14467
362/244
2012/0307504 A1* 12/2012 Chou F21V 5/007
362/351
2013/0039054 A1* 2/2013 Yang F21V 5/04
362/234
2014/0268762 A1* 9/2014 Raleigh F21V 5/04
362/244
2015/0153033 A1* 6/2015 Kuo F21K 9/00
362/311.02
2017/0167713 A1* 6/2017 Hong F21V 29/74
2018/0266652 A1* 9/2018 Dedick F21V 3/0625

* cited by examiner

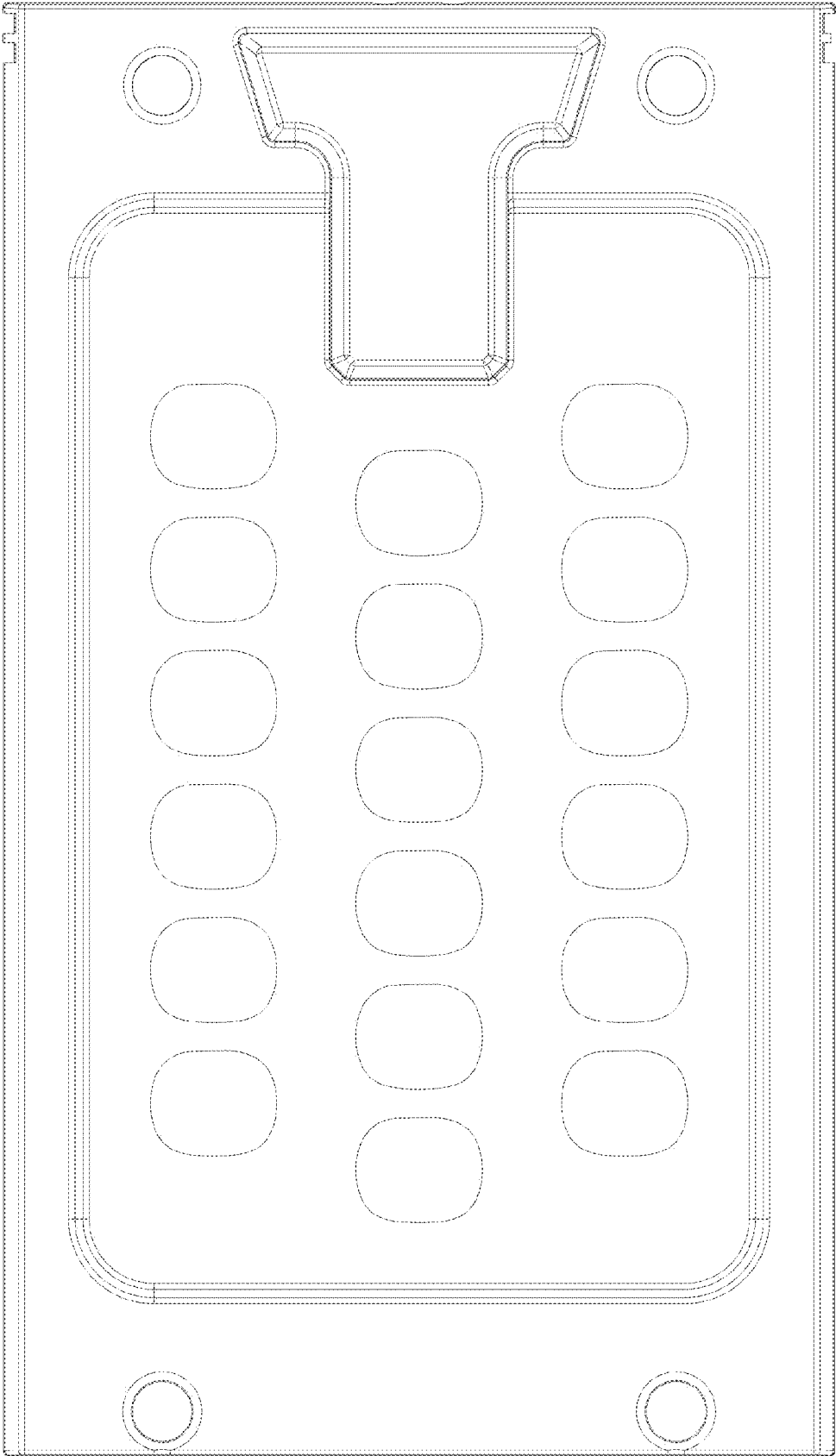


FIG. 1




FIG. 2

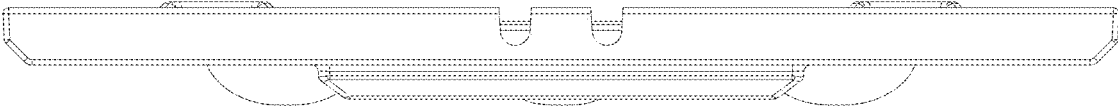


FIG.3

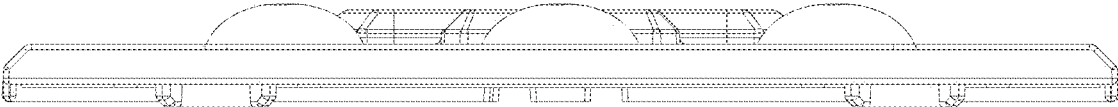


FIG. 4




FIG. 5

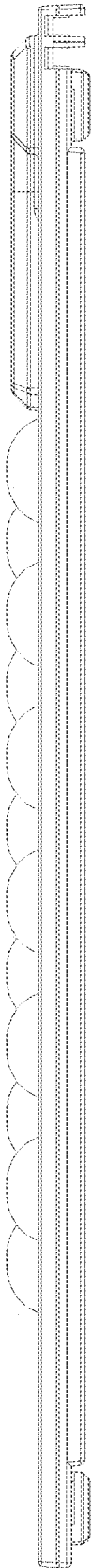


FIG. 6

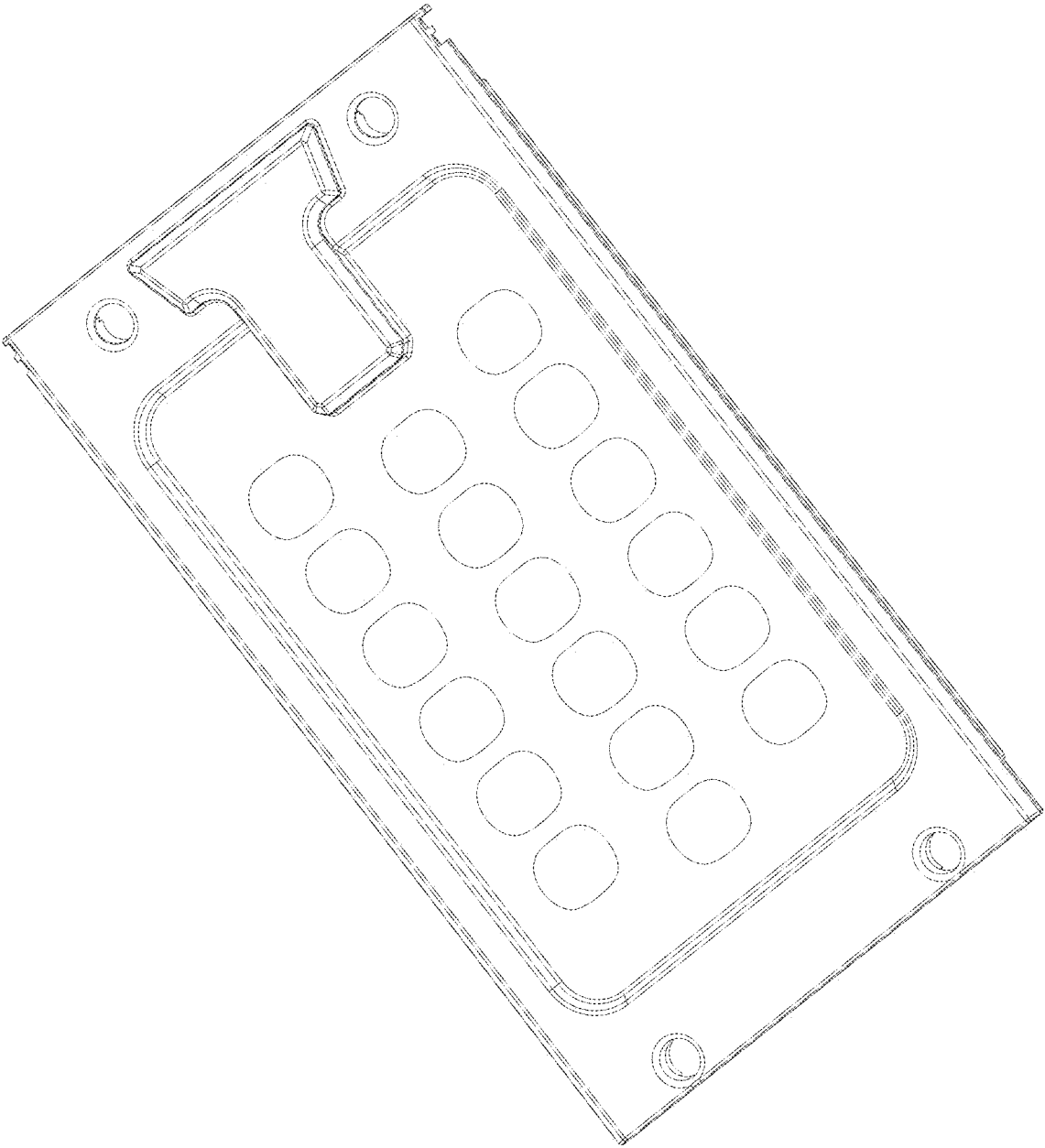


FIG. 7

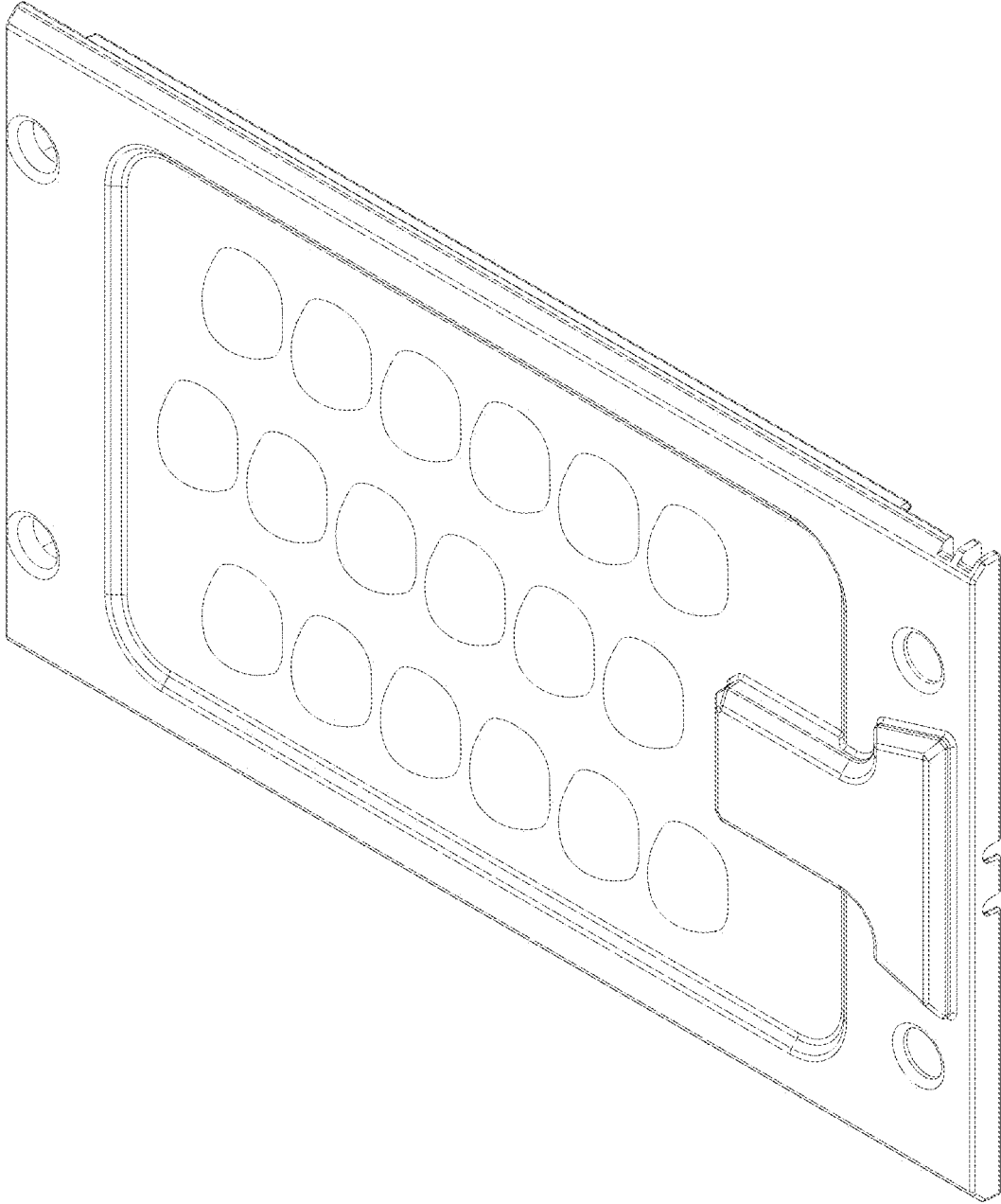


FIG. 8