



US00D894744S

(12) **United States Design Patent**  
**Shmueli et al.**

(10) **Patent No.:** **US D894,744 S**

(45) **Date of Patent:** **\*\* Sep. 1, 2020**

- (54) **BOTTLE**
- (71) Applicant: **ADAMA Agan Ltd.**, Ashdod (IL)
- (72) Inventors: **Eyal Shmueli**, Kfar-Saba (IL); **Rina Alima**, Kfar-Saba (IL)
- (73) Assignee: **ADAMA AGAN LTD.**, Ashdod (IL)
- (\*\*) Term: **15 Years**

7,252,205 B2 *	8/2007	Roubal	.....	B65D 23/10	215/398
D660,163 S *	5/2012	Miller	.....	D9/528	
D785,456 S	5/2017	Clemence			
D785,457 S *	5/2017	Clemence	.....	D9/528	
D821,881 S *	7/2018	Clemence	.....	D9/528	
D828,168 S *	9/2018	Cowan-Hughes	.....	D9/528	
D828,169 S *	9/2018	Cowan-Hughes	.....	D9/528	
D832,108 S *	10/2018	Clemence	.....	D9/528	
D839,098 S *	1/2019	Chung	.....	D9/528	

(Continued)

- (21) Appl. No.: **29/678,806**
- (22) Filed: **Jan. 31, 2019**

**Related U.S. Application Data**

- (63) Continuation-in-part of application No. 29/658,756, filed on Aug. 2, 2018.
- (51) **LOC (12) Cl.** ..... **09-01**
- (52) **U.S. Cl.**  
USPC ..... **D9/528**
- (58) **Field of Classification Search**  
USPC ..... D9/434, 516, 523, 527-528, 530-531, D9/543, 563, 565, 567, 575, 715, 719; D15/152; D23/211.1, 211.2  
CPC ..... B65D 1/00; B65D 1/02; B65D 1/0223; B65D 1/0261; B65D 1/0284; B65D 1/44; B65D 23/00; B65D 23/10; B65D 23/102; B65D 2501/00; B65D 2501/0009; B65D 2501/081  
See application file for complete search history.

(56) **References Cited**

**U.S. PATENT DOCUMENTS**

D329,595 S *	9/1992	Kung	.....	D9/520
D346,331 S	4/1994	Jaramillo		
D358,991 S	6/1995	Bridger		
D501,406 S *	2/2005	Dorn	.....	D9/528
D514,941 S *	2/2006	Darr	.....	D9/523
D521,870 S *	5/2006	Miller	.....	D9/528

**FOREIGN PATENT DOCUMENTS**

CN	301243809 S	6/2010
CN	301243810 S	6/2010
CN	302701209 S	1/2014

(Continued)

*Primary Examiner* — Dana Meyrow

(74) *Attorney, Agent, or Firm* — Cooper & Dunham LLP

(57) **CLAIM**


We claim the ornamental design for a bottle, as shown and described.

**DESCRIPTION**

FIG. 1 is a rear perspective view of a bottle in accordance with the invention;  
 FIG. 2 is a front elevational view of the bottle of FIG. 1;  
 FIG. 3 is a rear elevational view of the bottle of FIG. 1;  
 FIG. 4 is a right side elevational view of the bottle of FIG. 1;  
 FIG. 5 is a left side elevational view of the bottle of FIG. 1;  
 FIG. 6 is a top view of the bottle of FIG. 1; and,  
 FIG. 7 is a bottom view of the bottle of FIG. 1.

The broken lines in the drawings including the repeating circular details on the bottle handle and around the base of the bottle illustrate the portions of the bottle that form no part of the claimed design.

**1 Claim, 7 Drawing Sheets**



(56)

**References Cited**

U.S. PATENT DOCUMENTS

D842,114 S \* 3/2019 Bradley ..... D9/528  
D852,633 S \* 7/2019 Bradley ..... D9/528

FOREIGN PATENT DOCUMENTS

CN 303237745 S 6/2015  
CN 303463656 S 11/2015  
CN 303945511 11/2016  
CN 304208382 S 7/2017  
CN 304291337 9/2017  
DE M9101274-0001 2/1991  
DE 001042766-0001 11/2008  
DE 001739293-0001 8/2010  
DE 002139261-0001 11/2012  
DE 002560383-0002 10/2014

\* cited by examiner

FIG. 1

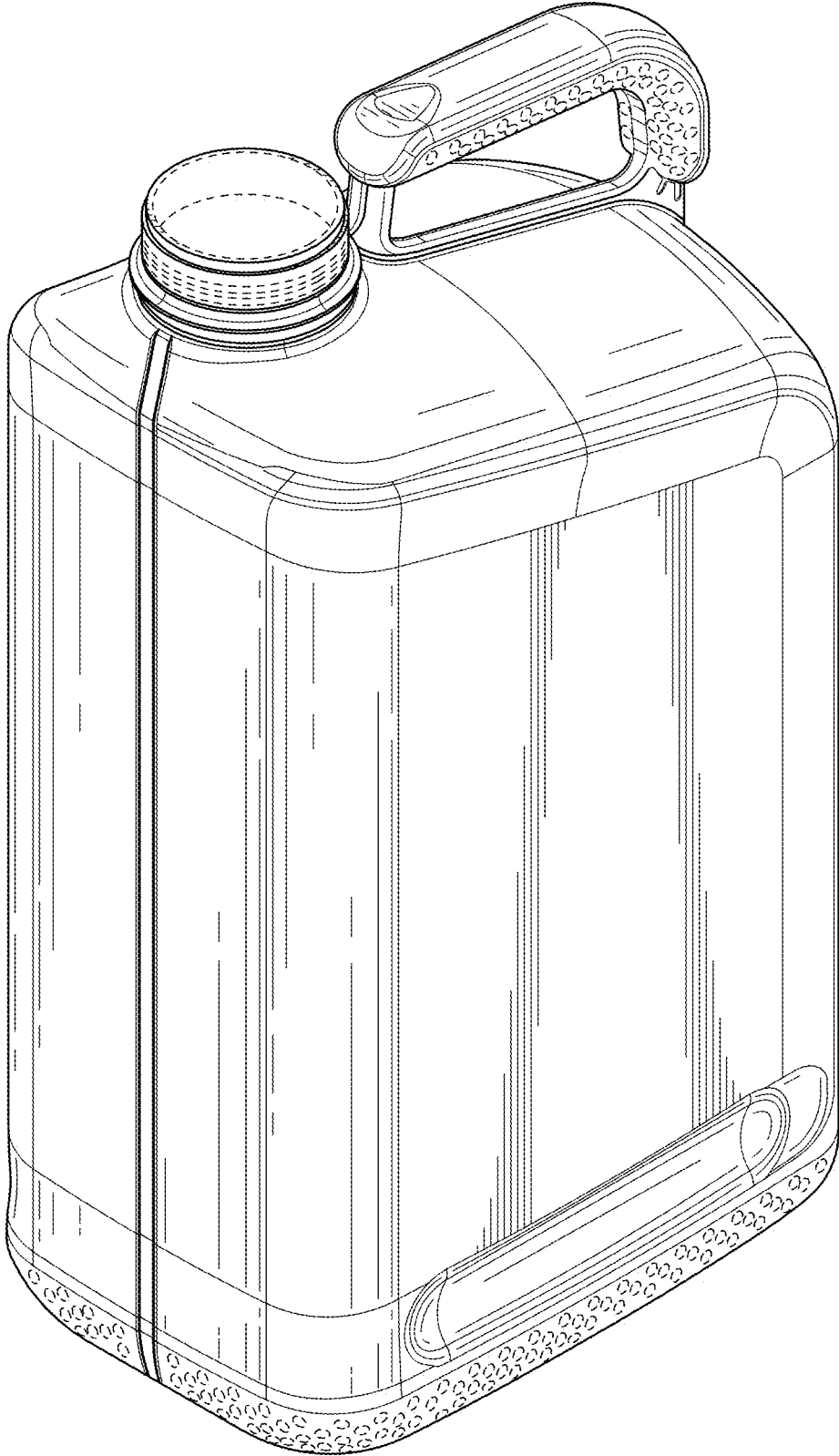


FIG. 2




FIG. 3

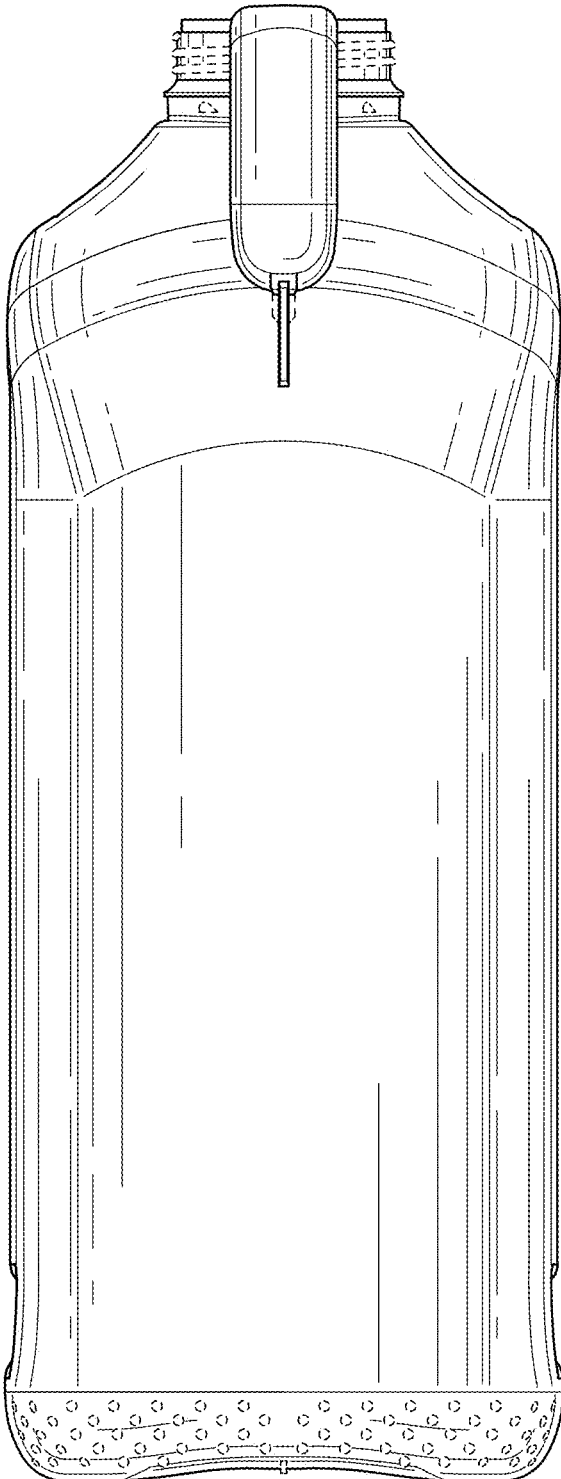


FIG. 4

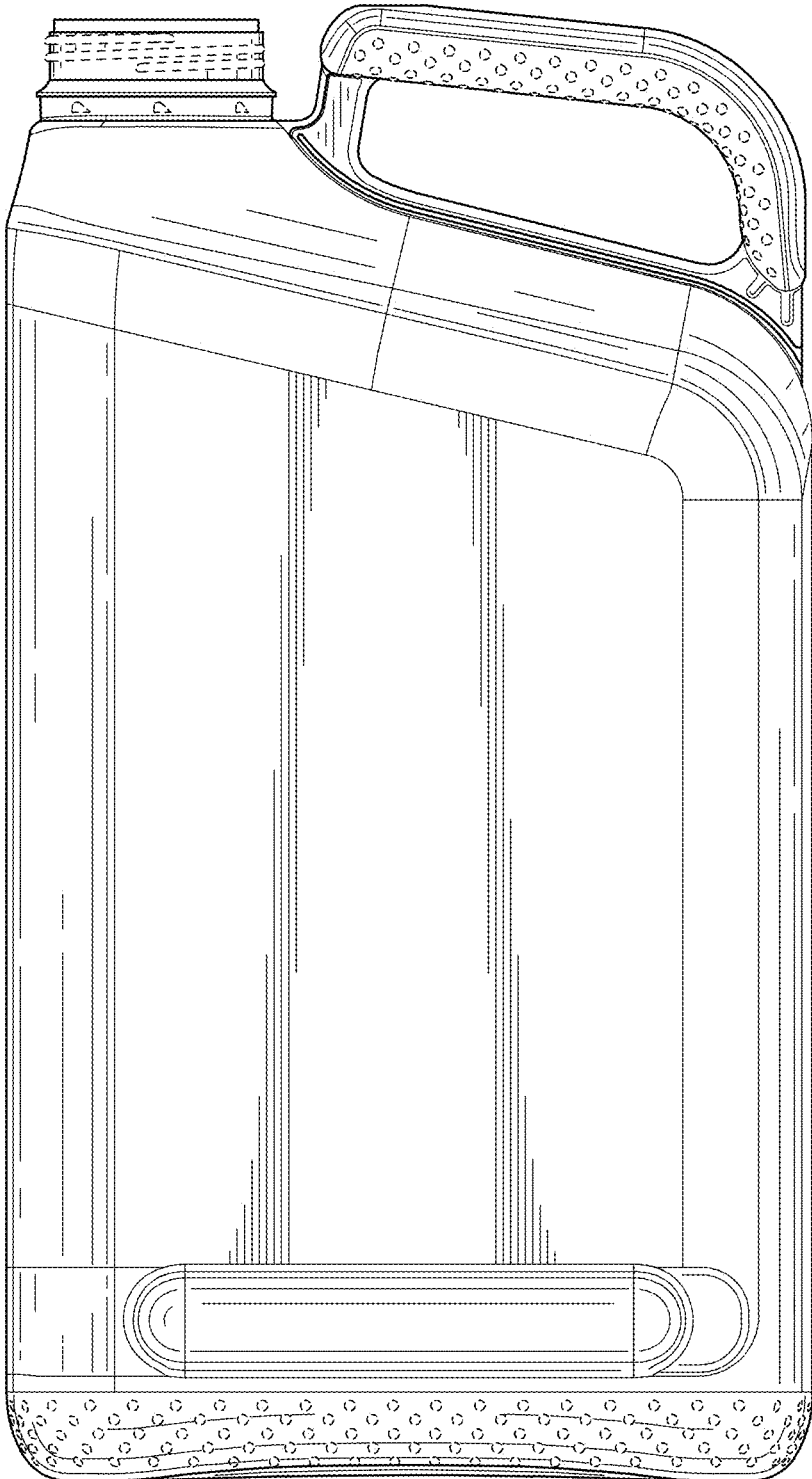


FIG. 5

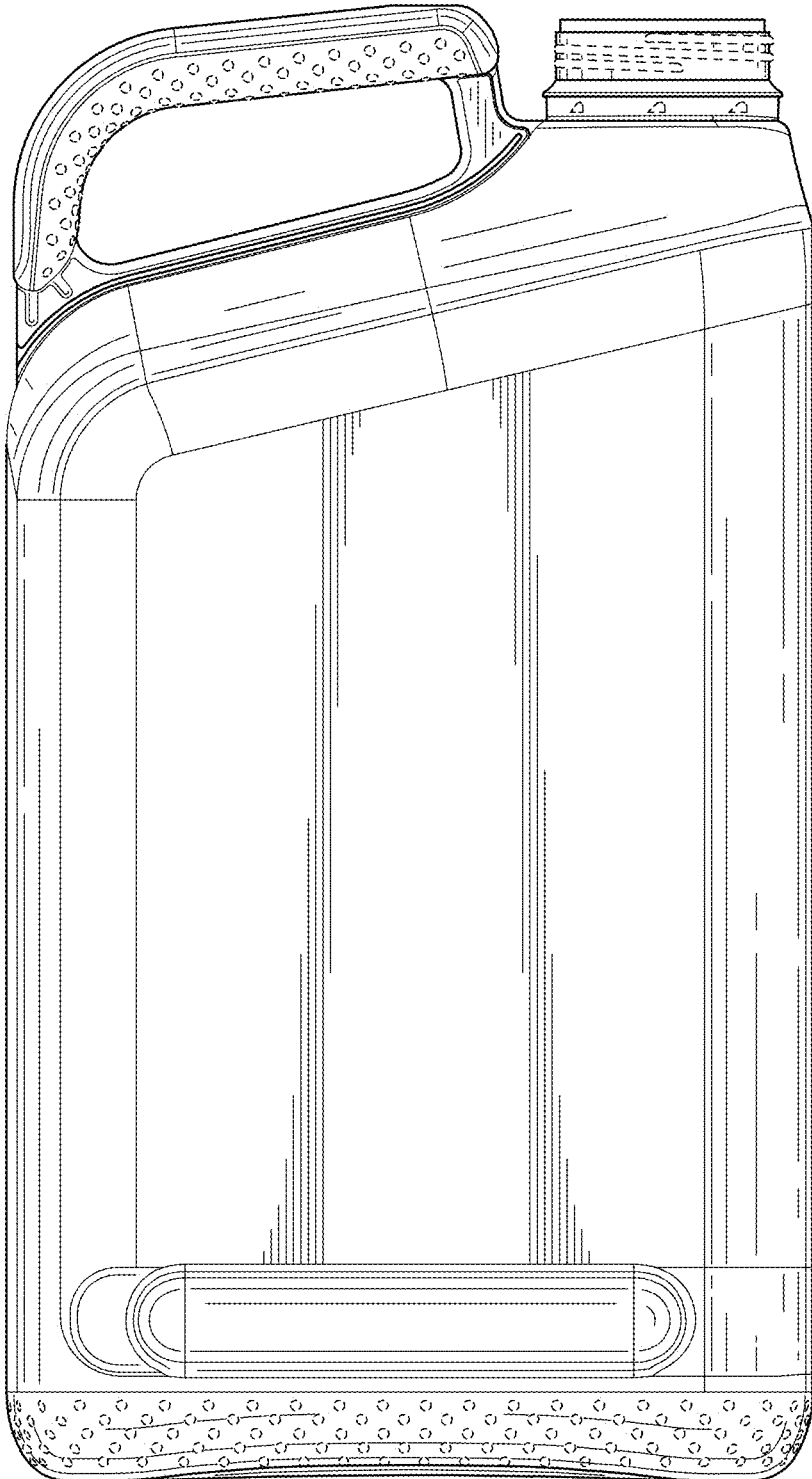


FIG. 6

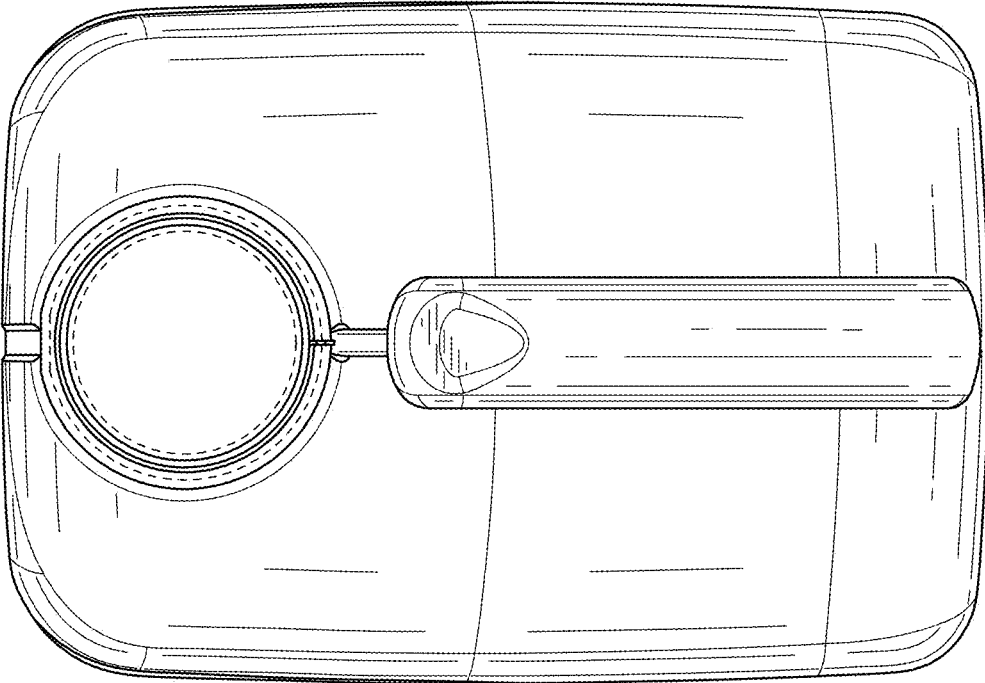




FIG. 7

