



US00D655281S

(12) **United States Design Patent**  
**Turocy**

(10) **Patent No.:** **US D655,281 S**

(45) **Date of Patent:** **\*\* Mar. 6, 2012**

(54) **MOBILE DEVICE CASE**

D646,264 S \* 10/2011 Dong ..... D14/250  
D647,084 S \* 10/2011 Fathollahi ..... D14/250

(75) Inventor: **Erik Turocy**, Columbus, OH (US)

\* cited by examiner

(73) Assignee: **A.G. Findings & Mfg. Co., Inc.**, Fort  
Lauderdale, FL (US)

*Primary Examiner* — Susan Bennett Hattan  
*Assistant Examiner* — Barbara B Lohr

(\*\*) Term: **14 Years**

(74) *Attorney, Agent, or Firm* — Christopher & Weisberg,  
P.A.

(21) Appl. No.: **29/365,638**

(57) **CLAIM**

The ornamental design for a mobile device case, as shown.

(22) Filed: **Jul. 13, 2010**

**DESCRIPTION**

(51) **LOC (9) Cl.** ..... **14-03**

(52) **U.S. Cl.** ..... **D14/250**

(58) **Field of Classification Search** ..... D14/203.7,  
D14/217, 250, 251, 253, 432, 440, 447, 496;  
D3/201, 215, 218, 269, 294; D13/103; 220/4.02;  
224/191, 240, 241, 682, 683

FIG. 1 is front perspective view of the mobile device case of  
the present invention;  
FIG. 2 is a rear perspective view thereof;  
FIG. 3 is a front view thereof;  
FIG. 4 is a rear view thereof;  
FIG. 5 is a left side view thereof;  
FIG. 6 is a right side view thereof;  
FIG. 7 is a top view thereof; and  
FIG. 8 is a bottom view thereof.

See application file for complete search history.


The broken lines in the drawing depict environmental subject  
matter only and form no part of the claimed design.

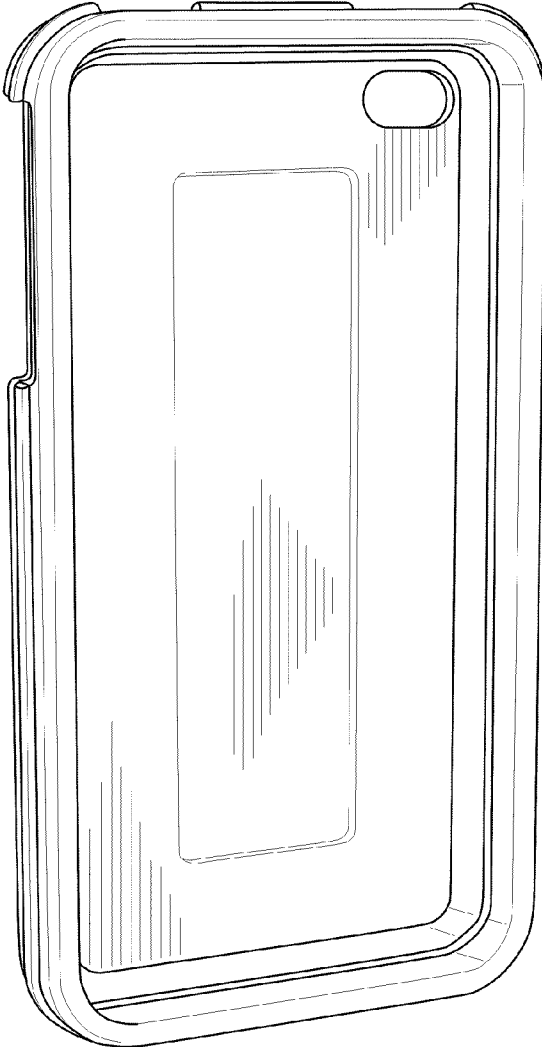
(56) **References Cited**

U.S. PATENT DOCUMENTS

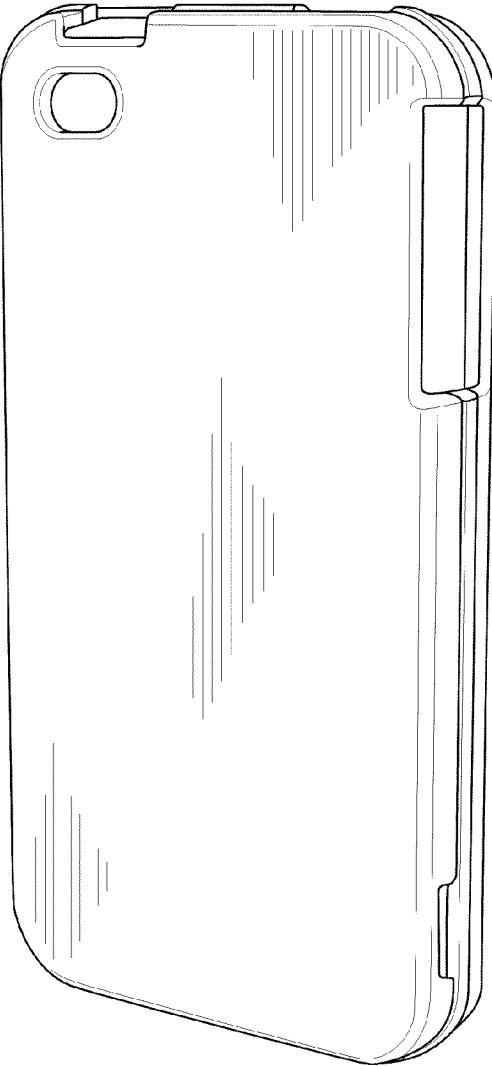
D644,218 S \* 8/2011 Akana et al. .... D14/250  
D644,636 S \* 9/2011 Richardson et al. .... D14/250  
D644,639 S \* 9/2011 Weller et al. .... D14/250

**1 Claim, 5 Drawing Sheets**

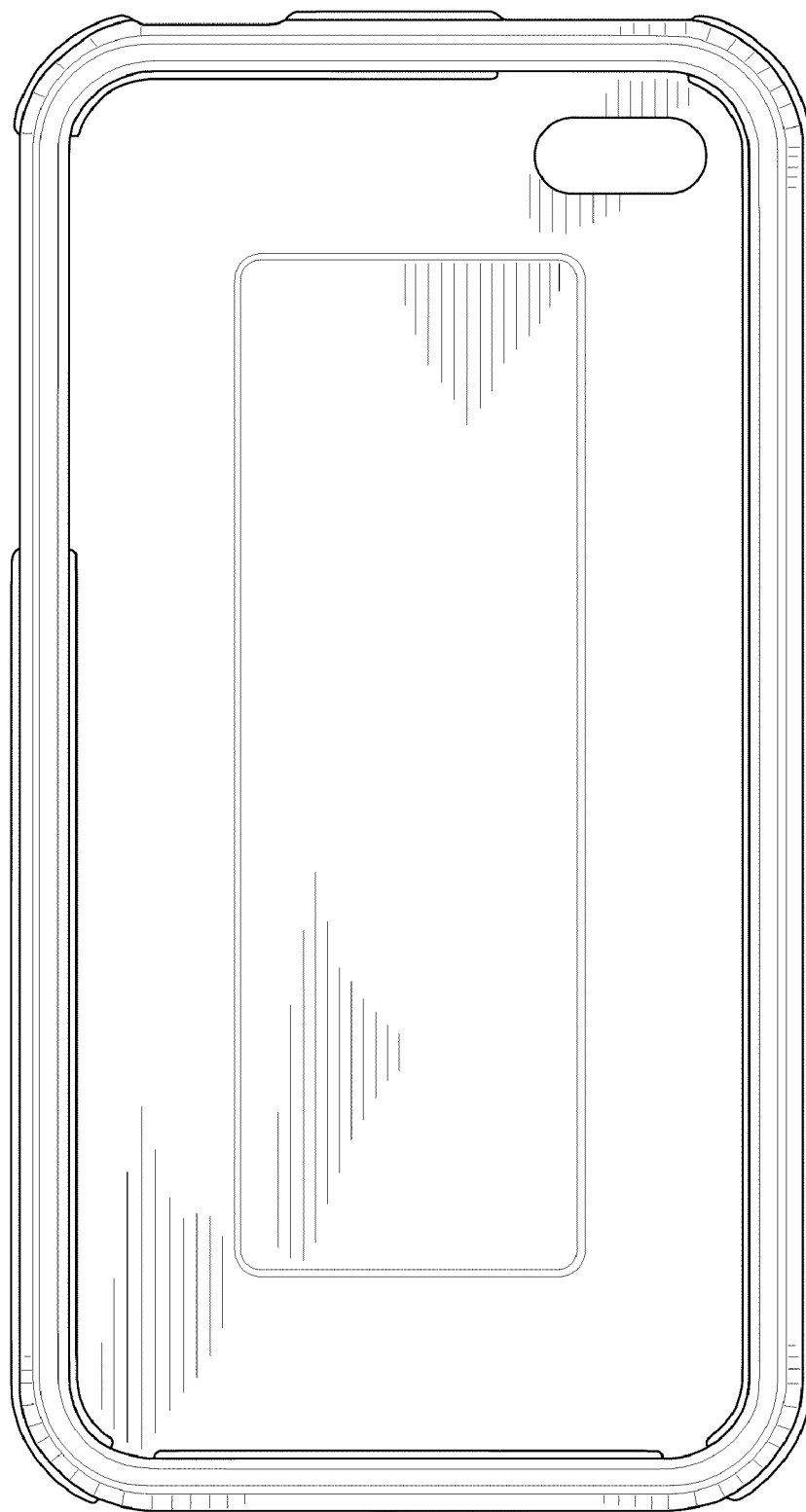





**FIG. 1**



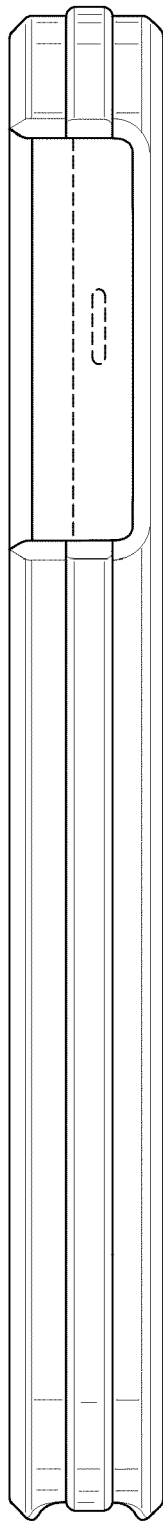
**FIG. 2**



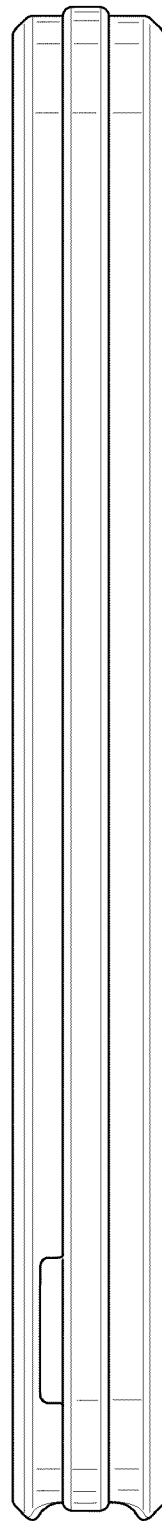
**FIG. 3**



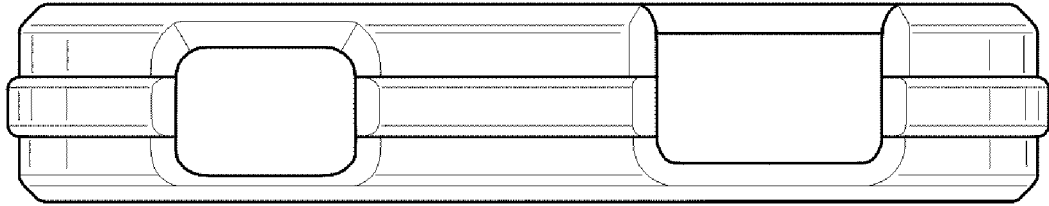
**FIG. 4**



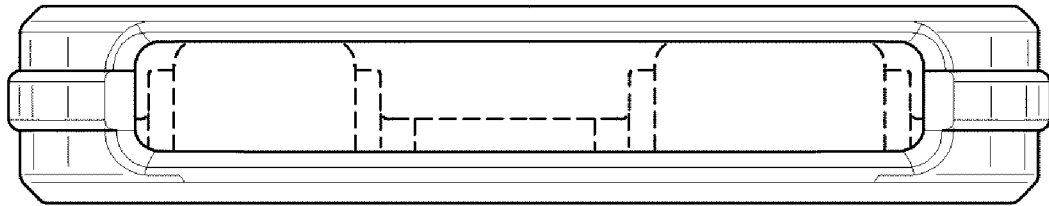
**FIG. 5**



**FIG. 6**



**FIG. 7**



**FIG. 8**