

(12) INTERNATIONAL APPLICATION PUBLISHED UNDER THE PATENT COOPERATION TREATY (PCT)

(19) World Intellectual Property
Organization

International Bureau

(43) International Publication Date
14 December 2017 (14.12.2017)



(10) International Publication Number
WO 2017/214491 A1

(51) International Patent Classification:

A61C 5/08 (2006.01)

(21) International Application Number:

PCT/US2017/036728

(22) International Filing Date:

09 June 2017 (09.06.2017)

(25) Filing Language:

English

(26) Publication Language:

English

(30) Priority Data:

62/347,700	09 June 2016 (09.06.2016)	US
62/349,274	13 June 2016 (13.06.2016)	US
62/477,695	28 March 2017 (28.03.2017)	US

(71) Applicant: **BLINKBIO, INC.** [US/US]; c/o The Scripps Research Institute, 130 Scripps Way, Jupiter, FL 33458 (US).

(72) Inventors: **WANNER, Jutta**; 227 Oleander Ave, Palm Beach, FL 33480 (US). **NGUYEN, Hanh, Nho**; 132 Stonebriar Blvd., Jupiter, FL 33458 (US). **WERNER, Douglas, S.**; 312 Bamboo Road, West Palm Beach, FL 33404 (US). **OFORI, Leslie, Odamé**; 500 W Whitney Dr., Jupiter, FL 33458 (US).

(74) Agent: **KAVANAUGH, Theresa, C.** et al.; Goodwin Procter LLP, 100 Northern Avenue, Boston, MA 02210 (US).

(81) Designated States (unless otherwise indicated, for every kind of national protection available): AE, AG, AL, AM, AO, AT, AU, AZ, BA, BB, BG, BH, BN, BR, BW, BY, BZ, CA, CH, CL, CN, CO, CR, CU, CZ, DE, DJ, DK, DM, DO, DZ, EC, EE, EG, ES, FI, GB, GD, GE, GH, GM, GT, HN, HR, HU, ID, IL, IN, IR, IS, JO, JP, KE, KG, KH, KN, KP, KR, KW, KZ, LA, LC, LK, LR, LS, LU, LY, MA, MD, ME, MG, MK, MN, MW, MX, MY, MZ, NA, NG, NI, NO, NZ, OM, PA, PE, PG, PH, PL, PT, QA, RO, RS, RU, RW, SA, SC, SD, SE, SG, SK, SL, SM, ST, SV, SY, TH, TJ, TM, TN, TR, TT, TZ, UA, UG, US, UZ, VC, VN, ZA, ZM, ZW.

(84) Designated States (unless otherwise indicated, for every kind of regional protection available): ARIPO (BW, GH, GM, KE, LR, LS, MW, MZ, NA, RW, SD, SL, ST, SZ, TZ, UG, ZM, ZW), Eurasian (AM, AZ, BY, KG, KZ, RU, TJ, TM), European (AL, AT, BE, BG, CH, CY, CZ, DE, DK, EE, ES, FI, FR, GB, GR, HR, HU, IE, IS, IT, LT, LU, LV, MC, MK, MT, NL, NO, PL, PT, RO, RS, SE, SI, SK, SM, TR), OAPI (BF, BJ, CF, CG, CI, CM, GA, GN, GQ, GW, KM, ML, MR, NE, SN, TD, TG).

Published:

— with international search report (Art. 21(3))

(54) Title: SILANOL BASED THERAPEUTIC PAYLOADS

(57) Abstract: Described herein in part are silanol based therapeutic payloads comprising a silanol terminus, a divalent spacer moiety, and a drug moiety capable of effecting a target cell or tissue.

WO 2017/214491 A1

SILANOL BASED THERAPEUTIC PAYLOADS

CROSS REFERENCE TO RELATED APPLICATION

[0001] This application claims the benefit of, and priority to, U.S. provisional application serial numbers 62/477,695, filed on March 28, 2017; 62/349,274, filed on June 13, 5 2016; and 62/347,700, filed on June 9, 2016; the contents of each of which are hereby incorporated by reference herein in their entirety.

BACKGROUND

[0002] Devices and methods for delivery of desired components to a site of interest remain a growing need. A variety of methods and routes of administration have been 10 developed to deliver pharmaceuticals or diagnostics, such as small molecular drugs, imaging agents and/or other biologically active compounds (e.g., peptides, hormones, proteins, and enzymes) and many routes of administration are known for delivering desired pharmaceuticals to a patient. However, as greater knowledge is learned regarding toxicity of drugs and the ability to elicit specific responses by delivery of a pharmaceutical only to a specific portion of 15 the body, controlled release of pharmaceuticals after their administration has become a highly important area of research.

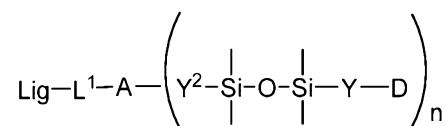
[0003] For example, the therapeutic efficacy of active agents is often limited by the inability to selectively deliver the drugs to the cell, e.g., most of the currently available anticancer drugs are highly cytotoxic and can kill normal cells along with cancerous cells. 20 Thus, when high doses of drugs are used, there can be severe side effects. As a result, most of the currently used anticancer drugs have a rather limited therapeutic index. Such a limit on dosage can prevent complete eradication of cancer cells in a patient, and may lead to recurrence of the cancer in many patients. The limit in dosage can also predispose the recurring cancer to drug resistance, thus worsening the prognosis for the patient.

25 [0004] More generally, technologies which can specifically deliver drugs to affected tissues in diseases involving viral, bacterial, inflammatory, metabolic, and neurologic imbalances represent an important therapeutic breakthrough. Often, therapeutics for these

diseases very strictly requires a large therapeutic window to be considered for clinical study. Introduction of moieties which deliver these therapeutics directly and specifically to the diseased tissues or to the disease-causing agents lowers the specificity requirements of the therapeutic itself. Accordingly, there is an ongoing need for new therapeutic approaches that permit the selective delivery of active agents to diseased cells, thereby providing improved therapeutic indices.

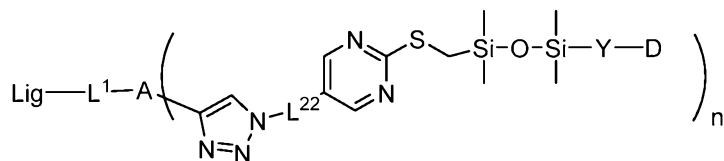
SUMMARY

[0005] The present disclosure provides, for example, a method of delivering a therapeutically effective amount of a silanol drug moiety to a patient in need thereof, comprising administering to the patient a drug conjugate represented by:



wherein Lig, L¹, A, Y², Y, D, and n are defined herein. For example, the drug conjugate may release the silanol drug moiety in a pH dependent fashion.

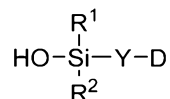
[0006] In some embodiments, for example, a disclosed drug conjugate may be represented by:



wherein Lig, L¹, A, L²², Y, D and n are defined herein.

[0007] The present disclosure also provides, for example, silanol based therapeutics (e.g., a therapeutic payload) that may be used, for example, as part of a drug conjugate that can include for example, a targeting moiety, and a disclosed silanol based compound. For example, provided herein are compounds that include a silanol moiety (e.g., a silanol terminus that may be used as a basis of a drug-target conjugate) and a therapeutic or drug moiety. In an embodiment, provided herein is a therapeutic agent that includes a) a silanol moiety bound directly or via a linker, to a drug moiety (e.g., capable of effecting a target cell or tissue) and/or b) a silanol moiety that replaces one or more carbons or heteroatoms of an existing therapeutic agent, thereby facilitating e.g., a drug conjugate.

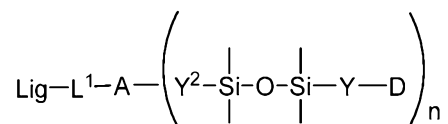
[0008] For example, provided herein is a therapeutic agent that includes a silanol terminus, and optionally divalent spacer moiety, and a drug moiety, for example, a silanol based payload represented by the formula:



5 and pharmaceutically acceptable salts, cocrystals, stereoisomers, metabolites, tautomers, solvates, and hydrates thereof, wherein R^1 , R^2 , Y, and D are defined herein.

DETAILED DESCRIPTION

[0009] The present disclosure is directed, at least in part, toward methods of delivering a therapeutically effective amount of a silanol drug moiety to a patient in need thereof,
10 comprising administering to the patient a drug conjugate represented by:



wherein

Lig is a targeting moiety;

L^1 is a linker moiety;

15 A is an adaptor moiety or a bond;

Y^2 is represented by L^{22} or $-\text{BO}-\text{L}^{22}-\text{SL}-$, wherein BO is a bond or is a fused biorthogonal linker moiety, L^{22} is a second linker moiety, and SL is an optional catalytic moiety;

n is 1, 2, 3, 4, 5, 6 or 7;

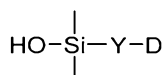
20 Y is a divalent spacer moiety; and

D, for each occurrence, is a drug moiety that effects a target cell or tissue.

[0010] In some embodiments, Lig, for example, may be for example, a small molecule moiety, a peptide, an antibody, an antibody fragment, a peptide and/or a carbohydrate.

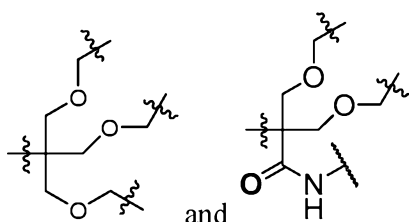
[0011] In some embodiments, the drug conjugate may release the silanol drug moiety in
25 a pH dependent fashion.

[0012] In certain embodiments, the silanol drug moiety may, for example, be represented by:



[0013] In an embodiment, SL may be chosen to release the silanol drug moiety from the conjugated at pH less than about 7 or greater than about 7.5 at 25 °C or 37 °C.

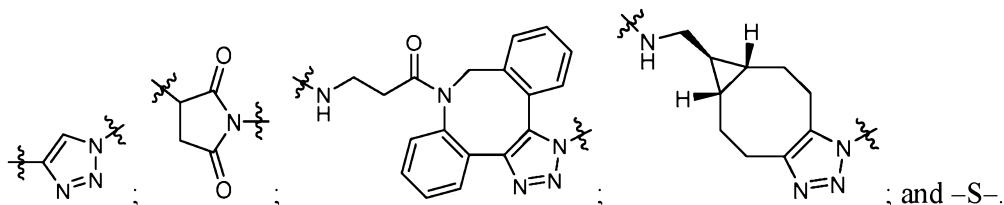
[0014] In certain embodiments, A may be selected, for example, from the group



consisting of a bond,

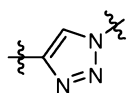
and

[0015] In certain other embodiments, BO may be selected, for example, from the group consisting of:



10

[0016] For example, BO may be:



[0017] In some embodiments, L²² may be selected, for example, from the group consisting of: $-(\text{CH}_2-\text{CH}_2-\text{O})_s-$, $-(\text{OCH}_2-\text{CH}_2)_s-$, $-(\text{CH}_2-\text{CH}_2-\text{O})_s-(\text{CH}_2)_i-$, $-(\text{CH}_2)_i-(\text{OCH}_2-\text{CH}_2)_s-$, and C₁₋₆alkylene; wherein s is 0 to 10 for each occurrence; and i is 1, 2, or 3.

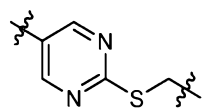
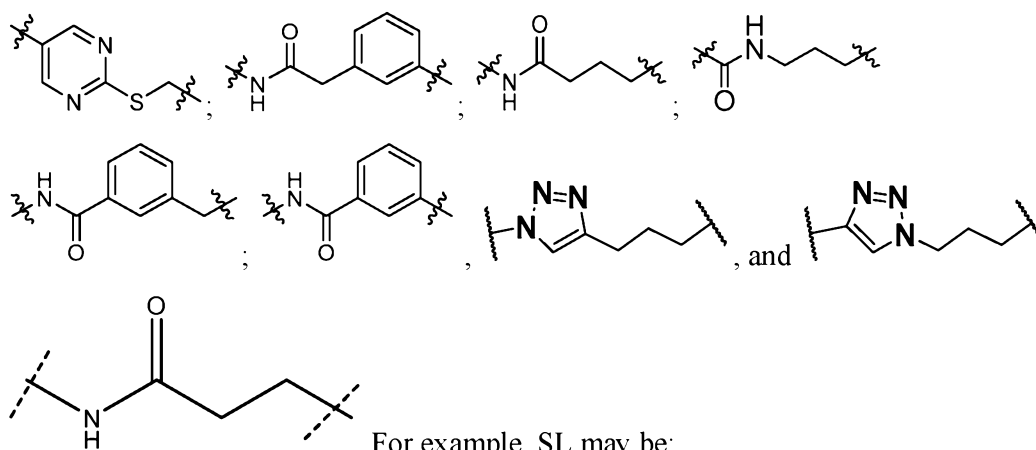
15

[0018] In certain embodiments, SL may be selected, for example, from the group consisting of $-\text{NR}^Y-\text{C}(\text{O})-(\text{CH}_2)_j-\text{phenyl}-(\text{CH}_2)_q-$ (wherein R^Y is hydrogen or C₁₋₃alkyl; j is 0, 1, 2, 3 or 4; and q is 0, 1 or 2); 5-6 membered heteroaryl-S-(CH₂)_p- (wherein p is 0, 1, 2, or 3), a bond, and $-\text{NR}^Y-\text{C}(\text{O})-\text{C}_{1-4}\text{alkylene}$ (wherein R^Y is hydrogen or C₁₋₃alkyl).

20

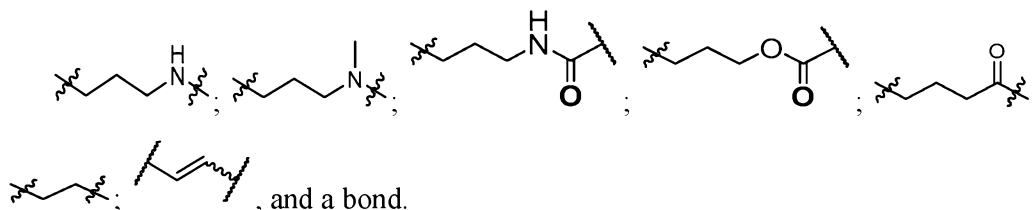
[0019] For example, SL may be selected from the group consisting of:

5



5 [0020] In certain embodiments, Y may be selected, for example, from the group consisting of a bond, C₁₋₄alkylene, C₁₋₄alkylene-NR^Y-, C₁₋₄alkylene-C(O)-, and C₁₋₄alkylene-C(O)-NR^Y-, wherein R^Y is hydrogen or C₁₋₃alkyl.

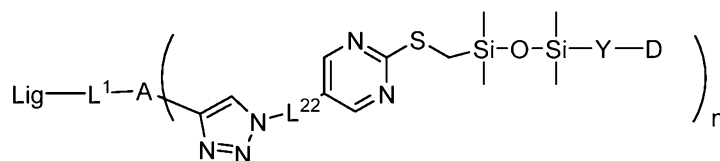
[0021] For example, wherein Y may be selected from the group consisting of:



[0022] In certain embodiments, L¹ may be, for example C₁₋₃₀alkylene; wherein one, two, three, four, five, six, seven or eight methylene units of L¹ are optionally and independently replaced by a substituent each selected from the group consisting of phenyl, heteroaryl, -N(R^{1Y})-, C(O)N(R^{1Y})-, -N(R^{1Y})C(O)-, -O-, (-O-CH₂-CH₂)_s-, and (CH₂-CH₂-O)_s-, wherein s is
15 an integer from 3-10; and R^{1Y} is independently selected for each occurrence from the group consisting of hydrogen and C₁₋₃alkyl.

[0023] In some embodiments, D may be selected, for example, from the group consisting of a vinca alkaloid, an auristatin, maytansine, a pyrrolobenzodiazepine dimer, a camptothecin, SN38, a PARP inhibitor, salinomycin, a kinase inhibitor, siRNA, and a nuclear
20 hormone regulator.

[0024] For example, a disclosed drug conjugate may represented by:



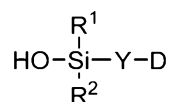
, wherein Lig, L₁, A, L²², Y and

D are defined herein.

[0025] It can be appreciated that Lig is a targeting moiety that may include one or more ligands that selectively bind or recognize at least one of Folate Receptors, prostate specific membrane antigen (PSMA), surface antigen in leukemia SAIL, integrin $\alpha_v\beta_3$, asialoglycoprotein receptor, hydroxyapatite, delta-like protein-3 DLL3 receptor, receptor dystroglycan, cholecystokinin receptors, somatostatin receptor, onco fetal antigens, receptor tyrosine kinases, GPCRs, GPCRmAB targets, sigma-receptor, transferrin receptor, mannose receptor vitamin receptors, Trop-2, Notch receptor, CD33, CD44, and CD206. For example, a targeting moiety may be selected from the group consisting of: folic acid its derivatives, DUPA its derivatives, RGD and its derivatives, GPCR mABs, transferrin, G11 and analogs thereof which target EGFR, carbohydrates, aptamers, somatostatin analogs, and extracellular ligands that induce receptor internalization upon binding. For example, targeting moieties may be selected from the group consisting of: small molecules, peptides, peptidomimetics, aptamers, antibodies, and carbohydrates and derivatives thereof. A targeting moiety in certain embodiments is a protein (e.g., an antibody or antibody fragment), nucleic acid, lipid, oligomer, glycopeptide, polysaccharide, polymer (e.g., a dendrimer), nanoparticle, or any combination thereof. For example, a viral coat protein is contemplated, as e.g., a cognate ligand of certain cell surface receptors.

20 **Therapeutic Payloads**

[0026] The present disclosure further provides, for example, silanol containing therapeutic payloads, such as a payload comprising a silanol terminus, an optional divalent spacer moiety, and a drug moiety capable of effecting a target cell or tissue. For example, disclosed herein is a silanol based payload represented by the formula:



and pharmaceutically acceptable salts, cocrystals, stereoisomers, metabolites, tautomers, solvates, and hydrates thereof, wherein:

D is a drug moiety capable of effecting a target cell or tissue;

Y is a divalent spacer moiety selected from the group consisting of a bond and C₁₋₂₀alkylene, wherein one, two, three or four methylene units of C₁₋₂₀alkylene are optionally and independently replaced by C₃₋₈cycloalkylene, C₂₋₁₀alkenylene, C₂₋₁₀alkynylene, aryl, spirocyclic, heteroaryl, -NR^{1Y}-, -N(R^{1Y})C(O)-, -C(O)N(R^{1Y})-, -O-, -C(O)-, -OC(O)-, -C(O)O-, -S-, -SO-, -SO₂-, -C(=S)-, -C(=NR^{1Y})-, -NR^{1Y}-C₁₋₁₅alkyl-NR^{1Y}-C(O)-; -(CH₂-CH₂-O)_s-, -(O-CH₂-CH₂)_s-, -NR^{1Y}-(CH₂-CH₂-O)_s-C₁₋₆alkyl-NR^{1Y}-C(O)-; -(O-CH₂-CH₂)_s-NR^{1Y}-C(O)-; -S-C₀₋₆alkyl-; -NR^{1Y}-C₁₋₆alkyl-; -N(C₁₋₃alkyl)-C₁₋₆alkyl-NH-C(O)-; -NH-C₁₋₆alkyl-N(C₁₋₃alkyl)-C(O)-; -SO₂-NR^{1Y}-C₀₋₆alkyl-; -N(R^{1Y})SO₂-C₀₋₆alkyl-; -SO₂-heterocyclyl-C₀₋₆alkyl-; -heterocyclyl-C(O)-; -heterocyclyl-C₀₋₆alkyl-NR^{1Y}-C(O)-; -NR^{1Y}-C₀₋₆alkylene-heterocyclyl-C(O)-; -O-C₁₋₆alkylene-C(O)-; -O-C₁₋₁₅alkylene-NR^{1Y}-C(O)-; and -O-C₁₋₁₅alkylene-C(O)-NR^{1Y}-; -O-C₁₋₆alkylene-; wherein Y is optionally substituted;

wherein, independently for each occurrence, R^{1Y} is selected from the group consisting of H, C₁₋₆alkyl, cycloalkyl, haloalkyl, halocycloalkyl, heteroalkyl, heterocycloalkyl, heterohaloalkyl, heterohalocycloalkyl, aryl, biaryl, heteroaryl, heterobiaryl, mono or bicyclic heterocyclic, wherein the cycloalkyl, haloalkyl, halocycloalkyl, heteroalkyl, heterocycloalkyl, heterohaloalkyl, heterohalocycloalkyl, aryl, biaryl, heteroaryl, heterobiaryl, mono or bicyclic heterocyclic are optionally substituted with one or more substituents selected from -COOH, carbonyl, oxime, hydrazide, hydrazone, urea, thiourea, amidine, guanidine, sulfonamide, acylsulfonamide, and sulfonyl amide;

s is an integer from 1-15;

R¹ and R² are each selected independently from the group consisting of -OH, C₁₋₆alkyl, -O-C₁₋₆alkyl, C₂₋₆alkenyl, C₂₋₆alkynyl, C₃₋₆cycloalkyl, -C₁₋₆alkyl-NR^aR^b, phenyl, heterocyclyl, and heteroaryl; wherein C₁₋₆alkyl, -O-C₁₋₆alkyl, C₂₋₆alkenyl, C₂₋₆alkynyl, C₃₋₆cycloalkyl, -C₁₋₆alkyl-NR^aR^b, phenyl, heterocyclyl, and heteroaryl are optionally substituted by one or more substituents selected from the group consisting of halogen, cyano, hydroxyl, amino, -NH(C₁₋₆alkyl), -N(C₁₋₆alkyl)₂, oxo, -COOH, -C(O)O-C₁₋₆alkyl, -O-C(O)-C₁₋₆alkyl, -NHC(O)C₁₋₆alkyl, -C(O)NH₂, -C(O)NHC₁₋₆alkyl, -C(O)N(C₁₋₆alkyl)₂, -NHC(O)CF₃, PO₃H, OPO₃H, -C(O)-NR^a-SO₂-C₁₋₆alkyl, -SO₃H, -SO₂-NR^aR^b, -NR^a-SO₂-C₁₋₆alkyl, and -SO₂-NR^a-C₁₋₆alkyl;

or any pairwise combination of R¹, R², Y, and D may, independently, together with the atoms to which they are attached, each form a 4-10 membered carbocyclic or heterocyclic or

spirocyclic ring, wherein the 4-10 membered heterocyclic ring may optionally contain one or more additional heteroatoms selected from O, S, SO, SO₂, or N; wherein the 4-10 membered carbocyclic or heterocyclic ring is optionally substituted; each ring formed may optionally be fused to another through a single shared atom or single shared bond; and

5 R^a and R^b are independently selected, for each occurrence, from the group consisting of hydrogen, C₁₋₆alkyl, C₂₋₆alkenyl, and phenyl; wherein C₁₋₆alkyl, C₂₋₆alkenyl, and phenyl may be optionally substituted; or R^a and R^b, together with the nitrogen to which they are attached, form a 4-8 membered heterocyclic ring, optionally containing an additional heteroatom selected from O, S, SO, SO₂, or N; wherein the 4-8 membered heterocyclic ring is optionally substituted.

10 **[0027]** In certain embodiments, R¹ and R² each may be the same or different.

[0028] In some embodiments, R¹ and R² may be each independently selected from C₁₋₆alkyl. For example, R¹ and R² may be methyl.

[0029] In certain embodiments, silanol based payloads disclosed herein may be a silanol based analog of a disease-modifying agent, e.g., selected from the group consisting of
15 antigens, proteins, cytotoxic agents, metabolic modulators, anti-inflammatory agents, anti-viral agents, antibiotics, pathway modulators, siRNA, mRNA, miRNA, and endosomal escape enhancers. For example, a silanol based payload disclosed herein may be a silanol based analog of a therapeutic agent selected from the group consisting of check-point inhibitors, kinase inhibitors, proteasome inhibitors, topoisomerase inhibitors, tubulin inhibitors, rapamycin
20 analogs, auristatin F analogs, maytansinoid analogs, duocarmycin analogs, calicheamicin analogs, and DM4 analogs, for example, selected from camptothecin analogs, doxorubicin analogs, vinca alkaloid analogs, taxane analogs (docetaxel, paclitaxel), rapamycin analogs, platinum based chemotherapeutics, and tubulysin analogs. The silanol based payload, in some cases, may be a molecule that is, e.g., modulating cellular pathways by binding to a
25 biomolecule, such as, for example, a protein or a specific protein domain, a component of a biological cell such as ribosome (composed of proteins and nucleic acids), or an enzyme active site. For example, a disclosed silicon based payload may be capable of binding to an intracellular biomolecular target.

[0030] In various embodiments, a disclosed silanol based payload may be a therapeutic
30 moiety. The therapeutic moiety can be, for example, a cytotoxic moiety. A cytotoxic moiety may be an analog of SN-38, bendamustine, a VDA, doxorubicin, pemetrexed, vorinostat,

lenalidomide, irinotecan, ganetespib, docetaxel, 17-AAG, 5-FU, abiraterone, crizotinib, KW-2189, BUMB2, DC1, CC-1065, adozelesin, or (a) fragment(s) thereof.

5 [0031] In various embodiments, a disclosed silanol based payload may be an analog of an DNA alkylating agent or a fragment thereof (e.g., temozolomide, mitozolomide, nitrogen mustards, estramustine, or chloromethine).

10 [0032] In various embodiments, a disclosed silanol based payload may be an analog of a therapeutic agent selected from the group consisting of peptidyl-prolyl isomerase ligands, e.g., FK506 (tacrolimus), rapamycin and cyclosporin A; steroid hormone receptor ligands, e.g., naturally occurring steroid hormones such as estrogen, progestin, testosterone, as well as
15 synthetic derivatives and mimetics thereof; small molecules that bind to cytoskeletal proteins, e.g., antimetabolic agents, such as taxanes, colchicine, colcemid, nocadazole, vinblastine, and vincristine, actin binding agents, such as cytochalasin, latrunculin, halloidin; lenalidomide, pomalidomide, camptothecins including SN-38, topotecan, combretastatins, capecitabine, gemcitabine, vinca alkaloids, platinum-containing compounds, metformin, HDAC inhibitors
20 (e.g., suberoylanilidehydroxamic acid (SAHA)), thymidylate synthase inhibitors such as methotrexate, pemetrexed, and raltitrexed; nitrogen mustards such as bendamustine and melphalan; 5-fluorouracil (5-FU) and its derivatives; and agents used in ADC drugs, such as brentuximab, vedotin, trastuzumab emtansine (T-DM1), and gemtuzumab ozogamicin (Mylotarg).

25 [0033] In various embodiments, a disclosed silanol based payload may be an analog of a therapeutic agent selected from the group consisting of central nervous system depressants, e.g., general anesthetics (barbiturates, benzodiazepines, steroids, cyclohexanone derivatives, and miscellaneous agents), sedative-hypnotics (benzodiazepines, barbiturates, piperidinediones and triones, quinazoline derivatives, carbamates, aldehydes and derivatives, amides, acyclic
30 ureides, benzazepines and related drugs, phenothiazines), central voluntary muscle tone modifying drugs (anticonvulsants, such as hydantoins, barbiturates, oxazolinediones, succinimides, acylureides, glutarimides, benzodiazepines, secondary and tertiary alcohols, dibenzazepine derivatives, valproic acid and derivatives, GABA analogs), analgesics (morphine and derivatives, oripavine derivatives, morphinan derivatives, phenylpiperidines, 2,6-methane-3-benzazocaine derivatives, diphenylpropylamines and isosteres, salicylates, 7-aminophenol derivatives, 5-pyrazolone derivatives, arylacetic acid derivatives, fenamates and isosteres) and antiemetics (anticholinergics, antihistamines, antidopaminergics); central nervous system

stimulants, e.g., analeptics (respiratory stimulants, convulsant stimulants, psychomotor stimulants), narcotic antagonists (morphine derivatives, oripavine derivatives, 2,6-methane-3-benzoxacine derivatives, morphinan derivatives) nootropics; psychopharmacological/psychotropics, e.g., anxiolytic sedatives (benzodiazepines, propanediol carbamates) antipsychotics (phenothiazine derivatives, thioxanthine derivatives, other tricyclic compounds, butyrophenone derivatives and isosteres, diphenylbutylamine derivatives, substituted benzamides, arylpiperazine derivatives, indole derivatives), antidepressants (tricyclic compounds, MAO inhibitors).

[0034] In various embodiments, a disclosed silanol based payload may be an analog of a therapeutic agent selected from the group consisting of respiratory tract drugs, e.g., central antitussives (opium alkaloids and their derivatives); immunosuppressive agents; pharmacodynamic agents, such as peripheral nervous system drugs, e.g., local anesthetics (ester derivatives, amide derivatives); drugs acting at synaptic or neuroeffector junctional sites, e.g., cholinergic agents, cholinergic blocking agents, neuromuscular blocking agents, adrenergic agents, antiadrenergic agents; smooth muscle active drugs, e.g., spasmolytics (anticholinergics, musculotropic spasmolytics), vasodilators, smooth muscle stimulants; histamines and antihistamines, e.g., histamine and derivative thereof (betazole), antihistamines (H1-antagonists, H2-antagonists), histamine metabolism drugs; cardiovascular drugs, e.g., cardiotonics (plant extracts, butenolides, pentadienolids, alkaloids from erythrophleum species, ionophores, -adrenoceptor stimulants), antiarrhythmic drugs, antihypertensive agents, antilipidemic agents (clofibric acid derivatives, nicotinic acid derivatives, hormones and analogs, antibiotics, salicylic acid and derivatives), antivaricose drugs, hemo styptics; chemotherapeutic agents, such as anti-infective agents, e.g., ectoparasiticides (chlorinated hydrocarbons, pyrethins, sulfurated compounds), anthelmintics, antiprotozoal agents, antimalarial agents, antiamebic agents, antileisctmanial drugs, antitrichomonal agents, antitrypanosomal agents, sulfonamides, antimycobacterial drugs, antiviral chemotherapeutics, and cytostatics, i.e., antineoplastic agents or cytotoxic drugs, such as alkylating agents, e.g., mechlorethamine hydrochloride (nitrogen mustard, mustargen, HN2), cyclophosphamide (Cytovan, Endoxana), ifosfamide (IFEX), chlorambucil (Leukeran), Melphalan (phenylalanine mustard, L-sarcosylsin, Alkeran, L-PAM), busulfan (Myleran), Thiotepa (triethylenethiophosphoramide), carmustine (BiCNU, BCNU), lomustine (CeeNU, CCNU), streptozocin (Zanosar); plant alkaloids, e.g., vincristine (Oncovin), vinblastine (Velban, Velbe),

paclitaxel (Taxol); antimetabolites, e.g., methotrexate (MTX), mercaptopurine (Purinethol, 6-MP), thioguanine (6-TG), fluorouracil (5-FU), cytarabine (Cytosar-U, Ara-C), azacitidine (Mylosar, 5-AZA); antibiotics, e.g., dactinomycin (Actinomycin D, Cosmegen), doxorubicin (Adriamycin), daunorubicin (daunomycin, Cerubidine), idarubicin (Idamycin), bleomycin (Blenoxane), picamycin (Mithramycin, Mithracin), mitomycin (Mutamycin), and other anticellular proliferative agents, e.g., hydroxyurea (Hydrea), procarbazine (Mutralane), dacarbazine (DTIC-Dome), cisplatin (Platinol) carboplatin (Paraplatin), asparaginase (Elspar), etoposide (VePesid, VP-16-213), amsarcrine (AMSA, m-AMSA), mitotane (Lysodren), or mitoxantrone (Novatrone).

10 **[0035]** In various embodiments, a disclosed silanol based payload may be an analog of a therapeutic agent selected from the group consisting of anti-inflammatory agents; antibiotics, such as: aminoglycosides, e.g., amikacin, apramycin, arbekacin, bambarmycins, butirosin, dibekacin, dihydrostreptomycin, fortimicin, gentamicin, isepamicin, kanamycin, micromycin, neomycin, netilmicin, paromycin, ribostamycin, sisomicin, spectinomycin, streptomycin, 15 tobramycin, trospectomycin; amphenicols, e.g., azidamfenicol, chloramphenicol, florfenicol, and thiomaphenicol; ansamycins, e.g., rifamide, rifampin, rifamycin, rifapentine, rifaximin; β -lactams, e.g., carbacephems, carbapenems, cephalosporins, cephamycins, monobactams, oxaphems, penicillins; lincosamides, e.g., clindamycin, lincomycin; macrolides, e.g., clarithromycin, dirithromycin, erythromycin; polypeptides, e.g., amphomycin, bacitracin, 20 capreomycin; tetracyclines, e.g., apicycline, chlortetracycline, clomocycline; synthetic antibacterial agents, such as 2,4-diaminopyrimidines, nitrofurans, quinolones and analogs thereof, sulfonamides, or sulfones.

[0036] In various embodiments, a disclosed silanol based payload may be an analog of a therapeutic agent selected from the group consisting of antifungal agents, such as: polyenes, 25 e.g., amphotericin B, candicidin, dermostatin, filipin, fungichromin, hachimycin, hamycin, lucensomycin, mepartricin, natamycin, nystatin, pecilocin, perimycin; synthetic antifungals, such as allylamines, e.g., butenafine, naftifine, terbinafine; imidazoles, e.g., bifonazole, butoconazole, chlordantoin, chlormidazole, thiocarbamates, e.g., tolciolate, triazoles, e.g., fluconazole, itraconazole, or terconazole.

30 **[0037]** In various embodiments, a disclosed silanol based payload may be an analog of a therapeutic agent selected from the group consisting of anthelmintics, such as: arecoline, aspidin, aspidinol, dichlorophene, embelin, kosin, naphthalene, niclosamide, pelletierine,

quinacrine, alantolactone, amocarzine, amoscanate, ascaridole, bphenium, bitoscanate, carbon tetrachloride, carvacrol, cyclobendazole, or diethylcarbamazine.

[0038] In various embodiments, a disclosed silanol based payload may be an analog of a therapeutic agent selected from the group consisting of antimalarials, such as: acedapsone, amodiaquin, arteether, artemether, artemisinin, artesunate, atovaquone, bebeerine, berberine, chirata, chlorguanide, chloroquine, chlorproguanil, cinchona, cinchonidine, cinchonine, cycloguanil, gentiopicrin, halofantrine, hydroxychloroquine, mefloquine hydrochloride, 3-methylarsacetin, pamaquine, plasmocid, primaquine, pyrimethamine, quinacrine, quinidine, quinine, quinocide, quinoline, or dibasic sodium arsenate.

10 **[0039]** In various embodiments, a disclosed silanol based payload may be an analog of a therapeutic agent selected from the group consisting of antiprotozoan agents, such as: acranil, tinidazole, ipronidazole, ethylstibamine, pentamidine, acetarsone, aminitrozole, anisomycin, nifuratel, tinidazole, benzidazole, or suramin.

[0040] In various embodiments, a disclosed silanol based payload may be an analog of a therapeutic agent selected from the group consisting of docetaxel or paclitaxel; BEZ235; temsirolimus; PLX4032; cisplatin; AZD8055; and crizotinib.

[0041] In various embodiments, a disclosed silanol based payload may be an analog of topotecan or irinotecan.

[0042] In various embodiments, a disclosed silanol based payload may be an analog of siRNA, mRNA or miRNA optionally in combination with endosomal escape enhancers.

[0043] In various embodiments, a disclosed silanol based payload may be an analog of an antigen.

[0044] In various embodiments, a disclosed silanol based payload may be an analog of a therapeutic agent selected from the group consisting of mechanistic target of rapamycin (mTOR) inhibitors, e.g., apitolisib and everolimus; BCR-ABL fusion gene agents, e.g., dasatinib, potanibib and gleevec; pan-cyclin-dependent kinase (pan-CDK) inhibitors, e.g., (*R*)-roscovitine and (*S*)-CR8; selective cyclin-dependent kinase (CDK) inhibitors, e.g., palbociclib, abemaciclib, ribociclib and SNS-032; Bruton tyrosine kinase (BTK) inhibitors, e.g., ibrutinib, Janus kinase (JAK) inhibitors; Aurora kinase inhibitors, e.g., VX-680; tyrosine kinase inhibitors, e.g., axitinib; MET proto-oncogene/receptor tyrosine kinase (c-MET) inhibitors, e.g., AMG458; vascular endothelial growth factor (VEGF) agents, e.g., motesanib; epidermal growth factor receptor (EGFR) agents, e.g., IRESSA, tykerb and sunitinib; EFGR T790M

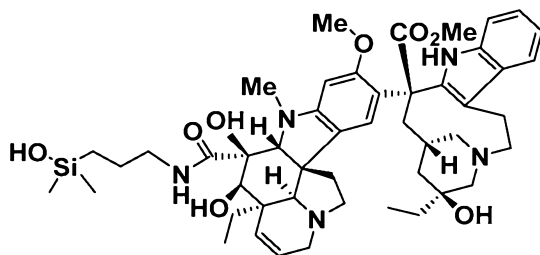
agents, e.g., WZ4002, AZD9291 and CO-1686; B-Raf proto-oncogene (serine/threonine kinase) agents, e.g., sorafenib; Rho-associated protein kinase (Rho/ROCK) inhibitors, e.g., fasudil; Wee1 kinase agents, e.g., AZD1775; poly ADP ribose polymerase (PARP) inhibitors, e.g., olaparib and rucaparib; B-cell lymphoma 2 (Bcl-2) agents, e.g., navitoclax and venetoclax;

5 tubulin-affecting agents, e.g., paclitaxel, vinblastine, deacetyl vinblastine, tubulysin B, auristatine (e.g., monomethylauristatine E), colchicine, combretastatin and eribulin; DNA-crosslinking agents, e.g., cyclophosphamide, oxaliplatin, carboplatin, chlorambucil, mechloethamine, melphalan, mytomyacin C, pyrrolbenzodiazepines, cisplatin and derivatives, and bursafan; DNA-intercalating agents, e.g., doxorubicin; topoisomerase I inhibitors, e.g.,

10 camptothecin, SN-38 and exatecan (DX-8951f); estrogen receptor antagonists, e.g., tamoxifen; BRD4/cMYC inhibitors; HSP70/HSP90 inhibitors, e.g., triptolide and ganetinib; proteasome inhibitors, e.g. epoxomicin, carfilzomib, velcade and salinosporamide; peroxisome proliferator-activated receptor gamma (PPAR- γ) agonists, e.g., pioglitazone; proprotein convertase subtilisin/kexin type 9 (PCSK9) RNAi analogs; zetia analogs; TGR5 (non-systemic takeda G-

15 protein receptor 5) agents; non-systemic μ -opioid antagonists, e.g., naloxol; and bisphosphonate analogs, e.g., zoledronate, triazole zoledronate, ibandronate and risedronate.

[0045] In an embodiment, a disclosed silanol based payload may be represented by:



[0046] In various embodiments a disclosed silanol based payload may be combined

20 with a second disclosed silanol based payload, and the resulting silanol based payload combination may act as a synthetic lethal combination or as a synergistic combination.

[0047] In various embodiments a disclosed silanol based payload may be a conditionally activated payload (CAP): this conditionally activated payload will be charged at pH7.4 resulting in poor cellular effects; however, targeted delivery, and endosomal or

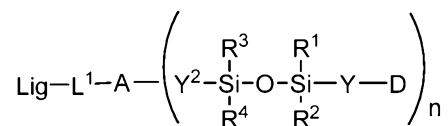
25 microenvironmental release will activate the payload and result in potent cell kill.

[0048] In some embodiments the targeted delivery of these conditionally activated payloads will result of a cellular EC50 of < 80 nM, in some embodiments the targeted delivery of these conditionally activated payloads will result of a cellular EC50 of < 20 nM, the targeted

delivery of these conditionally activated payloads will result of a cellular EC50 of < 10 nM, the targeted delivery of these conditionally activated payloads will result of a cellular EC50 of < 1 nM, the targeted delivery of these conditionally activated payloads will result of a cellular EC50 of < 0.1nM. In certain embodiments, targeted delivery of a disclosed silanol based payload may result in improved intracellular concentrations and, for example, may overcome exposure challenges. In some embodiments, the presence of the silanol moiety, i.e., HO-Si(R¹)(R²)-, may not negate the potency of the drug moiety, D. In an embodiment, a disclosed silanol based payload may have improved cell permeability and, for example, may permeate to neighboring cells.

10 **Methods**

[0049] Also provided herein are methods of delivering a disclosed silanol based payload to a cell or to a tissue, comprising contacting the cell or tissue with a drug conjugate represented by:



15 wherein

Lig is a targeting moiety;

L¹ is a linker moiety;

A is an adaptor moiety or a bond;

20 Y² is represented by L²² or -BO-L²²-SL-, wherein BO is a bond or is a fused biorthogonal linker moiety, L²² is a second linker moiety, and SL is an optional catalytic moiety;

R¹, R², R³ and R⁴ are each independently selected from C₁₋₆alkyl;

n is 1, 2, 3, 4, 5, 6 or 7;

Y is the divalent spacer moiety; and

25 D, for each occurrence, is a drug moiety.

[0050] In certain embodiments, Lig, for example, may be, e.g., a small molecule moiety, a peptide, an antibody, an antibody fragment, a peptide and/or a carbohydrate.

[0051] In some embodiments, a therapeutically effective amount of a contemplated silanol based payload may be administered (e.g., by administering a contemplated drug conjugate) to a patient in need thereof. In some embodiments, a disclosed silanol based payload may have a molecular weight between 50 Da and 2000 Da, in some embodiments
5 between 50 Da and 1500 Da, in some embodiments, between 50 Da and 1000 Da, and in some embodiments, between 50 Da and 500 Da. In certain embodiments, a targeting moiety may have a molecular weight of less than 2000 Da, in some embodiments, less than 1000 Da, and in some embodiments less than 500 Da.

[0052] Disclosed silanol based payloads may be administered (e.g., by administering a
10 contemplated drug conjugate) to patients (animals and humans) in need of such treatment in dosages that will provide optimal pharmaceutical efficacy. It will be appreciated that the dose required for use in any particular application will vary from patient to patient, not only with the particular compound or composition selected, but also with the route of administration, the nature of the condition being treated, the age and condition of the patient, concurrent
15 medication or special diets then being followed by the patient, and other factors which those skilled in the art will recognize, with the appropriate dosage ultimately being at the discretion of the attendant physician. For treating clinical conditions and diseases noted above, a compound (e.g., a contemplated silicon based payload and/or drug conjugate) may be administered orally, subcutaneously, topically, parenterally, by inhalation spray or rectally in
20 dosage unit formulations containing conventional non-toxic pharmaceutically acceptable carriers, adjuvants, and vehicles. Parenteral administration may include subcutaneous injections, intravenous or intramuscular injections, or infusion techniques.

[0053] Treatment can be continued for as long or as short a period as desired. The compositions may be administered on a regimen of, for example, one to four or more times per
25 day. A suitable treatment period can be, for example, at least about one week, at least about two weeks, at least about one month, at least about six months, at least about 1 year, or indefinitely. A treatment period can terminate when a desired result, for example a partial or total alleviation of symptoms, is achieved.

[0054] In another aspect, silanol based payloads and/or drug conjugated disclosed
30 herein may be formulated together with a pharmaceutically acceptable carrier provided. In particular, the present disclosure provides silanol based payloads and/or drug conjugates disclosed herein formulated together with one or more pharmaceutically acceptable carriers.

These formulations include those suitable for oral, rectal, topical, buccal, parenteral (e.g., subcutaneous, intramuscular, intradermal, or intravenous), rectal, vaginal, or aerosol administration, although the most suitable form of administration in any given case will depend on the degree and severity of the condition being treated and on the nature of the particular compound being used. For example, disclosed compositions may be formulated as a unit dose, and/or may be formulated for oral, i.v., or subcutaneous administration.

[0055] Exemplary pharmaceutical compositions may be used in the form of a pharmaceutical preparation, for example, in solid, semisolid, spray-dried, dispersion, or liquid form, which contains one or more of the compounds, as an active ingredient, in admixture with an organic or inorganic carrier or excipient suitable for external, enteral, or parenteral applications. The active ingredient may be compounded, for example, with the usual non-toxic, pharmaceutically acceptable carriers for tablets, pellets, capsules, suppositories, solutions, emulsions, suspensions, and any other form suitable for use. The active object compound is included in the pharmaceutical composition in an amount sufficient to produce the desired effect upon the process or condition of the disease.

[0056] For preparing solid compositions such as tablets, the principal active ingredient may be mixed with a pharmaceutical carrier, e.g., conventional tableting ingredients such as corn starch, lactose, sucrose, sorbitol, talc, stearic acid, magnesium stearate, dicalcium phosphate or gums, and other pharmaceutical diluents, e.g., water, to form a solid preformulation composition containing a homogeneous mixture of a compound, or a non-toxic pharmaceutically acceptable salt thereof. When referring to these preformulation compositions as homogeneous, it is meant that the active ingredient is dispersed evenly throughout the composition so that the composition may be readily subdivided into equally effective unit dosage forms such as tablets, pills and capsules.

[0057] In solid dosage forms for oral administration (capsules, tablets, pills, dragees, powders, granules and the like), the subject composition is mixed with one or more pharmaceutically acceptable carriers, such as sodium citrate or dicalcium phosphate, and/or any of the following: (1) fillers or extenders, such as starches, lactose, sucrose, glucose, mannitol, and/or silicic acid; (2) binders, such as, for example, carboxymethylcellulose, alginates, gelatin, polyvinyl pyrrolidone, sucrose and/or acacia; (3) humectants, such as glycerol; (4) disintegrating agents, such as agar-agar, calcium carbonate, potato or tapioca starch, alginic acid, certain silicates, and sodium carbonate; (5) solution retarding agents, such as paraffin; (6)

absorption accelerators, such as quaternary ammonium compounds; (7) wetting agents, such as, for example, acetyl alcohol and glycerol monostearate; (8) absorbents, such as kaolin and bentonite clay; (9) lubricants, such a talc, calcium stearate, magnesium stearate, solid polyethylene glycols, sodium lauryl sulfate, and mixtures thereof; and (10) coloring agents. In the case of capsules, tablets and pills, the compositions may also comprise buffering agents. Solid compositions of a similar type may also be employed as fillers in soft and hard-filled gelatin capsules using such excipients as lactose or milk sugars, as well as high molecular weight polyethylene glycols and the like.

[0058] Pharmaceutical compositions suitable for parenteral administration comprise a subject composition in combination with one or more pharmaceutically-acceptable sterile isotonic aqueous or non-aqueous solutions, dispersions, suspensions or emulsions, or sterile powders which may be reconstituted into sterile injectable solutions or dispersions just prior to use, which may contain antioxidants, buffers, bacteriostats, solutes which render the formulation isotonic with the blood of the intended recipient or suspending or thickening agents.

[0059] Examples of suitable aqueous and non-aqueous carriers which may be employed in the pharmaceutical compositions include water, ethanol, polyols (such as glycerol, propylene glycol, polyethylene glycol, and the like), and suitable mixtures thereof, vegetable oils, such as olive oil, and injectable organic esters, such as ethyl oleate and cyclodextrins. Proper fluidity may be maintained, for example, by the use of coating materials, such as lecithin, by the maintenance of the required particle size in the case of dispersions, and by the use of surfactants.

[0060] In another aspect, enteral pharmaceutical formulations including a disclosed silanol based payload, an enteric material, and a pharmaceutically acceptable carrier or excipient thereof are provided. Enteric materials refer to polymers that are substantially insoluble in the acidic environment of the stomach, and that are predominantly soluble in intestinal fluids at specific pHs. The small intestine is the part of the gastrointestinal tract (gut) between the stomach and the large intestine, and includes the duodenum, jejunum, and ileum. The pH of the duodenum is about 5.5, the pH of the jejunum is about 6.5 and the pH of the distal ileum is about 7.5. Accordingly, enteric materials are not soluble, for example, until a pH of about 5.0, of about 5.2, of about 5.4, of about 5.6, of about 5.8, of about 6.0, of about 6.2, of about 6.4, of about 6.6, of about 6.8, of about 7.0, of about 7.2, of about 7.4, of about 7.6, of

about 7.8, of about 8.0, of about 8.2, of about 8.4, of about 8.6, of about 8.8, of about 9.0, of about 9.2, of about 9.4, of about 9.6, of about 9.8, or of about 10.0. Exemplary enteric materials include cellulose acetate phthalate (CAP), hydroxypropyl methylcellulose phthalate (HPMCP), polyvinyl acetate phthalate (PVAP), hydroxypropyl methylcellulose acetate succinate (HPMCAS), cellulose acetate trimellitate, hydroxypropyl methylcellulose succinate, cellulose acetate succinate, cellulose acetate hexahydrophthalate, cellulose propionate phthalate, cellulose acetate maleate, cellulose acetate butyrate, cellulose acetate propionate, copolymer of methylmethacrylic acid and methyl methacrylate, copolymer of methyl acrylate, methylmethacrylate and methacrylic acid, copolymer of methylvinyl ether and maleic anhydride (Gantrez ES series), ethyl methacrylate-methylmethacrylate-chlorotrimethylammonium ethyl acrylate copolymer, natural resins such as zein, shellac and copal colophonium, and several commercially available enteric dispersion systems (e. g. , Eudragit L30D55, Eudragit FS30D, Eudragit L100, Eudragit S100, Kollicoat EMM30D, Estacryl 30D, Coateric, and Aquateric). The solubility of each of the above materials is either known or is readily determinable *in vitro*. The foregoing is a list of possible materials, but one of skill in the art with the benefit of the disclosure would recognize that it is not comprehensive and that there are other enteric materials that may be used.

[0061] Certain terms employed in the specification, examples, and appended claims are collected here. These definitions should be read in light of the entirety of the disclosure and understood as by a person of skill in the art. Unless defined otherwise, all technical and scientific terms used herein have the same meaning as commonly understood by a person of ordinary skill in the art.

Definitions

[0062] In some embodiments, a silanol based payload, as described herein, may be substituted with any number of substituents or functional moieties. In general, the term “substituted” whether preceded by the term “optionally” or not, and substituents contained in formulas, refer to the replacement of hydrogen radicals in a given structure with the radical of a specified substituent.

[0063] In some instances, when more than one position in any given structure may be substituted with more than one substituent selected from a specified group, the substituent may be either the same or different at every position.

[0064] As used herein, the term “substituted” is contemplated to include all permissible substituents of organic compounds. In a broad aspect, the permissible substituents include acyclic and cyclic, branched and unbranched, carbocyclic and heterocyclic, aromatic and non-aromatic substituents of organic compounds. In some embodiments, heteroatoms such as nitrogen may have hydrogen substituents and/or any permissible substituents of organic compounds described herein which satisfy the valencies of the heteroatoms. Non-limiting examples of substituents include acyl; aliphatic; heteroaliphatic; aryl; heteroaryl; arylalkyl; heteroarylalkyl; alkoxy; cycloalkoxy; heterocyclylalkoxy; heterocyclyloxy; heterocyclyloxyalkyl; alkenyloxy; alkynyloxy; aryloxy; heteroalkoxy; heteroaryloxy; alkylthio; arylthio; heteroalkylthio; heteroarylthio; oxo; -F; -Cl; -Br; -I; -OH; -NO₂; -CN; -SCN; -SR_x; -CF₃; -CH₂CF₃; -CHCl₂; -CH₂OH; -CH₂CH₂OH; -CH₂NH₂; -CH₂SO₂CH₃; -OR_x; -C(O)R_x; -CO₂(R_x); -C(O)N(R_x)₂; -OC(O)R_x; -OCO₂R_x; -OC(O)N(R_x)₂; -N(R_x)₂; -SOR_x; -S(O)₂R_x; -NR_xC(O)R_x; or -C(R_x)₃; wherein each occurrence of R_x independently includes, but is not limited to, hydrogen, aliphatic, heteroaliphatic, aryl, heteroaryl, arylalkyl, or heteroarylalkyl, wherein any of the aliphatic, heteroaliphatic, arylalkyl, or heteroarylalkyl substituents described above and herein may be substituted or unsubstituted, branched or unbranched, cyclic or acyclic, and wherein any of the aryl or heteroaryl substituents described above and herein may be substituted or unsubstituted. Furthermore, the compounds described herein are not intended to be limited in any manner by the permissible substituents of organic compounds. In some embodiments, combinations of substituents and variables described herein may be preferably those that result in the formation of stable compounds. The term “stable,” as used herein, refers to compounds which possess stability sufficient to allow manufacture and which maintain the integrity of the compound for a sufficient period of time to be detected and preferably for a sufficient period of time to be useful for the purposes detailed herein.

[0065] The term “acyl,” as used herein, refers to a moiety that includes a carbonyl group. In some embodiments, an acyl group may have a general formula selected from -C(O)R_x; -CO₂(R_x); -C(O)N(R_x)₂; -OC(O)R_x; -OCO₂R_x; and -OC(O)N(R_x)₂; wherein each occurrence of R_x independently includes, but is not limited to, hydrogen, aliphatic, heteroaliphatic, aryl, heteroaryl, arylalkyl, or heteroarylalkyl, wherein any of the aliphatic, heteroaliphatic, arylalkyl, or heteroarylalkyl substituents described above and herein may be substituted or unsubstituted, branched or unbranched, cyclic or acyclic, and wherein any of the aryl or heteroaryl substituents described above and herein may be substituted or unsubstituted.

[0066] The term “aliphatic,” as used herein, includes both saturated and unsaturated, straight chain (i.e., unbranched), branched, acyclic, cyclic, or polycyclic aliphatic hydrocarbons, which are optionally substituted with one or more functional groups. As will be appreciated by one of ordinary skill in the art, “aliphatic” is intended herein to include, but is not limited to, alkyl, alkenyl, alkynyl, cycloalkyl, cycloalkenyl, and cycloalkynyl moieties. The term “heteroaliphatic,” as used herein, refers to aliphatic moieties that contain one or more oxygen, sulfur, nitrogen, phosphorus, or silicon atoms, e.g., in place of carbon atoms. Heteroaliphatic moieties may be branched, unbranched, cyclic or acyclic and include saturated and unsaturated heterocycles such as morpholino, pyrrolidinyl, etc. In certain embodiments, heteroaliphatic moieties are substituted by independent replacement of one or more of the hydrogen atoms thereon with one or more moieties including, but not limited to acyl; aliphatic; heteroaliphatic; aryl; heteroaryl; arylalkyl; heteroarylalkyl; alkoxy; cycloalkoxy; heterocyclylalkoxy; heterocyclyloxy; heterocyclyloxyalkyl; alkenyloxy; alkynyloxy; aryloxy; heteroalkoxy; heteroaryloxy; alkylthio; arylthio; heteroalkylthio; heteroarylthio; oxo; -F; -Cl; -Br; -I; -OH; -NO₂; -CN; -SCN; -SR_x; -CF₃; -CH₂CF₃; -CHCl₂; -CH₂OH; -CH₂CH₂OH; -CH₂NH₂; -CH₂SO₂CH₃; -OR_x; -C(O)R_x; -CO₂(R_x); -C(O)N(R_x)₂; -OC(O)R_x; -OCO₂R_x; -OC(O)N(R_x)₂; -N(R_x)₂; -SOR_x; -S(O)₂R_x; -NR_xC(O)R_x; or -C(R_x)₃; wherein each occurrence of R_x independently includes, but is not limited to, hydrogen, aliphatic, heteroaliphatic, aryl, heteroaryl, arylalkyl, or heteroarylalkyl, wherein any of the aliphatic, heteroaliphatic, arylalkyl, or heteroarylalkyl substituents described above and herein may be substituted or unsubstituted, branched or unbranched, cyclic or acyclic, and wherein any of the aryl or heteroaryl substituents described above and herein may be substituted or unsubstituted.

[0067] In general, the terms “aryl” and “heteroaryl,” as used herein, refer to stable mono- or polycyclic, heterocyclic, polycyclic, and polyheterocyclic unsaturated moieties having preferably 3-14 carbon atoms, each of which may be substituted or unsubstituted. Substituents include, but are not limited to, any of the previously mentioned substituents, i.e., the substituents recited for aliphatic moieties, or for other moieties as disclosed herein, resulting in the formation of a stable compound. In certain embodiments, aryl refers to a mono- or bicyclic carbocyclic ring system having one or two aromatic rings including, but not limited to, phenyl, naphthyl, tetrahydronaphthyl, indanyl, indenyl, and the like. In certain embodiments, the term heteroaryl, as used herein, refers to a cyclic aromatic radical having from five to ten ring atoms of which one ring atom is selected from the group consisting of S,

O, and N; zero, one, or two ring atoms are additional heteroatoms independently selected from the group consisting of S, O, and N; and the remaining ring atoms are carbon, the radical being joined to the rest of the molecule via any of the ring atoms, such as, for example, pyridyl, pyrazinyl, pyrimidinyl, pyrrolyl, pyrazolyl, imidazolyl, thiazolyl, oxazolyl, isooxazolyl, thiadiazolyl, oxadiazolyl, thiophenyl, furanyl, quinolinyl, isoquinolinyl, and the like. In certain

embodiments, any of the above aryl or heteroaryl rings may be fused to a heterocyclic ring. **[0068]** It will be appreciated that aryl and heteroaryl groups can be unsubstituted or substituted, wherein substitution includes replacement of one, two, three, or more of the hydrogen atoms thereon independently with any one or more of the following moieties

including, but not limited to: aliphatic; heteroaliphatic; aryl; heteroaryl; arylalkyl; heteroarylalkyl; alkoxy; cycloalkoxy; heterocyclylalkoxy; heterocyclyloxy; heterocyclyloxyalkyl; alkenyloxy; alkynyloxy; aryloxy; heteroalkoxy; heteroaryloxy; alkylthio; arylthio; heteroalkylthio; heteroarylthio; oxo; -F; -Cl; -Br; -I; -OH; -NO₂; -CN; -CF₃; -CH₂CF₃; -CHCl₂; -CH₂OH; -CH₂CH₂OH; -CH₂NH₂; -CH₂SO₂CH₃; -C(O)R_x; -CO₂(R_x); -CON(R_x)₂; -OC(O)R_x; -OCO₂R_x; -OCON(R_x)₂; -N(R_x)₂; -S(O)₂R_x; -NR_x(CO)R_x, wherein each occurrence of R_x independently includes, but is not limited to, hydrogen, aliphatic, heteroaliphatic, aryl, heteroaryl, arylalkyl, or heteroarylalkyl, wherein any of the aliphatic, heteroaliphatic, arylalkyl, or heteroarylalkyl substituents described above and herein may be substituted or unsubstituted, branched or unbranched, cyclic or acyclic, and wherein any of the aryl or heteroaryl substituents described above and herein may be substituted or unsubstituted. Additional examples of generally applicable substituents are illustrated by the specific embodiments shown in the Examples that are described herein.

[0069] The term "heterocyclic," as used herein, refers to an aromatic or non-aromatic, partially unsaturated or fully saturated, 3- to 10-membered ring system, which includes single rings of 3 to 8 atoms in size and bi- and tri-cyclic ring systems which may include aromatic five- or six-membered aryl or aromatic heterocyclic groups fused to a non-aromatic ring.

These heterocyclic rings include those having from one to three heteroatoms independently selected from the group consisting of oxygen, sulfur, and nitrogen, in which the nitrogen and sulfur heteroatoms may optionally be oxidized and the nitrogen heteroatom may optionally be quaternized. In certain embodiments, the term heterocyclic refers to a non-aromatic 5-, 6-, or 7-membered ring or a polycyclic group wherein at least one ring atom is a heteroatom selected from the group consisting of O, S, and N (wherein the nitrogen and sulfur heteroatoms may be

optionally oxidized), including, but not limited to, a bi- or tri-cyclic group, comprising fused six-membered rings having between one and three heteroatoms independently selected from the group consisting of the oxygen, sulfur, and nitrogen, wherein (i) each 5-membered ring has 0 to 2 double bonds, each 6-membered ring has 0 to 2 double bonds, and each 7-membered ring has 0 to 3 double bonds, (ii) the nitrogen and sulfur heteroatoms may be optionally oxidized, (iii) the nitrogen heteroatom may optionally be quaternized, and (iv) any of the above heterocyclic rings may be fused to an aryl or heteroaryl ring.

[0070] The term “alkenyl” as used herein refers to an unsaturated straight or branched hydrocarbon having at least one carbon-carbon double bond, such as a straight or branched group of 2-6 or 3-4 carbon atoms, referred to herein for example as C₂₋₆alkenyl, and C₃₋₄alkenyl, respectively. Exemplary alkenyl groups include, but are not limited to, vinyl, allyl, butenyl, pentenyl, etc.

[0071] The term “alkenyloxy” used herein refers to a straight or branched alkenyl group attached to an oxygen (alkenyl-O). Exemplary alkenoxy groups include, but are not limited to, groups with an alkenyl group of 3-6 carbon atoms referred to herein as C₃₋₆alkenyloxy. Exemplary “alkenyloxy” groups include, but are not limited to allyloxy, butenyloxy, etc.

[0072] The term “alkoxy” as used herein refers to a straight or branched alkyl group attached to an oxygen (alkyl-O-). Exemplary alkoxy groups include, but are not limited to, groups with an alkyl group of 1-6 or 2-6 carbon atoms, referred to herein as C₁₋₆alkoxy, and C₂₋₆alkoxy, respectively. Exemplary alkoxy groups include, but are not limited to methoxy, ethoxy, isopropoxy, etc.

[0073] The term “alkoxycarbonyl” as used herein refers to a straight or branched alkyl group attached to oxygen, attached to a carbonyl group (alkyl-O-C(O)-). Exemplary alkoxycarbonyl groups include, but are not limited to, alkoxycarbonyl groups of 1-6 carbon atoms, referred to herein as C₁₋₆alkoxycarbonyl. Exemplary alkoxycarbonyl groups include, but are not limited to, methoxycarbonyl, ethoxycarbonyl, t-butoxycarbonyl, etc.

[0074] The term “alkynyloxy” used herein refers to a straight or branched alkynyl group attached to an oxygen (alkynyl-O). Exemplary alkynyloxy groups include, but are not limited to, propynyloxy.

[0075] The term “alkyl” as used herein refers to a saturated straight or branched hydrocarbon, for example, such as a straight or branched group of 1-6, 1-4, or 1-3 carbon atoms, referred to herein as C₁₋₆alkyl, C₁₋₄alkyl, and C₁₋₃alkyl, respectively. Exemplary alkyl

groups include, but are not limited to, methyl, ethyl, propyl, isopropyl, 2-methyl-1-propyl, 2-methyl-2-propyl, 2-methyl-1-butyl, 3-methyl-1-butyl, 3-methyl-2-butyl, 2,2-dimethyl-1-propyl, 2-methyl-1-pentyl, 3-methyl-1-pentyl, 4-methyl-1-pentyl, 2-methyl-2-pentyl, 3-methyl-2-pentyl, 4-methyl-2-pentyl, 2,2-dimethyl-1-butyl, 3,3-dimethyl-1-butyl, 2-ethyl-1-butyl, butyl, isobutyl, t-butyl, pentyl, isopentyl, neopentyl, hexyl, etc.

[0076] The term “alkylcarbonyl” as used herein refers to a straight or branched alkyl group attached to a carbonyl group (alkyl-C(O)-). Exemplary alkylcarbonyl groups include, but are not limited to, alkylcarbonyl groups of 1-6 atoms, referred to herein as C₁₋₆alkylcarbonyl groups.

Exemplary alkylcarbonyl groups include, but are not limited to, acetyl, propanoyl, isopropanoyl, butanoyl, etc.

[0077] The term “alkynyl” as used herein refers to an unsaturated straight or branched hydrocarbon having at least one carbon-carbon triple bond, such as a straight or branched group of 2-6, or 3-6 carbon atoms, referred to herein as C₂₋₆alkynyl, and C₃₋₆alkynyl, respectively.

Exemplary alkynyl groups include, but are not limited to, ethynyl, propynyl, butynyl, pentynyl, hexynyl, methylpropynyl, etc.

[0078] The term “carbonyl” as used herein refers to the radical -C(O)-.

[0079] The term “carboxylic acid” as used herein refers to a group of formula -CO₂H.

[0080] The term “cyano” as used herein refers to the radical -CN.

[0081] The term “cycloalkoxy” as used herein refers to a cycloalkyl group attached to an oxygen (cycloalkyl-O-).

[0082] The term “cycloalkyl” as used herein refers to a monocyclic saturated or partially unsaturated hydrocarbon group of for example 3-6, or 4-6 carbons, referred to herein, e.g., as C₃₋₆cycloalkyl or C₄₋₆cycloalkyl and derived from a cycloalkane. Exemplary cycloalkyl groups include, but are not limited to, cyclohexyl, cyclohexenyl, cyclopentyl, cyclobutyl or, cyclopropyl.

[0083] The terms “halo” or “halogen” as used herein refer to F, Cl, Br, or I.

[0084] The term “heterocyclalalkoxy” as used herein refers to a heterocyclal-alkyl-O-group.

[0085] The term “heterocycloxyalkyl” refers to a heterocyclal-O-alkyl- group.

[0086] The term “heterocycloxy” refers to a heterocyclal-O- group.

[0087] The term “heteroaryloxy” refers to a heteroaryl-O- group.

[0088] The terms “hydroxy” and “hydroxyl” as used herein refers to the radical -OH.

[0089] The term “oxo” as used herein refers to the radical =O.

[0090] The term “connector” as used herein to refers to an atom or a collection of atoms optionally used to link interconnecting moieties, such as a disclosed linker and a pharmacophore. Contemplated connectors are generally hydrolytically stable.

5 [0091] “Treating” includes any effect, e.g., lessening, reducing, modulating, or eliminating, that results in the improvement of the condition, disease, disorder and the like.

[0092] “Pharmaceutically or pharmacologically acceptable” include molecular entities and compositions that do not produce an adverse, allergic, or other untoward reaction when administered to an animal, or a human, as appropriate. For human administration, preparations
10 should meet sterility, pyrogenicity, general safety and purity standards as required by FDA Office of Biologics standards.

[0093] The term “pharmaceutically acceptable carrier” or “pharmaceutically acceptable excipient” as used herein refers to any and all solvents, dispersion media, coatings, isotonic and absorption delaying agents, and the like, that are compatible with pharmaceutical
15 administration. The use of such media and agents for pharmaceutically active substances is well known in the art. The compositions may also contain other active compounds providing supplemental, additional, or enhanced therapeutic functions.

[0094] The term “pharmaceutical composition” as used herein refers to a composition comprising at least one compound as disclosed herein formulated together with one or more
20 pharmaceutically acceptable carriers.

[0095] “Individual,” “patient,” or “subject” are used interchangeably and include any animal, including mammals, preferably mice, rats, other rodents, rabbits, dogs, cats, swine, cattle, sheep, horses, or primates, and most preferably humans. The compounds can be administered to a mammal, such as a human, but can also be administered to other mammals
25 such as an animal in need of veterinary treatment, e.g., domestic animals (e.g., dogs, cats, and the like), farm animals (e.g., cows, sheep, pigs, horses, and the like) and laboratory animals (e.g., rats, mice, guinea pigs, and the like). “Modulation” includes antagonism (e.g., inhibition), agonism, partial antagonism and/or partial agonism.

[0096] In the present specification, the term “therapeutically effective amount” means
30 the amount of the subject compound that will elicit the biological or medical response of a tissue, system, animal, or human that is being sought by the researcher, veterinarian, medical doctor, or other clinician. The compounds are administered in therapeutically effective

amounts to treat a disease. Alternatively, a therapeutically effective amount of a compound is the quantity required to achieve a desired therapeutic and/or prophylactic effect.

[0097] The term “pharmaceutically acceptable salt(s)” as used herein refers to salts of acidic or basic groups that may be present in compounds used in the present compositions.

5 Compounds included in the present compositions that are basic in nature are capable of forming a wide variety of salts with various inorganic and organic acids. The acids that may be used to prepare pharmaceutically acceptable acid addition salts of such basic compounds are those that form non-toxic acid addition salts, i.e., salts containing pharmacologically acceptable anions, including but not limited to malate, oxalate, chloride, bromide, iodide, nitrate, sulfate, bisulfate,
10 phosphate, acid phosphate, isonicotinate, acetate, lactate, salicylate, citrate, tartrate, oleate, tannate, pantothenate, bitartrate, ascorbate, succinate, maleate, gentisinate, fumarate, gluconate, glucaronate, saccharate, formate, benzoate, glutamate, methanesulfonate, ethanesulfonate, benzenesulfonate, *p*-toluenesulfonate and pamoate (i.e., 1,1'-methylene-bis-(2-hydroxy-3-naphthoate)) salts. Compounds included in the present compositions that are acidic in nature
15 are capable of forming base salts with various pharmacologically acceptable cations. Examples of such salts include alkali metal or alkaline earth metal salts and, particularly, calcium, magnesium, sodium, lithium, zinc, potassium, and iron salts. Compounds included in the present compositions that include a basic or acidic moiety may also form pharmaceutically acceptable salts with various amino acids. The compounds of the disclosure may contain both
20 acidic and basic groups; for example, one amino and one carboxylic acid group. In such a case, the compound can exist as an acid addition salt, a zwitterion, or a base salt.

[0098] The silanol based payloads of the disclosure may contain one or more chiral centers and/or double bonds and, therefore, exist as stereoisomers, such as geometric isomers, enantiomers, atropisomers, or diastereomers. The term “stereoisomers” when used herein
25 consist of all geometric isomers, enantiomers or diastereomers. These compounds may be designated by the symbols “*R*” or “*S*,” depending on the configuration of substituents around the stereogenic carbon atom. Various stereoisomers of these compounds and mixtures thereof are encompassed by this disclosure. Stereoisomers include enantiomers and diastereomers. Mixtures of enantiomers or diastereomers may be designated “(±)” in nomenclature, but the
30 skilled artisan will recognize that a structure may denote a chiral center implicitly.

[0099] The compounds of the disclosure may contain one or more chiral centers and/or double bonds and, therefore, exist as geometric isomers, enantiomers, atropisomers, or

diastereomers. The enantiomers and diastereomers may be designated by the symbols “(+),” “(-),” “*R*” or “*S*,” depending on the configuration of substituents around the stereogenic carbon atom, but the skilled artisan will recognize that a structure may denote a chiral center implicitly. Geometric isomers, resulting from the arrangement of substituents around a carbon-carbon double bond or arrangement of substituents around a cycloalkyl or heterocyclic ring, can also exist in the compounds. The symbol \equiv denotes a bond that may be a single, double or triple bond as described herein. Substituents around a carbon-carbon double bond are designated as being in the “*Z*” or “*E*” configuration wherein the terms “*Z*” and “*E*” are used in accordance with IUPAC standards. Unless otherwise specified, structures depicting double bonds encompass both the “*E*” and “*Z*” isomers. Substituents around a carbon-carbon double bond alternatively can be referred to as “*cis*” or “*trans*,” where “*cis*” represents substituents on the same side of the double bond and “*trans*” represents substituents on opposite sides of the double bond. The arrangement of substituents around a carbocyclic ring can also be designated as “*cis*” or “*trans*.” The term “*cis*” represents substituents on the same side of the plane of the ring and the term “*trans*” represents substituents on opposite sides of the plane of the ring. Mixtures of compounds wherein the substituents are disposed on both the same and opposite sides of plane of the ring are designated “*cis/trans*.”

[00100] Individual enantiomers and diastereomers of the compounds can be prepared synthetically from commercially available starting materials that contain asymmetric or stereogenic centers, or by preparation of racemic mixtures followed by resolution methods well known to those of ordinary skill in the art. These methods of resolution are exemplified by (1) attachment of a mixture of enantiomers to a chiral auxiliary, separation of the resulting mixture of diastereomers by recrystallization or chromatography and liberation of the optically pure product from the auxiliary, (2) salt formation employing an optically active resolving agent, (3) direct separation of the mixture of optical enantiomers on chiral liquid chromatographic columns or (4) kinetic resolution using stereoselective chemical or enzymatic reagents. Racemic mixtures can also be resolved into their component enantiomers by well-known methods, such as chiral-phase gas chromatography or crystallizing the compound in a chiral solvent. Stereoselective syntheses, a chemical or enzymatic reaction in which a single reactant forms an unequal mixture of stereoisomers during the creation of a new stereocenter or during the transformation of a pre-existing one, are well known in the art. Stereoselective syntheses

encompass both enantio- and diastereoselective transformations. For examples, see Carreira and Kvaerno, *Classics in Stereoselective Synthesis*, Wiley-VCH: Weinheim, 2009.

[00101] The compounds disclosed herein can exist in solvated as well as unsolvated forms with pharmaceutically acceptable solvents such as water, ethanol, and the like. In one embodiment, the compound is amorphous. In one embodiment, the compound is a polymorph. In another embodiment, the compound is in a crystalline form.

[00102] Also embraced are isotopically labeled compounds which are identical to those recited herein, except that one or more atoms are replaced by an atom having an atomic mass or mass number different from the atomic mass or mass number usually found in nature.

10 Examples of isotopes that can be incorporated into the compounds include isotopes of hydrogen, carbon, nitrogen, oxygen, phosphorus, sulfur, fluorine and chlorine, such as ^2H , ^3H , ^{13}C , ^{14}C , ^{15}N , ^{18}O , ^{17}O , ^{31}P , ^{32}P , ^{35}S , ^{18}F , ^{10}B , and ^{36}Cl , respectively. For example, a compound may have one or more H atom replaced with deuterium.

[00103] Certain isotopically-labeled disclosed compounds (*e.g.*, those labeled with ^3H and ^{14}C) are useful in compound and/or substrate tissue distribution assays. Tritiated (*i.e.*, ^3H) and carbon-14 (*i.e.*, ^{14}C) isotopes are particularly preferred for their ease of preparation and detectability. Further, substitution with heavier isotopes such as deuterium (*i.e.*, ^2H) may afford certain therapeutic advantages resulting from greater metabolic stability (*e.g.*, increased *in vivo* half-life or reduced dosage requirements) and hence may be preferred in some circumstances. Isotopically labeled compounds can generally be prepared by following procedures analogous to those disclosed in the Examples herein by substituting an isotopically labeled reagent for a non-isotopically labeled reagent.

[00104] The term "prodrug" refers to compounds that are transformed *in vivo* to yield a disclosed compound or a pharmaceutically acceptable salt, hydrate or solvate of the compound. The transformation may occur by various mechanisms (such as by esterase, amidase, phosphatase, oxidative and or reductive metabolism) in various locations (such as in the intestinal lumen or upon transit of the intestine, blood, or liver). Prodrugs are well known in the art (for example, see Rautio, Kumpulainen, *et al*, *Nature Reviews Drug Discovery* 2008, 7, 255). For example, if a compound or a pharmaceutically acceptable salt, hydrate, or solvate of the compound contains a carboxylic acid functional group, a prodrug can comprise an ester formed by the replacement of the hydrogen atom of the acid group with a group such as (C₁₋₈)alkyl, (C₂₋₁₂)alkanoyloxymethyl, 1-(alkanoyloxy)ethyl having from 4 to 9 carbon atoms,

1-methyl-1-(alkanoyloxy)-ethyl having from 5 to 10 carbon atoms, alkoxy carbonyloxymethyl having from 3 to 6 carbon atoms, 1-(alkoxy carbonyloxy)ethyl having from 4 to 7 carbon atoms, 1-methyl-1-(alkoxy carbonyloxy)ethyl having from 5 to 8 carbon atoms, N-(alkoxy carbonyl)aminomethyl having from 3 to 9 carbon atoms,

- 5 1-(N-(alkoxy carbonyl)amino)ethyl having from 4 to 10 carbon atoms, 3-phthalidyl, 4-crotonolactonyl, gamma-butyrolacton-4-yl, di-N,N-(C₁-C₂)alkylamino(C₂-C₃)alkyl (such as β-dimethylaminoethyl), carbamoyl-(C₁-C₂)alkyl, N,N-di(C₁-C₂)alkyl carbamoyl-(C₁-C₂)alkyl and piperidino-, pyrrolidino- or morpholino(C₂-C₃)alkyl.

- [00105] Similarly, if a compound contains an alcohol functional group, a prodrug can be formed by the replacement of the hydrogen atom of the alcohol group with a group such as (C₁-C₆)alkanoyloxymethyl, 1-((C₁-C₆)alkanoyloxy)ethyl, 1-methyl-1-((C₁-C₆)alkanoyloxy)ethyl (C₁-C₆)alkoxy carbonyloxymethyl, N-(C₁-C₆)alkoxy carbonylaminomethyl, succinoyl, (C₁-C₆)alkanoyl, α-amino(C₁-C₄)alkanoyl, arylacyl and α-aminoacyl, or α-aminoacyl-α-aminoacyl, where each α-aminoacyl group is independently selected from the naturally occurring L-amino acids,
- 15 P(O)(OH)₂, -P(O)(O(C₁-C₆)alkyl)₂ or glycosyl (the radical resulting from the removal of a hydroxyl group of the hemiacetal form of a carbohydrate).

- [00106] If a compound incorporates an amine functional group, a prodrug can be formed, for example, by creation of an amide or carbamate, an N-acyloxyalkyl derivative, an (oxodioxolonyl)methyl derivative, an N-Mannich base, imine, or enamine. In addition, a secondary amine can be metabolically cleaved to generate a bioactive primary amine, or a tertiary amine can be metabolically cleaved to generate a bioactive primary or secondary amine. For examples, see Simplicio et al., *Molecules* **2008**, *13*, 519 and references therein.

EXAMPLES

- 25 [00107] The compounds described herein can be prepared in a number of ways based on the teachings contained herein and synthetic procedures known in the art. In the description of the synthetic methods described below, it is to be understood that all proposed reaction conditions, including choice of solvent, reaction atmosphere, reaction temperature, duration of the experiment and workup procedures, can be chosen to be the conditions standard for that reaction, unless otherwise indicated. It is understood by one skilled in the art of organic synthesis that the functionality present on various portions of the molecule should be compatible with the reagents and reactions proposed. Substituents not compatible with the
- 30

reaction conditions will be apparent to one skilled in the art, and alternate methods are therefore indicated. The starting materials for the examples are either commercially available or are readily prepared by standard methods from known materials.

- [00108]** Liquid Chromatography Mass Spectrometry (LCMS) was performed on a
 5 Waters Acquity UPLC/SQD2 mass spectrometer under the following parameters: Column: ACE Excel 2 SuperC18; Length: 100 mm; Diameter: 2.1 mm; pore size: 2.0 μ m; Column temp: 40 °C, Sample temp: 25 °C or 37 °C. Gradient elution methods and mobile phase eluents are shown below.

10 polar_3min_0_1500 (0.8 mL/min flow)

Time (min)	Solvent A (%)	Solvent B (%)
0	95	5
0.2	95	5
1.50	10	90
2.00	10	90
2.20	95	5
3.00	95	5

polar_3min_0_1500 (0.6 mL/min flow)

Time (min)	Solvent A (%)	Solvent B (%)
0	95	5
0.2	95	5
1.50	10	90
2.00	10	90
2.20	95	5
3.00	95	5

15 non_polar_3min (0.8mL/min flow)

Time (min)	Solvent A (%)	Solvent B (%)
0	85	15
0.2	85	15

1.60	1	99
2.20	1	99
2.80	85	15
3.00	85	15

nonpolar 3min 1500 (0.6mL/min flow)

Time (min)	Solvent A (%)	Solvent B (%)
0	85	15
0.2	85	15
1.60	1	99
2.20	1	99
2.80	85	15
3.00	85	15

Acidic mobile phase

- 5 Solvent A (0.1% formic acid in water, pH = 2.3)
Solvent B (0.1% formic acid in acetonitrile)

Basic mobile phase

- Solvent A (0.1% NH₄OH in water, pH = 10.63)
10 Solvent B (100% acetonitrile)

Neutral mobile phase A

- Solvent A (5 mM ammonium formate in water, pH = 7.7)
Solvent B (100% acetonitrile)

15

Neutral mobile phase B

- Solvent A (10 mM ammonium bicarbonate in water, pH = 7.4)
Solvent B (100% acetonitrile)

- 20 **Slightly acidic mobile phase**

Solvent A (10 mM ammonium acetate in water, pH = 6.33)

Solvent B (100% acetonitrile)

[00109] Preparative High-performance liquid chromatography (HPLC) was performed on a Waters 2489 HPLC equipped with a UV/Vis detector, 2545 Binary Gradient Module, and Waters Fraction Collector III using ChromScope software and under the following conditions: Preparative column: XBridge Prep C18 5mm; OBD 19x250 mm column; Column temp: 25 °C; Sample temp: 25 °C. Neutral mobile phase eluents were Solvent A (10 mM Ammonium bicarbonate in water, 5% acetonitrile, pH =7.4, degassed) and Solvent B (100% acetonitrile, degassed). Gradient elution methods and mobile phase eluents are shown below.

10

Preparative HPLC gradient 1

Time (min)	Flow (mL/min)	Solvent A (%)	Solvent B (%)
Initial	18	95	5
5	18	90	10
20	18	40	60
25	18	20	80
30	18	10	90
35	18	5	95
40	18	95	5

Preparative HPLC gradient 2

Time (min)	Flow (mL/min)	Solvent A (%)	Solvent B (%)
Initial	20	80	20
2	20	60	40
5	20	50	50
10	20	40	60
20	20	20	80
35	20	20	80
45	20	20	80
50	20	15	85
60	20	5	95

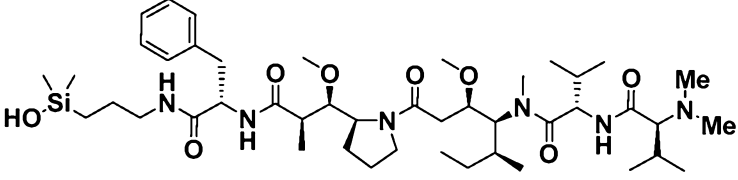
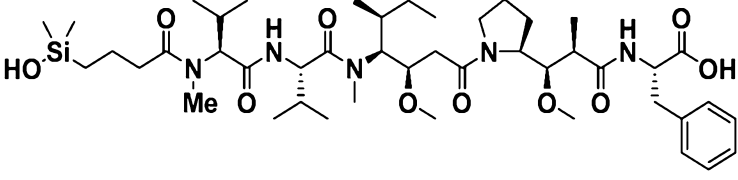
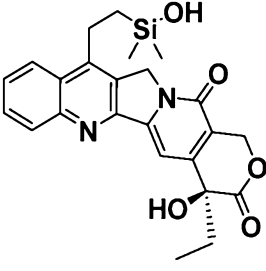
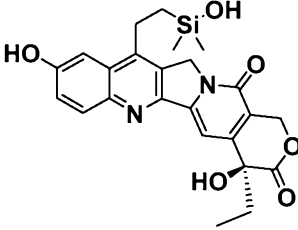
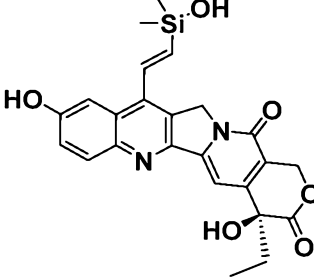
65	20	5	95
80	20	5	95
100	20	90	10

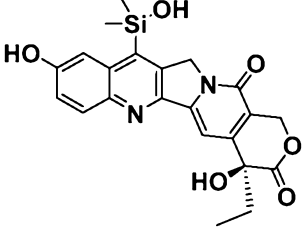
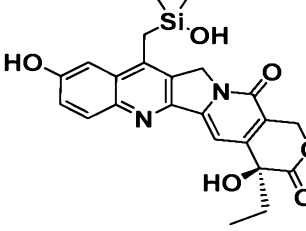
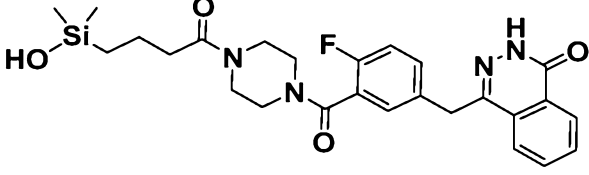
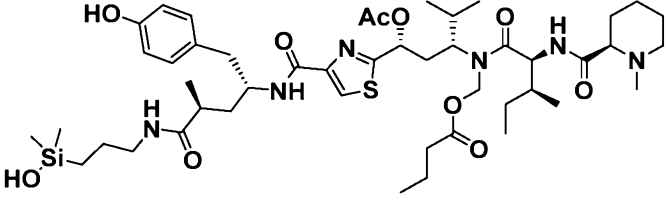
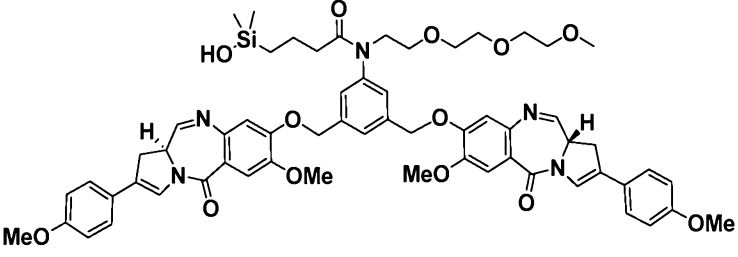
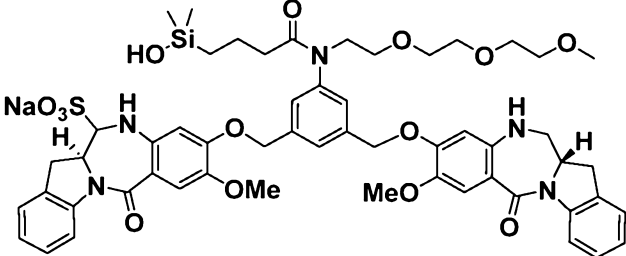
Silicon Based Payloads:

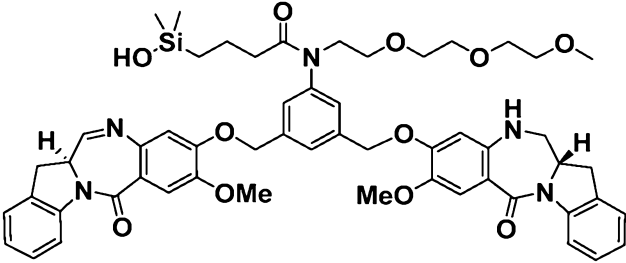
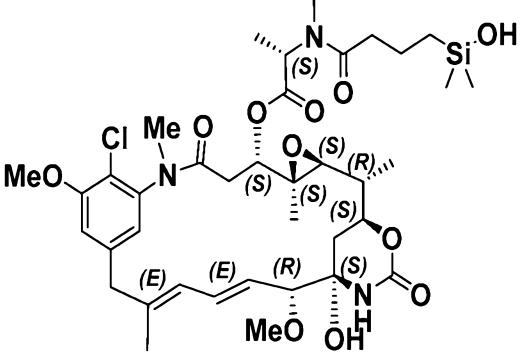
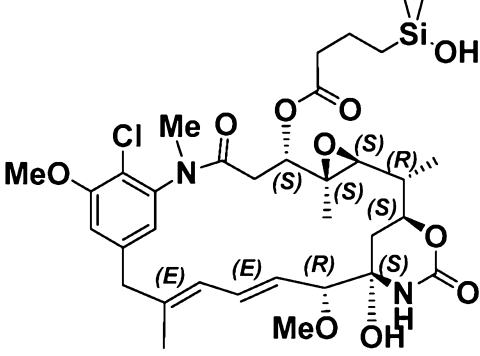
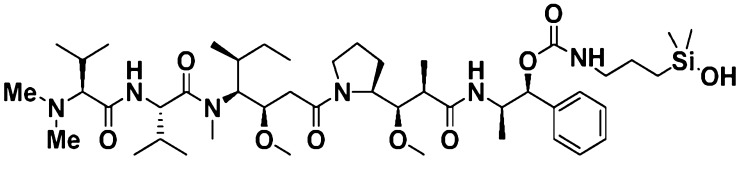
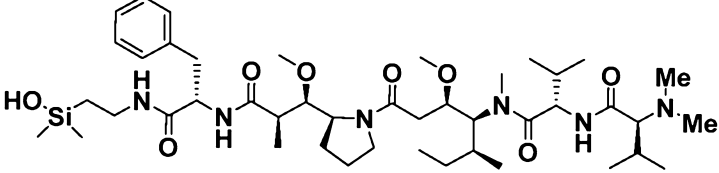
[00110] Examples of silanol based payloads contemplated in the present disclosure, as well as selected physiochemical properties, are shown in Table 1.

Table 1

Example	Silanol Compound	cLogP ^a Silanol	RT (min) Silanol
1		4.234	2.37 ^c
2		4.156	2.16 ^d
3		3.977	2.10 ^d
4		5.138	

5		4.823	1.88 ^c
6		3.944	2.23 ^c
7		2.295	1.98 ^b
8		1.886	
9		2.146	

<p>10</p>		<p>1.551</p>	
<p>11</p>		<p>1.547</p>	
<p>12</p>		<p>3.742</p>	
<p>13</p>		<p>5.969</p>	<p>1.83^b</p>
<p>14</p>		<p>6.104</p>	
<p>15</p>		<p>4.442</p>	

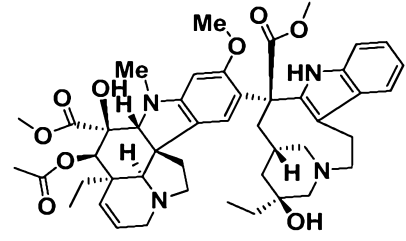
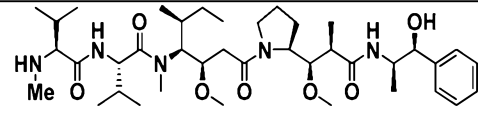
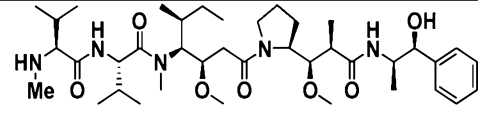
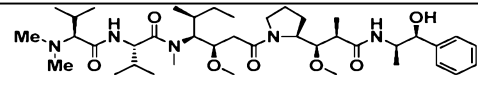
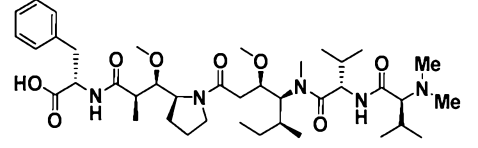
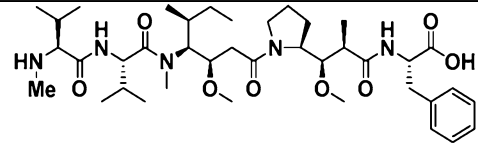
16		5.367	
17		4.055	
18		4.237	
19		4.958	
20		3.786	

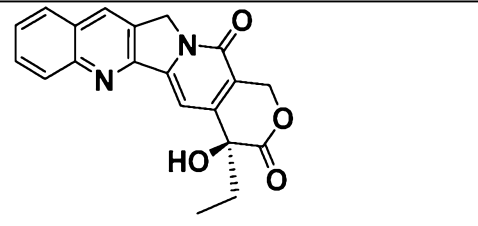
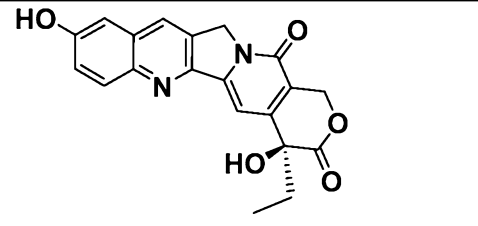
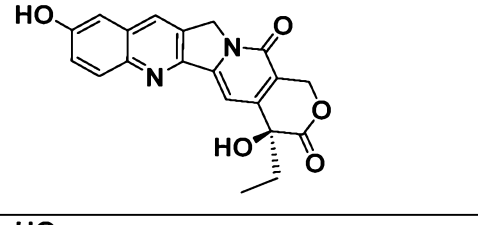
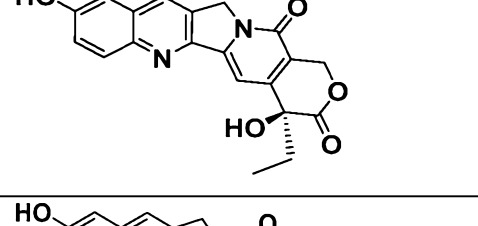
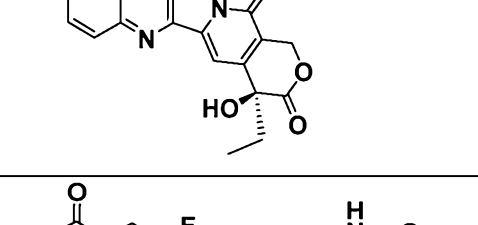
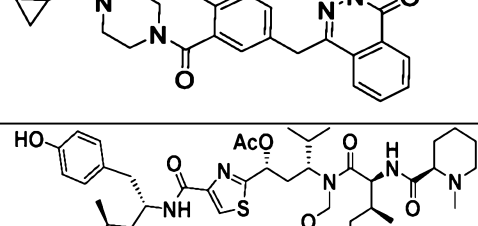
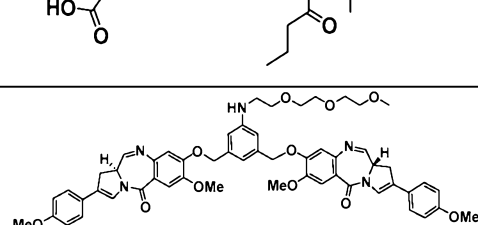

^aCalculated cLogP. ^bLCMS retention time from polar_3min_1500 method. ^cLCMS retention time from nonpolar_3min_1500 method. ^dLCMS retention time from nonpolar_3min_neutral method (0.6 mL/min flow rate)

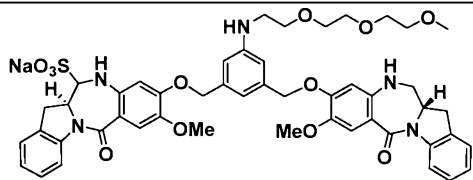
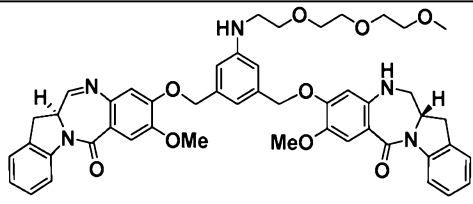
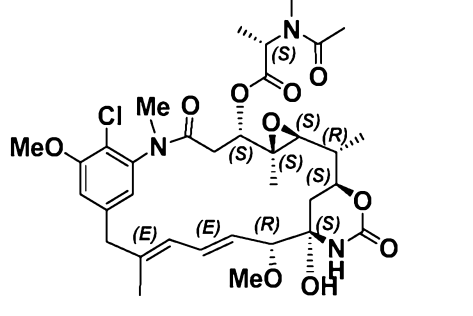
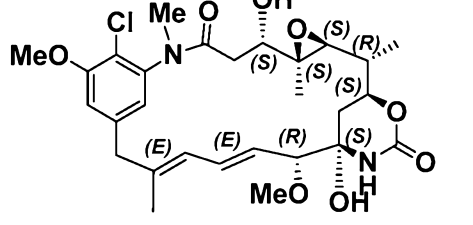
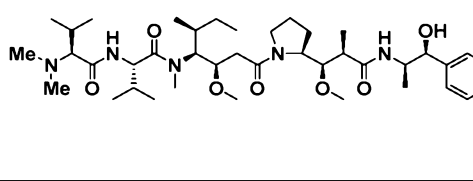
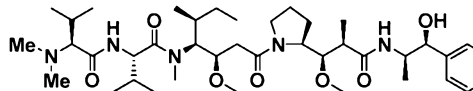
[00111] Table 2 shows the parent compounds of the silanol based payloads of Table 1, respectively, as well as selected physiochemical properties and the difference in values of the physiological properties of silanol based payloads from the parent compounds. As shown in Table 2, an increase in lipophilicity is observed by incorporation of the silanol moieties.

5

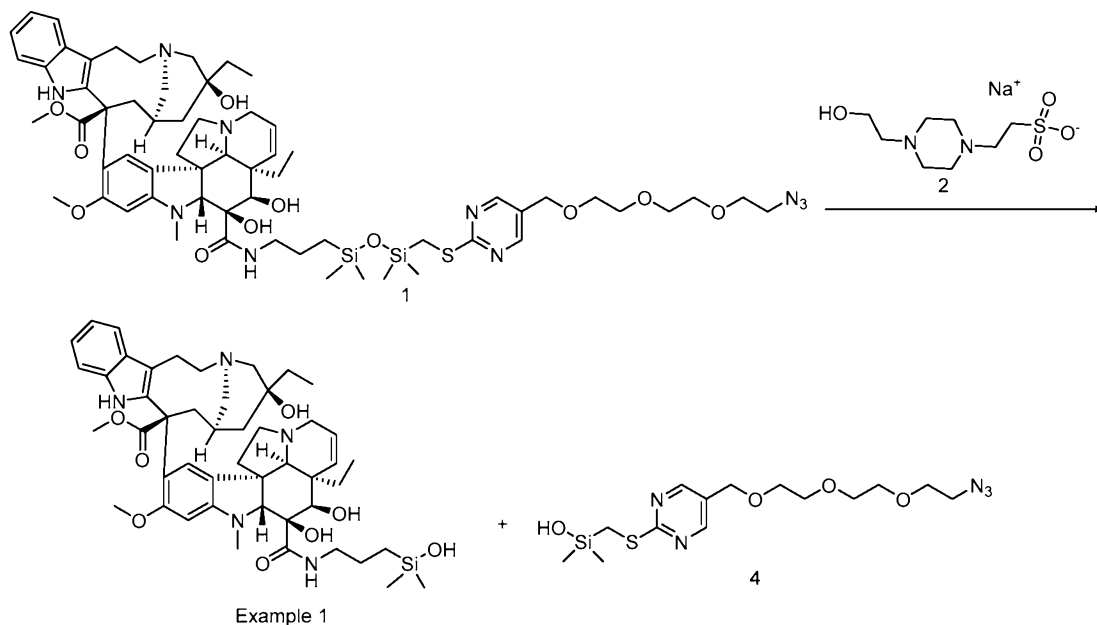
Table 2

Parent Compound of Example No.:	Structure	cLogP ^a Parent	RT (min) Parent	Δ^d cLogP	Δ^d RT (min)
1		3.925	2.30 ^c	0.309	0.07 ^c
2		3.162	2.03 ^d	0.994	0.13
3		3.162	2.03 ^d	0.815	0.07
4		3.411		1.727	
5		3.896	1.82 ^c	0.927	0.41
6		2.950	1.74 ^c	0.994	0.14

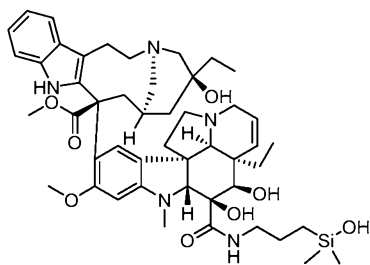
7		1.423	1.83 ^b	0.872	0.15
8		1.014	1.69 ^b	0.872	
9		1.014	1.69 ^b	1.132	
10		1.014	1.69 ^b	0.537	
11		1.014	1.69 ^b	0.533	
12		2.753		0.989	
13		5.042	1.80 ^b	0.927	0.03
14		5.392		0.712	

15		3.730		0.712	
16		4.655		0.712	
17		3.067		0.988	
18		2.510		1.727	
19		3.411		1.547	
20		3.411		0.375	

^aCalculated cLogP. ^bLCMS retention time from polar_3min_1500 method. ^cLCMS retention time from nonpolar_3min_1500 method. ^d Δ is the value difference of silanol from the parent compound.

Syntheses:**Example 1: Scheme for the preparation of Example 1**

- 5 **Methyl (3R,5S,7R,9S)-5-ethyl-9-((3aR,3a1R,4R,5S,5aR,10bR)-3a-ethyl-4,5-dihydroxy-5-((3-(hydroxydimethylsilyl)propyl)carbamoyl)-8-methoxy-6-methyl-3a,3a1,4,5,5a,6,11,12-octahydro-1H-indolizino[8,1-cd]carbazol-9-yl)-5-hydroxy-1,4,5,6,7,8,9,10-octahydro-2H-3,7-methano[1]azacycloundecino[5,4-b]indole-9-carboxylate [Example 1]:**



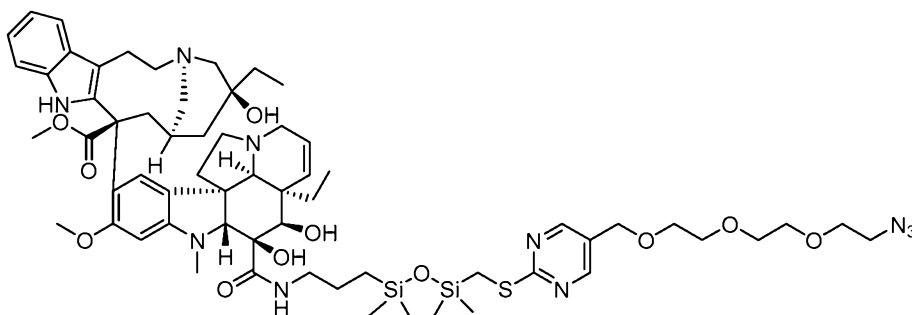
- 10 **[00112]** A solution of (3R,5S,7R,9S)-methyl 9-((3aR,3a1R,4R,5S,5aR,10bR)-5-((3-(3-(((5-((2-(2-(2-azidoethoxy)ethoxy)ethoxy)methyl)pyrimidin-2-yl)thio)methyl)-1,1,3,3-tetramethyldisiloxanyl)propyl)carbamoyl)-3a-ethyl-4,5-dihydroxy-8-methoxy-6-methyl-3a,3a1,4,5,5a,6,11,12-octahydro-1H-indolizino[8,1-cd]carbazol-9-yl)-5-ethyl-5-hydroxy-2,4,5,6,7,8,9,10-octahydro-1H-3,7-methano[1]azacycloundecino[5,4-b]indole-9-carboxylate
- 15 (50 mg, 0.040 mmol) in DMSO (2.0 ml) was charged with 50 mM HEPES Buffer (pH 5.0) (2.0 ml, 0.100 mmol) (Note: upon addition of HEPES buffer the sample crashed out of solution).

The reaction mixture was charged with 1 drop of 6N HCl and heated to 40 °C for 16 h with stirring. (Note upon addition of HCl the solution went homogeneous again) The reaction was purified by reverse phase preparative HPLC [Prep_AmmBicarb-pH7.4_Method1B] resulting in 18 mg, 20.3% yield of the title compound as a white solid after lyophilization. ¹H NMR

(DMSO-d₆, 400MHz): δ (ppm) 9.33 (s, 1H), 8.50 (s, 1H), 7.75 (br t, J=5.9 Hz, 1H), 7.37 (d, J=8.1 Hz, 1H), 7.26 (d, J=8.1 Hz, 1H), 6.97-7.04 (m, 1H), 6.88-6.95 (m, 1H), 6.45 (s, 1H), 6.20 (s, 1H), 5.69 (br dd, J=10.6, 4.8 Hz, 1H), 5.56-5.62 (m, 1H), 5.23-5.53 (m, 1H), 4.00-4.11 (m, 1H), 3.96 (br s, 2H), 3.83 (br s, 1H), 3.67-3.78 (m, 5H), 3.54 (s, 4H), 3.34 (br s, 4H), 3.27 (br d, J=14.1 Hz, 1H), 3.02-3.22 (m, 7H), 2.83-2.93 (m, 2H), 2.61-2.78 (m, 8H), 2.28-2.41 (m, 2H), 1.90-2.06 (m, 2H), 1.43-1.67 (m, 5H), 1.25-1.39 (m, 2H), 1.12-1.23 (m, 3H), 0.71-0.84 (m, 6H), 0.57-0.67 (m, 1H), 0.42-0.50 (m, 2H), 0.00 (s, 6H); MS (ES⁺): m/z = 870.55 [M+H]⁺; LCMS: t_R = 1.66 min [polar_3min_1500].

Methyl (3R,5S,7R,9S)-9-((3aR,3a1R,4R,5S,5aR,10bR)-5-((3-(3-(((5-((2-(2-azidoethoxy)ethoxy)ethoxy)methyl)pyrimidin-2-yl)thio)methyl)-1,1,3,3-tetramethyldisiloxaneyl)propyl)carbamoyl)-3a-ethyl-4,5-dihydroxy-8-methoxy-6-methyl-3a,3a1,4,5,5a,6,11,12-octahydro-1H-indolizino[8,1-cd]carbazol-9-yl)-5-ethyl-5-hydroxy-1,4,5,6,7,8,9,10-octahydro-2H-3,7-methano[1]azacycloundecino[5,4-b]indole-9-carboxylate [1]:

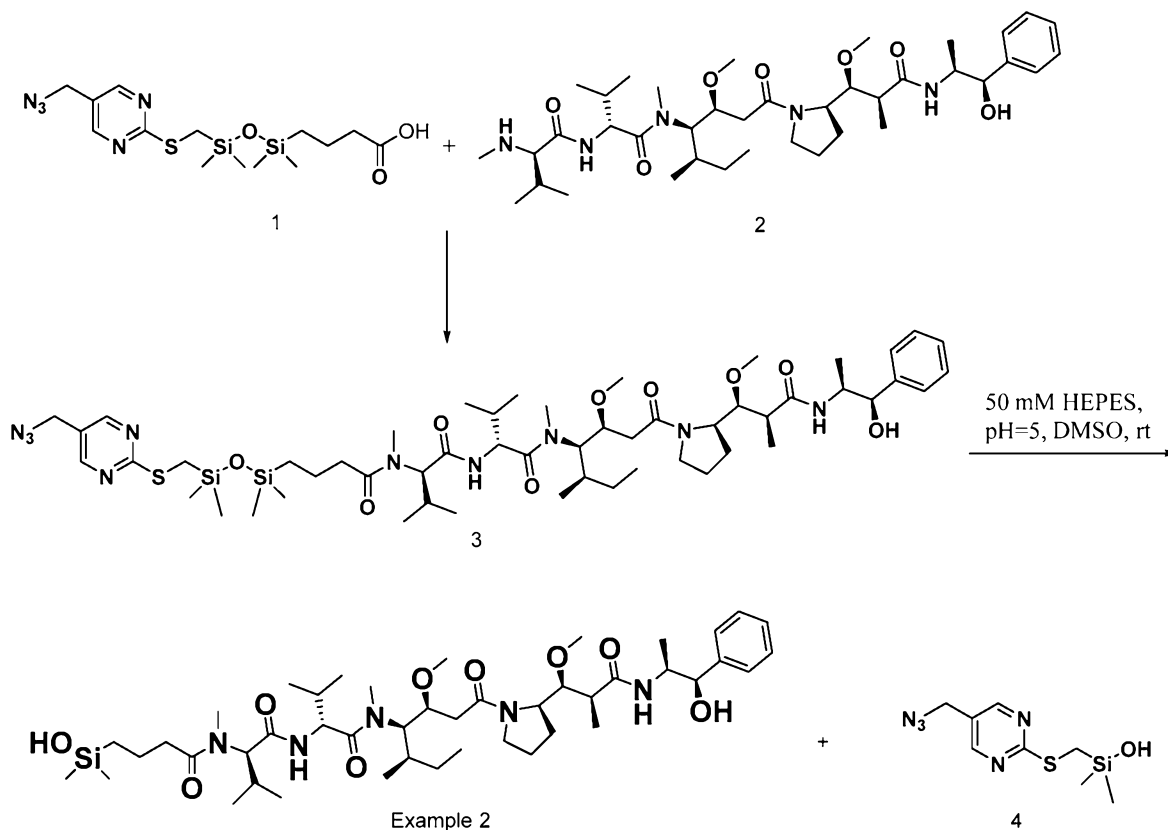
20



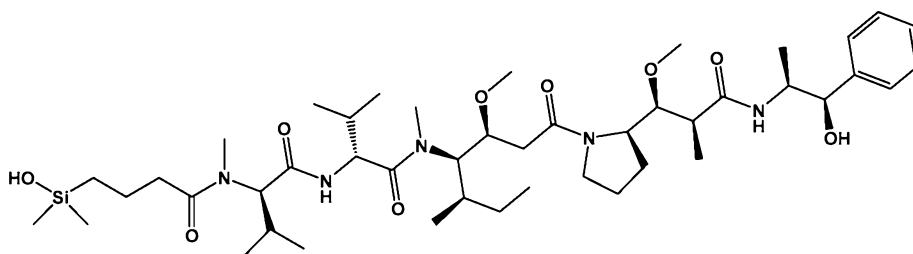
[00113] The synthesis of compound 1 can be found in WO2016183359.

Example 2: Scheme for the preparation of Example 2

41



5 **(*R*)-*N*-((3*S*,4*R*,5*R*)-1-((*R*)-2-((1*S*,2*S*)-3-(((1*R*,2*S*)-1-hydroxy-1-phenylpropan-2-yl)amino)-1-methoxy-2-methyl-3-oxopropyl)pyrrolidin-1-yl)-3-methoxy-5-methyl-1-oxoheptan-4-yl)-2-((*R*)-2-(4-(hydroxydimethylsilyl)-*N*-methylbutanamido)-3-methylbutanamido)-*N*,3-dimethylbutanamide [Example 2]:**

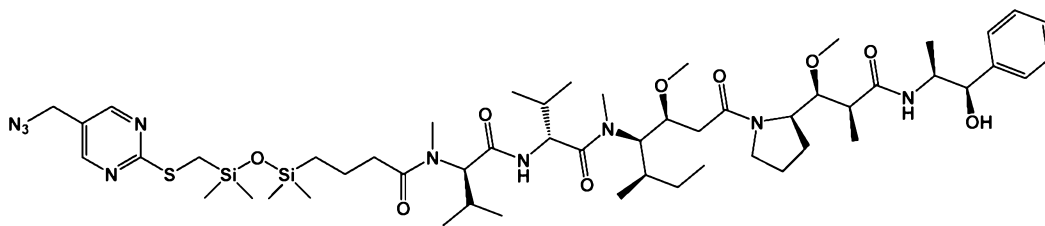


10 **[00114]** A solution of (*R*)-2-((*R*)-2-(4-(3-(((5-(azidomethyl)pyrimidin-2-yl)thio)methyl)-1,1,3,3-tetramethyldisiloxanyl)-*N*-methylbutanamido)-3-methylbutanamido)-*N*-((3*S*,4*R*,5*R*)-1-((*R*)-2-((1*S*,2*S*)-3-(((1*R*,2*S*)-1-hydroxy-1-phenylpropan-2-yl)amino)-1-methoxy-2-methyl-3-oxopropyl)pyrrolidin-1-yl)-3-methoxy-5-methyl-1-oxoheptan-4-yl)-*N*,3-dimethylbutanamide

(15 mg, 0.014 mmol) in DMSO (700 μ l) was charged with 50 mM HEPES Buffer (pH 5.0) (273 μ l, 0.014 mmol) and 1 drop of 6N HCl and stirred at rt for 2 hr. From LCMS, the reaction looked complete therefore the reaction was purified by Prep HPLC

[Prep_AmmBicarb_pH7.4_Method1B] resulting in 5.3 mg, 45% yield of the title compound as a white solid. $^1\text{H NMR}$ (DMSO- d_6 , 400MHz): δ (ppm) 7.90 (br dd, $J=8.6, 4.0$ Hz, 1H), 7.85-8.60 (m, 1H), 7.60-7.75 (m, 1H), 7.23-7.36 (m, 4H), 7.12-7.21 (m, 1H), 5.28-5.46 (m, 2H), 4.74 (br d, $J=4.3$ Hz, 1H), 4.37-4.67 (m, 3H), 3.82-4.06 (m, 2H), 3.73-3.82 (m, 1H), 3.52-3.64 (m, 1H), 3.23 (dd, $J=7.5, 1.1$ Hz, 4H), 3.16-3.21 (m, 3H), 3.12 (d, $J=8.3$ Hz, 2H), 2.95-3.00 (m, 1H), 2.89-3.00 (m, 2H), 2.84 (d, $J=17.4$ Hz, 2H), 2.21-2.46 (m, 5H), 2.07-2.19 (m, 2H), 1.90-2.05 (m, 1H), 1.65-1.86 (m, 3H), 1.43-1.61 (m, 4H), 1.29 (br dd, $J=10.7, 2.7$ Hz, 1H), 0.95-1.07 (m, 7H), 0.70-0.92 (m, 20H), 0.45-0.54 (m, 2H), -0.03-0.01 (m, 6H); MS (ES $^+$): $m/z = 844.67$ [M-18] $^+$; LCMS: $t_R = 2.21$ min [polar_3min_1500].

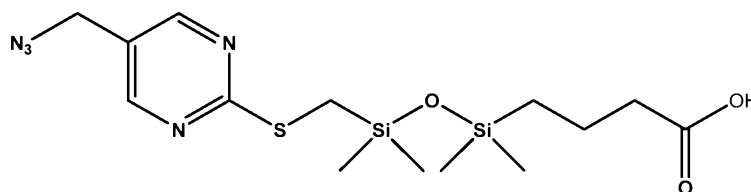
(R)-2-((R)-2-(4-(3-(((5-(azidomethyl)pyrimidin-2-yl)thio)methyl)-1,1,3,3-tetramethyldisiloxaneyl)-N-methylbutanamido)-3-methylbutanamido)-N-((3S,4R,5R)-1-((R)-2-((1S,2S)-3-(((1R,2S)-1-hydroxy-1-phenylpropan-2-yl)amino)-1-methoxy-2-methyl-3-oxopropyl)pyrrolidin-1-yl)-3-methoxy-5-methyl-1-oxoheptan-4-yl)-N,3-dimethylbutanamide [3]:



20 [00115] A solution of 2,5-dioxopyrrolidin-1-yl 4-(3-(((5-(azidomethyl)pyrimidin-2-yl)thio)methyl)-1,1,3,3-tetramethyldisiloxanyl)butanoate (22.83 mg, 0.046 mmol) and (R)-N-((3S,4R,5R)-1-((R)-2-((1S,2S)-3-(((1R,2S)-1-hydroxy-1-phenylpropan-2-yl)amino)-1-methoxy-2-methyl-3-oxopropyl)pyrrolidin-1-yl)-3-methoxy-5-methyl-1-oxoheptan-4-yl)-N,3-dimethyl-2-((R)-3-methyl-2-(methylamino)butanamido)butanamide (30 mg, 0.042 mmol) in DCM (0.500 ml) was charged with DIEA (0.015 ml, 0.084 mmol) and stirred at rt for 48 h. From LCMS very little reaction had taken place therefore the reaction was heated to 40 $^{\circ}$ C for 3 or 4 days periodically checking the reaction mixture by LCMS for progress. The reaction mixture had progressed but there was still low conversion. The reaction mixture was heated to

70 °C for multiple days checking periodically by LCMS for reaction progress. The reaction was stopped after ~ 65% was converted to product. The crude reaction mixture was purified by ISCO column chromatography on silica gel eluting with [0 % (10% 7N ammonia in methanol) in DCM to 8% (10% 7N ammonia in methanol) in DCM resulting in 22 mg, 47.9% yield of the title compound as a clear colorless oil. ¹H NMR (CDCl₃, 400MHz): δ (ppm) 8.24-8.30 (m, 2H), 7.09-7.21 (m, 5H), 7.00-7.08 (m, 1H), 6.30-6.42 (m, 2H), 4.74 (br d, J=2.3 Hz, 1H), 4.48-4.57 (m, 1H), 4.37-4.47 (m, 2H), 4.12 (s, 2H), 4.05 (td, J=7.1, 2.8 Hz, 1H), 3.91-3.99 (m, 2H), 3.85 (br s, 1H), 3.63 (br dd, J=8.6, 1.5 Hz, 1H), 3.26-3.57 (m, 3H), 3.16-3.24 (m, 5H), 3.07-3.14 (m, 4H), 2.91 (s, 1H), 2.74-2.84 (m, 6H), 2.65-2.73 (m, 1H), 2.52-2.57 (m, 1H), 2.10-2.30 (m, 8H), 1.98-2.08 (m, 2H), 1.72-1.95 (m, 7H), 1.64 (br d, J=8.3 Hz, 3H), 1.41-1.52 (m, 3H), 1.11-1.24 (m, 2H), 0.99-1.10 (m, 6H), 0.52-0.89 (m, 32H), 0.35-0.44 (m, 2H), 0.00 (s, 6H), -0.11 (s, 6H); MS (ES⁺): m/z = 1099.69 [M+H]⁺, 859.61 [M-18]⁺; LCMS: t_R = 2.78 min [nonpolar_3min].

15 **4-(3-(((5-(azidomethyl)pyrimidin-2-yl)thio)methyl)-1,1,3,3-tetramethyldisiloxaneyl)butanoic acid [1]:**

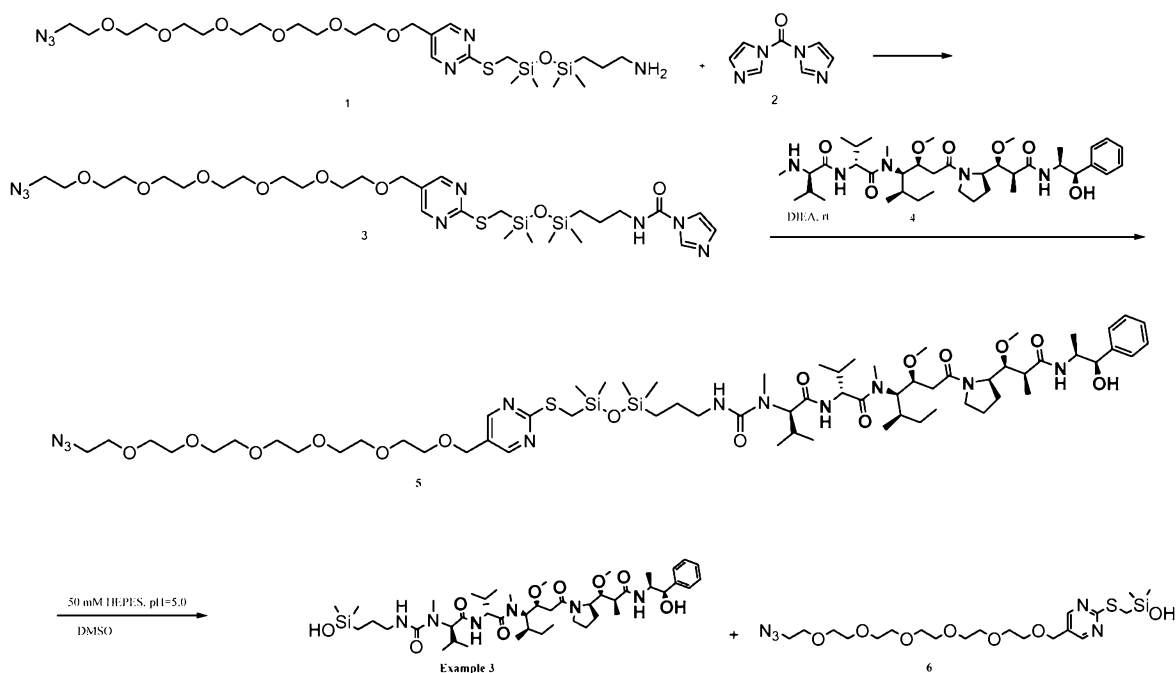


[00116] The synthesis of compound [1] can be found in WO2016183359.

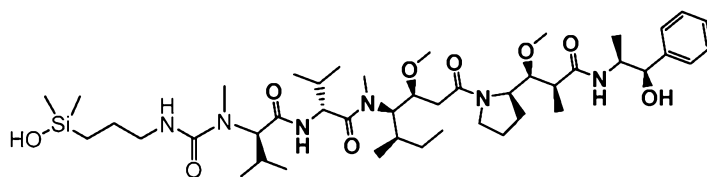
20

Example 3: Scheme for the preparation of Example 3

44



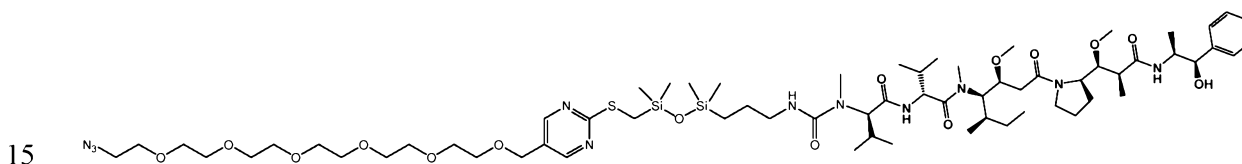
- 5 ***(R)*-*N*-((*3S,4R,5R*)-1-((*R*)-2-((*1S,2S*)-3-(((*1R,2S*)-1-hydroxy-1-phenylpropan-2-yl)amino)-1-methoxy-2-methyl-3-oxopropyl)pyrrolidin-1-yl)-3-methoxy-5-methyl-1-oxoheptan-4-yl)-2-((*R*)-2-(3-(3-(hydroxydimethylsilyl)propyl)-1-methylureido)-3-methylbutanamido)-*N,3*-dimethylbutanamide [Example 3]:**



- 10 **[00117]** A solution of *(R)*-2-((*R*)-2-(3-(3-(3-(((5-(19-azido-2,5,8,11,14,17-hexaoxonadecyl)pyrimidin-2-yl)thio)methyl)-1,1,3,3-tetramethyldisiloxanyl)propyl)-1-methylureido)-3-methylbutanamido)-*N*-((*3S,4R,5R*)-1-((*R*)-2-((*1S,2S*)-3-(((*1R,2S*)-1-hydroxy-1-phenylpropan-2-yl)amino)-1-methoxy-2-methyl-3-oxopropyl)pyrrolidin-1-yl)-3-methoxy-5-methyl-1-oxoheptan-4-yl)-*N,3*-dimethylbutanamide (27 mg, 0.020 mmol) in DMSO (1 mL)
- 15 was charged with 50 mM HEPES Buffer (pH 5.0) (0.392 mL, 0.020 mmol) and 2 drops of 6N HCl. This was stirred at rt for 2 hr. and the crude was directly purified by prep HPLC [Method: PREP_AmmBicarb_pH7.4_Method1B] resulting in 7 mg, 40.8% yield of the title compound as a white solid. ¹H NMR (DMSO-*d*₆, 400MHz): δ (ppm) 7.85-7.94 (m, 1H), 7.63

(d, $J = 8.6$ Hz, 1H), 7.23-7.35 (m, 4H), 7.13-7.19 (m, 1H), 6.44-6.58 (m, 1H), 5.24-5.47 (m, 2H), 4.69-4.79 (m, 1H), 4.57 (br t, $J = 8.8$ Hz, 1H), 4.39-4.50 (m, 1H), 3.89-4.07 (m, 3H), 3.78 (dd, $J = 9.5, 2.1$ Hz, 1H), 3.51-3.62 (m, 1H), 3.40-3.50 (m, 1H), 3.24 (d, $J = 7.8$ Hz, 4H), 3.17-3.21 (m, 3H), 3.10 (s, 2H), 2.97-3.07 (m, 2H), 2.95 (s, 2H), 2.74 (d, $J = 14.7$ Hz, 2H), 2.64-2.78 (m, 1H), 2.36-2.45 (m, 1H), 2.06-2.34 (m, 3H), 1.87-2.03 (m, 1H), 1.65-1.85 (m, 3H), 1.36-1.60 (m, 4H), 1.24-1.35 (m, 1H), 0.95-1.08 (m, 6H), 0.66-0.91 (m, 18H), 0.42 (td, $J = 8.5, 2.8$ Hz, 2H), -0.02 (s, 6H); MS (ES⁺): $m/z = 877.59$ [M+H]⁺, 859.61 [M-18]⁺; LCMS: $t_R = 2.23$ min [polar_3min_1500].

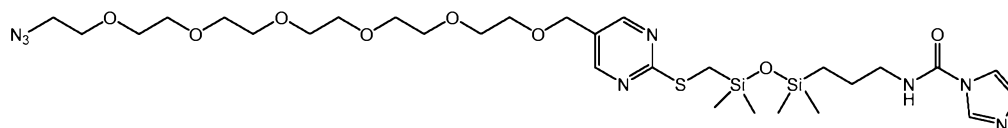
10 **(R)-2-((R)-2-(3-(3-(3-(((5-(19-azido-2,5,8,11,14,17-hexaoxonadecyl)pyrimidin-2-yl)thio)methyl)-1,1,3,3-tetramethyldisiloxanyl)propyl)-1-methylureido)-3-methylbutanamido)-N-((3S,4R,5R)-1-((R)-2-((1S,2S)-3-(((1R,2S)-1-hydroxy-1-phenylpropan-2-yl)amino)-1-methoxy-2-methyl-3-oxopropyl)pyrrolidin-1-yl)-3-methoxy-5-methyl-1-oxoheptan-4-yl)-N,3-dimethylbutanamide [5]:**



[00118] A solution of N-(3-(3-(((5-(19-azido-2,5,8,11,14,17-hexaoxonadecyl)pyrimidin-2-yl)thio)methyl)-1,1,3,3-tetramethyldisiloxanyl)propyl)-1H-imidazole-1-carboxamide (20.31 mg, 0.028 mmol) in anhydrous Acetonitrile (0.250 ml) was charged with TEA (7.77 μ l, 0.056 mmol) and cooled to 0 °C and dropwise charged with a solution of (R)-N-((3S,4R,5R)-1-((R)-2-((1S,2S)-3-(((1R,2S)-1-hydroxy-1-phenylpropan-2-yl)amino)-1-methoxy-2-methyl-3-oxopropyl)pyrrolidin-1-yl)-3-methoxy-5-methyl-1-oxoheptan-4-yl)-N,3-dimethyl-2-((R)-3-methyl-2-(methylamino)butanamido)butanamide (20.0 mg, 0.028 mmol) in Acetonitrile (0.250 ml) over a 2 min period and stirred at 0 °C for 30 min then allowed to warm to rt and stirred for an additional 48h at rt. From TLC, looks like all the sm material amine has been consumed therefore the reaction mixture was worked up. The reaction was partitioned between DCM and water and separated. The aqueous was extracted with DCM (3X) and the combined DCM fractions were dried over Na₂SO₄, filtered and concentrated *in vacuo* and purified ISCO CombiFlash chromatography on silica gel, 4g Gold

cartridge eluting with 8% (10% 7N ammonia in methanol) in DCM]. resulting in 27 mg, 70% yield of the title compound as clear colorless oil. ¹H NMR (CHLOROFORM-d, 400MHz): δ (ppm) 8.46-8.52 (m, 2H), 7.30-7.42 (m, 4H), 7.21-7.27 (m, 1H), 6.66-6.95 (m, 1H), 6.50-6.63 (m, 1H), 4.92-4.99 (m, 1H), 4.58-4.78 (m, 3H), 4.50 (s, 2H), 4.22-4.34 (m, 2H), 4.16 (br d, J=4.8 Hz, 1H), 4.05 (br s, 1H), 3.84 (br dd, J=8.6, 1.8 Hz, 1H), 3.60-3.71 (m, 22H), 3.47-3.56 (m, 1H), 3.37-3.45 (m, 6H), 3.30-3.35 (m, 3H), 3.09-3.29 (m, 3H), 2.97-3.05 (m, 2H), 2.80-2.86 (m, 2H), 2.72-2.79 (m, 1H), 2.31-2.51 (m, 5H), 2.15-2.26 (m, 1H), 1.97-2.12 (m, 4H), 1.78-1.92 (m, 4H), 1.46-1.57 (m, 2H), 1.31-1.43 (m, 1H), 1.21-1.29 (m, 4H), 0.76-1.08 (m, 25H), 0.53 (dd, J=10.9, 6.3 Hz, 2H), 0.17-0.25 (m, 6H), 0.04-0.12 (m, 6H); MS (ES⁺): m/z = 1378.82 [M+H]⁺; LCMS: t_R = 2.30 min [polar_3min_1500].

***N*-(3-(3-(((5-(19-azido-2,5,8,11,14,17-hexaoxonadecyl)pyrimidin-2-yl)thio)methyl)-1,1,3,3-tetramethyldisiloxanyl)propyl)-1*H*-imidazole-1-carboxamide [3]:**



15

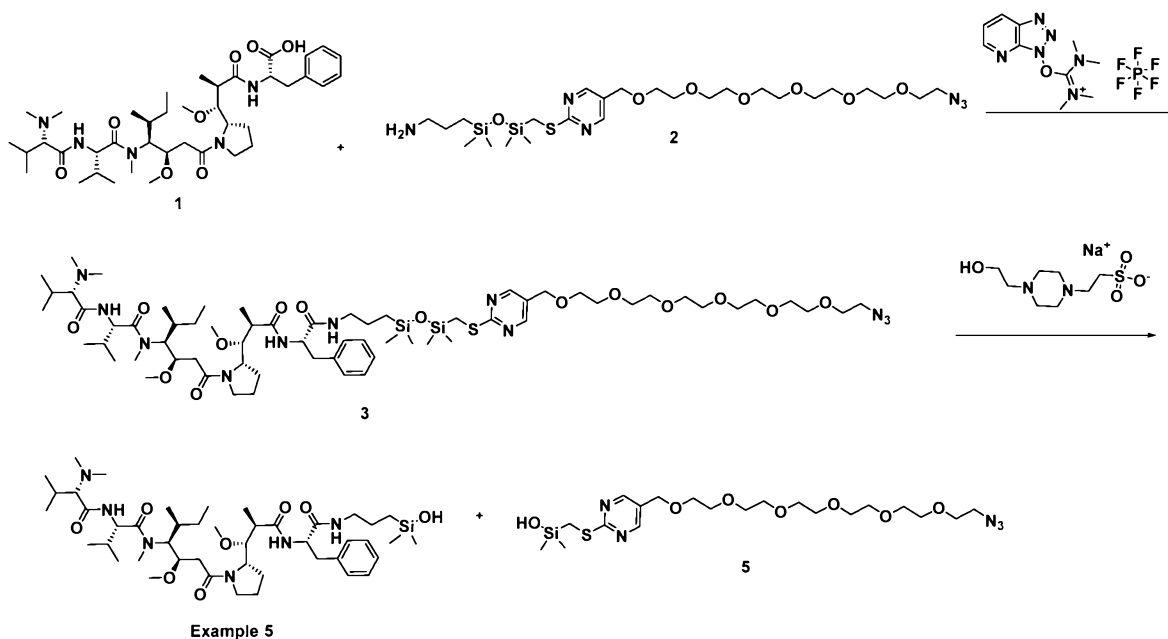
[00119] A solution of di(1*H*-imidazol-1-yl)methanone (192 mg, 1.181 mmol) in anhydrous THF (14.00 mL) was cooled to 0 °C and dropwise charged with a solution of 3-(3-(((5-(19-azido-2,5,8,11,14,17-hexaoxonadecyl)pyrimidin-2-yl)thio)methyl)-1,1,3,3-tetramethyldisiloxanyl)propan-1-amine (500 mg, 0.787 mmol) in THF (1.50 mL) over a 5 min period and stirred at 0 °C for 30 min then allowed to warm to rt. From TLC, looks like all the sm material amine has been consumed [8% (10% 7N ammonia in methanol) in DCM]. The reaction mixture was partitioned between DCM and H₂O and separated. The aqueous was extracted with DCM (3X) and the combined organic fractions were washed with brine (1X), dried over Na₂SO₄, filtered and concentrated in vacuo and the crued was purified by chromatography on silica gel eluting with 0% (10% 7N NH₃ in MeOH) in DCM to 5% solution of (10% 7N NH₃ in MeOH) in DCM resulting in 350 mg, 60% yield of the title compound as a clear colorless thick oil. ¹H NMR (CHLOROFORM-d, 400MHz): δ (ppm) 8.48 (s, 2H), 8.20 (s, 1H), 7.46 (s, 1H), 7.04-7.12 (m, 1H), 6.45-6.55 (m, 1H), 5.30 (s, 5H), 4.49 (s, 2H), 3.62-3.70 (m, 24H), 3.35-3.42 (m, 4H), 2.43 (s, 2H), 1.81-1.89 (m, 2H), 1.64-1.75 (m, 2H), 0.54-

30

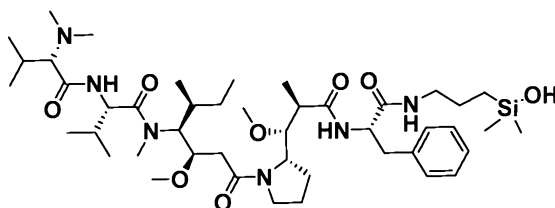
0.62 (m, 2H), 0.22 (s, 6H), 0.10 (s, 6H); MS (ES⁺): m/z = 729.19, 730.48 [M+H]⁺; LCMS: t_R = 1.88 min [nonpolar_3min].

Example 5: *(S)*-*N*-((3*R*,4*S*,5*S*)-1-((*S*)-2-((3*R*,4*R*,7*S*)-7-benzyl-13-hydroxy-4,13-dimethyl-5,8-dioxo-2-oxa-6,9-diaza-13-silatetradecan-3-yl)pyrrolidin-1-yl)-3-methoxy-5-methyl-1-oxoheptan-4-yl)-2-((*S*)-2-(dimethylamino)-3-methylbutanamido)-*N*,3-dimethylbutanamide

[00120] The title compound was prepared according to the scheme shown below.

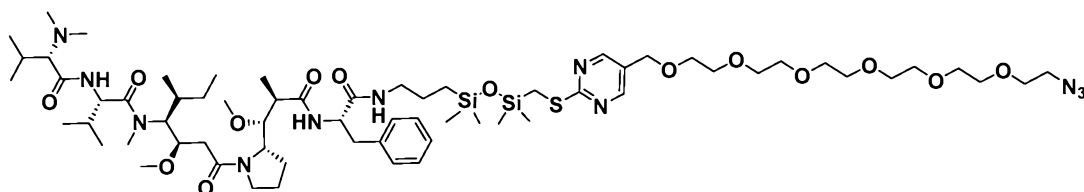


(S)-*N*-((3*R*,4*S*,5*S*)-1-((*S*)-2-((3*R*,4*R*,7*S*)-7-benzyl-13-hydroxy-4,13-dimethyl-5,8-dioxo-2-oxa-6,9-diaza-13-silatetradecan-3-yl)pyrrolidin-1-yl)-3-methoxy-5-methyl-1-oxoheptan-4-yl)-2-((*S*)-2-(dimethylamino)-3-methylbutanamido)-*N*,3-dimethylbutanamide [Example 5]:



[00121] A solution of (*S*)-*N*-((3*R*,4*S*,5*S*)-1-((*S*)-2-((10*S*,13*R*,14*R*)-1-((5-(19-azido-2,5,8,11,14,17-hexaoxonadecyl)pyrimidin-2-yl)thio)-10-benzyl-2,2,4,4,13-pentamethyl-9,12-dioxo-3,15-dioxa-8,11-diaza-2,4-disilahexadecan-14-yl)pyrrolidin-1-yl)-3-methoxy-5-methyl-1-oxoheptan-4-yl)-2-((*S*)-2-(dimethylamino)-3-methylbutanamido)-*N*,3-dimethylbutanamide (26 mg, 0.019 mmol) in DMSO (1.00 ml) was charged with 50 mM HEPES Buffer (pH 5.0) (0.500 ml, 0.025 mmol) and 1 drop of 6 N HCl and stirred at rt for 3 h. The crude was directly injected onto the HPLC resulting in 7 mg, 32.5% yield of the title compound as a white solid. ¹H NMR (DMSO-*d*₆, 400MHz): δ (ppm) 8.29 (br d, *J* = 9.1 Hz, 1H), 8.02-8.33 (m, 1H), 7.95 (br t, *J* = 5.7 Hz, 1H), 7.88 (br t, *J* = 5.7 Hz, 1H), 7.18-7.30 (m, 4H), 7.09-7.17 (m, 1H), 4.63-4.75 (m, 1H), 4.49-4.62 (m, 1H), 4.42-4.48 (m, 1H), 3.80 (dd, *J* = 9.9, 2.0 Hz, 1H), 3.97 (br s, 1H), 3.42-3.58 (m, 3H), 3.22 (s, 3H), 3.18 (d, *J* = 6.8 Hz, 3H), 2.95-3.11 (m, 7H), 2.76 (br dd, *J* = 13.5, 10.7 Hz, 1H), 2.61-2.68 (m, 2H), 2.36-2.46 (m, 1H), 2.24-2.34 (m, 2H), 2.20 (d, *J* = 8.8 Hz, 6H), 1.64-2.05 (m, 6H), 1.24-1.56 (m, 6H), 1.03 (br d, *J* = 6.6 Hz, 2H), 0.80-0.99 (m, 16H), 0.66-0.79 (m, 6H), 0.41 (dt, *J* = 12.4, 4.4 Hz, 2H), -0.02 (s, 6H); MS (ES⁺): *m/z* = 861.52, 862.65 [M+H]⁺; LCMS: *t*_R = 1.68 min [polar_3min_1500].

(*S*)-*N*-((3*R*,4*S*,5*S*)-1-((*S*)-2-((3*R*,4*R*,7*S*)-7-benzyl-13-hydroxy-4,13-dimethyl-5,8-dioxo-2-oxa-6,9-diaza-13-silatetradecan-3-yl)pyrrolidin-1-yl)-3-methoxy-5-methyl-1-oxoheptan-4-yl)-2-((*S*)-2-(dimethylamino)-3-methylbutanamido)-*N*,3-dimethylbutanamide [3]:



20

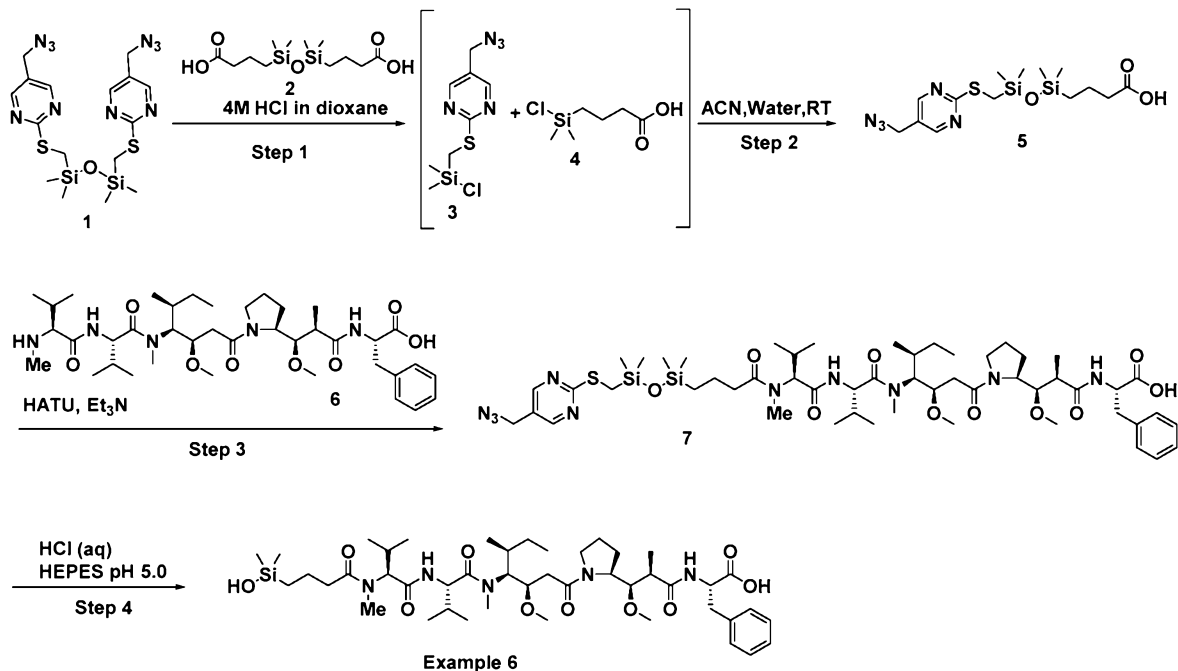
[00122] A solution of (*S*)-1-(((*S*)-1-(((3*R*,4*S*,5*S*)-1-((*S*)-2-((1*R*,2*R*)-3-(((*S*)-1-carboxy-2-phenylethyl)amino)-1-methoxy-2-methyl-3-oxopropyl)pyrrolidin-1-yl)-3-methoxy-5-methyl-1-oxoheptan-4-yl)(methyl)amino)-3-methyl-1-oxobutan-2-yl)amino)-*N*,*N*,3-trimethyl-1-oxobutan-2-aminium, 2,2,2-trifluoroacetate salt (387 mg, 0.450 mmol) in DMF (5.00 ml) was cooled to 0 °C and charged with DIEA (0.327 ml, 1.873 mmol) and a solution of HATU (171 mg, 0.450 mmol) in DMF (2.00 ml) and stirred at 0 °C for 30 min. The reaction mixture was charged with a solution of 2-(4-(3-(3-aminopropyl)-1,1,3,3-tetramethyldisiloxanyl)phenyl)-*N*-(17-azido-3,6,9,12,15-pentaoxaheptadecyl)acetamide (230 mg, 0.375 mmol) in DMF (2.00 ml)

25

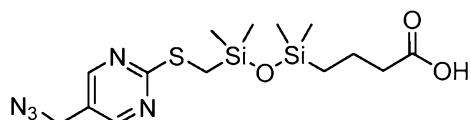
then allowed to warm to rt and stirred at rt for an additional 16 h. The reaction mixture was partitioned between DCM (30 mL) and H₂O (20 mL) and separated. The aqueous was extracted with DCM (5X15 mL) and the combined organic was washed with water (2X20 mL) brine (1X30 mL), dried over Na₂SO₄, filtered and concentrated *in vacuo* resulting in a crude oil which was purified by chromatography on silica gel [ISCO CombiFlash, eluting with 100% DCM to 8% of a 10% solution of 7N NH₃ in MeOH in methanol] resulting in 420 mg, 84% yield of the title compound as a white foam solid. ¹H NMR (CDCl₃, 400MHz): δ (ppm) 7.32-7.43 (m, 2H), 7.06-7.30 (m, 8H), 6.78-6.96 (m, 1H), 6.71 (br d, *J* = 4.8 Hz, 1H), 6.58 (br d, *J* = 7.8 Hz, 1H), 6.31-6.47 (m, 1H), 4.74 (br dd, *J* = 9.0, 6.9 Hz, 1H), 4.56-4.68 (m, 1H), 3.99 (br d, *J* = 5.6 Hz, 1H), 3.80 (br d, *J* = 8.6 Hz, 1H), 3.45-3.65 (m, 23H), 3.36 (dt, *J* = 17.3, 5.1 Hz, 6H), 3.27 (d, *J* = 18.2 Hz, 5H), 2.94-3.13 (m, 7H), 2.18-2.31 (m, 7H), 1.85-2.11 (m, 4H), 1.71-1.83 (m, 2H), 1.24-1.38 (m, 3H), 1.04-1.16 (m, 3H), 0.84-1.00 (m, 16H), 0.71-0.81 (m, 4H), 0.33-0.41 (m, 2H), 0.26 (s, 6H), -0.05-0.04 (m, 6H); MS (ES⁺): *m/z* = 1341.95 [M+H]⁺; LCMS: *t_R* = 2.03 min [nonpolar_3min].

15 **Example 6:** ((2R,3R)-3-((S)-1-((3R,4S,5S)-4-((S)-2-((S)-2-(4-(hydroxydimethylsilyl)-N-methylbutanamido)-3-methylbutanamido)-N,3-dimethylbutanamido)-3-methoxy-5-methylheptanoyl)pyrrolidin-2-yl)-3-methoxy-2-methylpropanoyl)-L-phenylalanine

[00123] The title compound was prepared according to the scheme shown below.



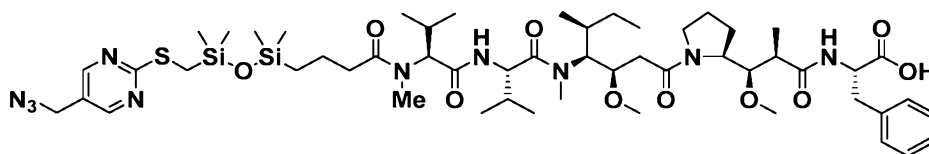
Steps 1 and 2. Synthesis of 4-(3-(((5-(Azidomethyl)pyrimidin-2-yl)thio)methyl)-1,1,3,3-tetramethyldisiloxany)butanoic acid [5]:



[00124] A solution of 1,3-bis(((5-(azidomethyl)pyrimidin-2-yl)thio)methyl)-1,1,3,3-tetramethyldisiloxane 1 (1.5 g, 3.048 mmol; WO2016183359) and 4,4'-(1,1,3,3-tetramethyldisiloxane-1,3-diyl)dibutyric acid 2 (932 mg, 3.048 mmol) in 4M HCl in dioxane (30 mL) was stirred at room temperature for 1 h. The reaction mixture was concentrated *in vacuo* resulting in the crude intermediate 3 and 4. The intermediate 3 and 4 was dissolved in acetonitrile (200 mL) and followed by addition of water (0.11 mL, 6.097 mmol) and DIPEA (3.09 mL, 18.29 mmol) and stirred at room temperature for another 1 h. The reaction mixture was concentrated *in vacuo* resulting in the crude compound which was purified by CombiFlash column chromatography eluting with 10-30% ethyl acetate in *n*-hexane to afford 1.2 g (50% yield) of the title compound as colourless oil. ¹H NMR (400 MHz, DMSO-*d*₆) δ = 11.95 (s, 1

H), 8.67 (s, 2 H), 4.50 (s, 2 H), 2.39 - 2.44 (m, 2 H), 2.22 (dt, $J = 3.67, 7.21$ Hz, 2 H), 1.48 - 1.60 (m, 2 H), 0.52 (td, $J = 4.59, 12.35$ Hz, 2 H), 0.18 (s, 6 H), 0.06 (s, 6 H).

Step 3. Synthesis of ((2R,3R)-3-((S)-1-((3R,4S,5S)-4-((S)-2-((S)-2-(4-(3-(((5-(azidomethyl)pyrimidin-2-yl)thio)methyl)-1,1,3,3-tetramethyldisiloxanyl)-N-methylbutanamido)-3-methylbutanamido)-N,3-dimethylbutanamido)-3-methoxy-5-methylheptanoyl)pyrrolidin-2-yl)-3-methoxy-2-methylpropanoyl)-L-phenylalanine



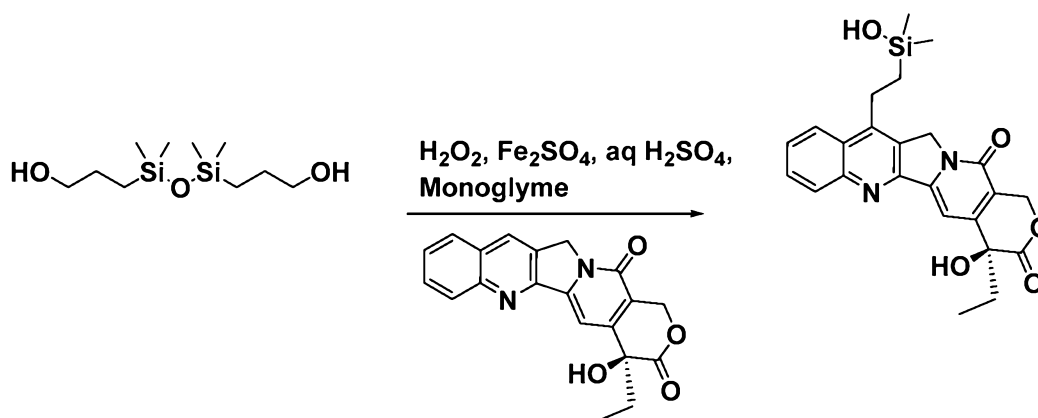
[00125] A solution of 4-(3-(((5-(azidomethyl)pyrimidin-2-yl)thio)methyl)-1,1,3,3-tetramethyldisiloxanyl)butanoic acid (16.38 mg, 0.041 mmol) and HATU (15.58 mg, 0.041 mmol) in DMF (1997 μ L) was stirred for 15 min then charged with a solution of (S)-2-(((2R,3R)-3-((S)-1-((3R,4S,5S)-4-((S)-N,3-dimethyl-2-((S)-3-methyl-2-(methylamino)butanamido)butanamido)-3-methoxy-5-methylheptanoyl)pyrrolidin-2-yl)-3-methoxy-2-methylpropanamido)-3-phenylpropanoic acid (20 mg, 0.027 mmol) and TEA (6.47 μ L, 0.046 mmol) in DMF (1331 μ L). After stirring at rt for 7 hrs, the reaction was diluted with DCM (20 mL) and washed with water (2x10 mL). The filtrate was washed with brine, dried over $MgSO_4$, filtered, and concentrated. This material was carried on to the hydrolysis step. MS (ES^+): $m/z = 1,113.74 [M+H]^+$; LCMS: $t_R = 2.77$ min.

Step 4. ((2R,3R)-3-((S)-1-((3R,4S,5S)-4-((S)-2-((S)-2-(4-(hydroxydimethylsilyl)-N-methylbutanamido)-3-methylbutanamido)-N,3-dimethylbutanamido)-3-methoxy-5-methylheptanoyl)pyrrolidin-2-yl)-3-methoxy-2-methylpropanoyl)-L-phenylalanine

[00126] The crude product from Step 3 was dissolved in DMSO (0.500 mL) to give a white suspension. Then 2 drops of 6N aq HCl (4.55 μ L, 0.027 mmol) was added. The reaction became clear in 5 min. The reaction was monitored by LCMS at 254 and 230 nm. After 1 hr and 30 min, the reaction was diluted with 0.5 mL of DMSO and passed through an ISCO solid loading cartridge. The filtrate was injected onto the prep HPLC. Using Prep HPLC with

Gradient 1, (S)-2-((2R,3R)-3-((S)-1-((8S,11S,14S,15R)-14-((S)-sec-butyl)-2-hydroxy-8,11-diisopropyl-15-methoxy-2,7,13-trimethyl-6,9,12-trioxo-7,10,13-triaza-2-silaheptadecan-17-oyl)pyrrolidin-2-yl)-3-methoxy-2-methylpropanamido)-3-phenylpropanoic acid (8.00 mg, 9.13 μ mol, 33.4 % yield) was obtained as a white solid. MS (ES⁺): m/z = 858.63 [M-OH]⁺; LCMS: t_R = 2.27 min [polar_3min_1500, detection at 230 nm]. ¹H NMR (400 MHz, DMSO-*d*₆) δ ppm 7.09 – 7.33 (m, 5 H) 5.26 – 5.38 (m, 1 H) 4.29 – 4.78 (m, 3 H) 3.69 – 4.05 (m, 2 H) 3.40 – 3.62 (m, 2 H) 3.12 – 3.30 (m, 10 H) 2.63 – 3.12 (m, 9 H) 2.09 – 2.46 (m, 7 H) 1.70 – 2.01 (m, 4 H) 1.40 – 1.62 (m, 3 H) 1.17 – 1.39 (m, 3 H) 0.97 – 1.11 (m, 2 H) 0.67 – 0.96 (m, 21 H) 0.44 – 0.56 (m, 2 H) 0.01 – 0.07 (m, 2 H) -0.06 - 0.01 (m, 4 H). Rotamers were observed in ¹H NMR.

10 **Example 7: (S)-4-Ethyl-4-hydroxy-11-(2-(hydroxydimethylsilyl)ethyl)-1,12-dihydro-14H-pyrano[3',4':6,7]indolizino[1,2-b]quinoline-3,14(4H)-dione**

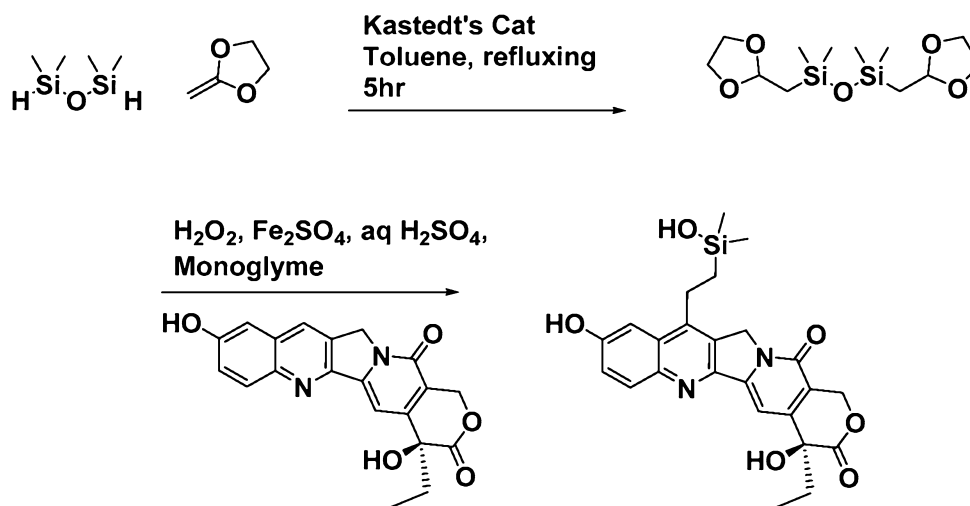


[00127] Iron (II) sulfate heptahydrate (24.0 mg, 0.055 mmol) was dissolved in 30% aqueous sulfuric acid (148 μ l, 0.086 mmol) at rt. After stirring for 20 minutes at room temperature, a solution of 3,3'-(1,1,3,3-tetramethyldisiloxane-1,3-diyl)bis(propan-1-ol) (53.9 mg, 0.215 mmol; prepared according to Frampton, Mark B., Izabela Subczynska, and Paul M. Zelisko. "Biocatalytic synthesis of silicone polyesters." *Biomacromolecules* 11.7 (2010): 1818-1825) in 1,2-dimethoxyethane (598 μ l) was then added dropwise into the flask and the whole was stirred for 15 minutes. To the above mixture was slowly added over a 30 minute time period a solution containing camptothecin (30.0 mg, 0.086 mmol), 30% aqueous sulfuric acid (1656 μ l, 0.086 mmol), and 30% aqueous hydrogen peroxide (77 μ l, 0.689 mmol). The solution was stirred for one hour at room temperature and another 231 μ l of 30% aqueous hydrogen peroxide was added over a 30 minute time period. After 5 hrs, LCMS showed product formation. After 22 hrs, the reaction mixture was cooled to 0 °C and neutralized with saturated

aq NaHCO₃. The mixture was filtered through an ISCO silica gel dry loading cartridge. The filtrate was spun down and the supernatant was injected onto the prep-HPLC (7x5mL, HPLC method 1B). Fractions containing the product were collected and the solvent was removed on the lyophilizer to give (S)-4-ethyl-4-hydroxy-11-(2-(hydroxydimethylsilyl)ethyl)-1H-pyrano[3',4':6,7]indolizino[1,2-b]quinoline-3,14(4H,12H)-dione (3 mg, 6.66 μmol, 7.73 % yield) as a white solid. ¹H NMR (400 MHz, DMSO-d₆) δ ppm 8.16 – 8.25 (m, 2 H) 7.86 (t, *J*=7.30 Hz, 1 H) 7.75 (ddd, *J*=8.40, 7.01, 1.26 Hz, 1 H) 7.33 (s, 1 H) 6.53 (s, 1 H) 5.68 (s, 1 H) 5.44 (s, 2 H) 5.33 (s, 2 H) 3.37 – 3.50 (m, 1 H) 3.26 – 3.30 (m, 1 H) 3.14 – 3.24 (m, 2 H) 2.52 – 2.60 (m, 2 H) 1.82 – 1.93 (m, 2 H) 1.23 (s, 1 H) 0.84 – 0.96 (m, 5 H) 0.06 – 0.15 (m, 6 H). 2D NMRs confirmed the title compound; MS (ES⁺): *m/z* = [M+1] = 451.01; LCMS: *t_R* = 1.98 min [polar_3min_1500].

Example 8: (S)-4-Ethyl-4,9-dihydroxy-11-(2-(hydroxydimethylsilyl)ethyl)-1,12-dihydro-14H-pyrano[3',4':6,7]indolizino[1,2-b]quinoline-3,14(4H)-dione

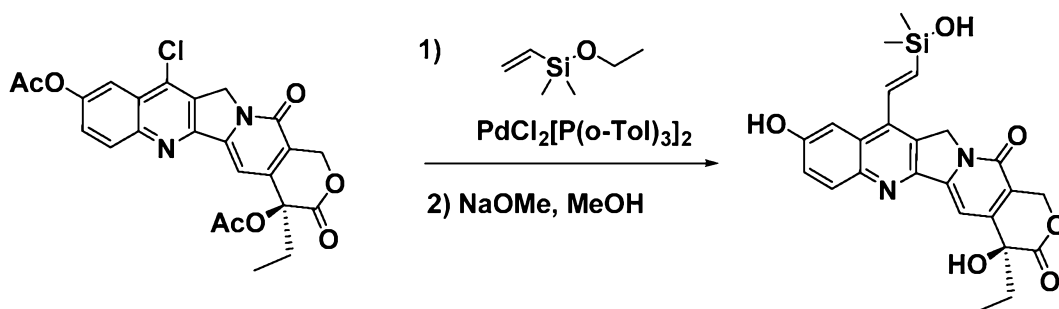
[00128] The title compound can be prepared according to the scheme shown below.



Example 9: (S,E)-4-ethyl-4,9-dihydroxy-11-(2-(hydroxydimethylsilyl)vinyl)-1,12-dihydro-14H-pyrano[3',4':6,7]indolizino[1,2-b]quinoline-3,14(4H)-dione

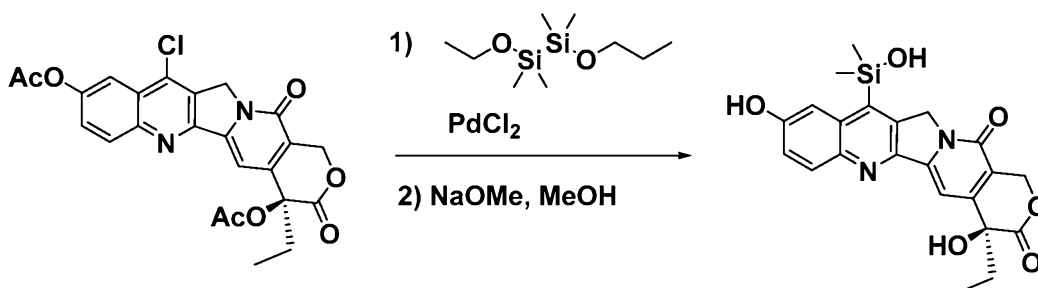
[00129] The title compound can be prepared according to the scheme shown below.

54



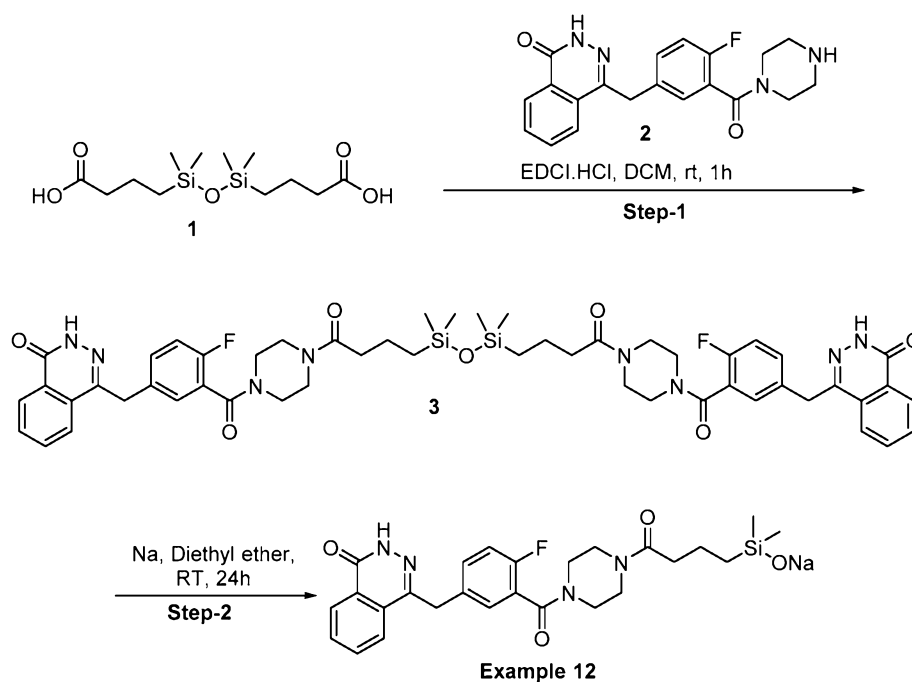
Example 10: (S)-4-ethyl-4,9-dihydroxy-11-(hydroxydimethylsilyl)-1,12-dihydro-14H-pyrano[3',4':6,7]indolizino[1,2-b]quinoline-3,14(4H)-dione

5 [00130] The title compound can be prepared according to the scheme shown below.

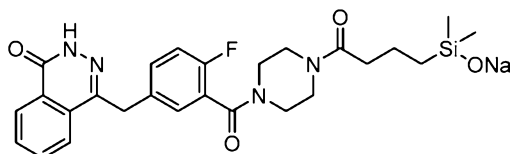


Example 12: Scheme for the preparation of Example 12

55



Sodium 4-(4-(2-fluoro-5-((4-oxo-3,4-dihydrophthalazin-1-yl)methyl)benzoyl)piperazin-1-yl)-4-oxobutyl)dimethylsilanolate [Example 12]:

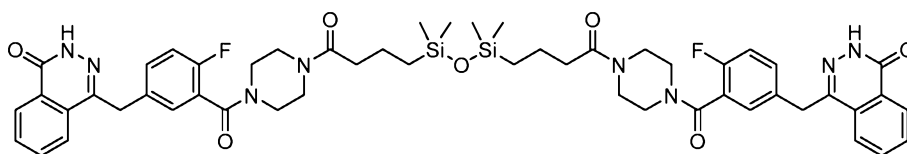


5

[00131] A solution of 4,4'-(((4,4'-(4,4'-(1,1,3,3-tetramethyldisiloxane-1,3-diyl)bis(butanoyl))bis(piperazine-4,1-diyl-1-carbonyl))bis(4-fluoro-3,1-phenylene))bis(methylene))bis(phthalazin-1(2*H*)-one) (200 mg, 0.1993 mmol) in diethyl ether (5 mL) was charged with sodium metal (5 mg, 0.1993 mmol) at room temperature and stirred for 24 h. The diethyl ether layer was decanted and the resulting solution was diluted with water. The precipitate was filtered and the collected filtrate was lyophilized to afford 100 mg, 94% yield of the title compound as an off white solid. ¹H NMR (400 MHz, DMSO-*d*₆) δ = 8.07 (d, *J* = 6.48 Hz, 1 H), 7.97 - 8.04 (m, 1 H), 7.57 - 7.64 (m, 1 H), 7.41 - 7.52 (m, 3 H), 7.34 - 7.39 (m, 1 H), 7.13 (d, *J* = 7.58 Hz, 1 H), 4.22 (d, *J* = 8.68 Hz, 2 H), 3.37 - 3.51 (m, 4 H), 3.17 - 3.33 (m, 4 H), 2.24 - 3.00 (m, 2 H), 1.44 - 1.55 (m, 2 H), 0.18 - 0.25 (m, 2 H), -0.28 (br. s, 6 H); ¹H NMR (400 MHz, D₂O) δ 8.11 - 8.15 (m, 1 H), 7.63 - 7.74 (m, 3 H), 7.34 - 7.42 (m, 1 H),

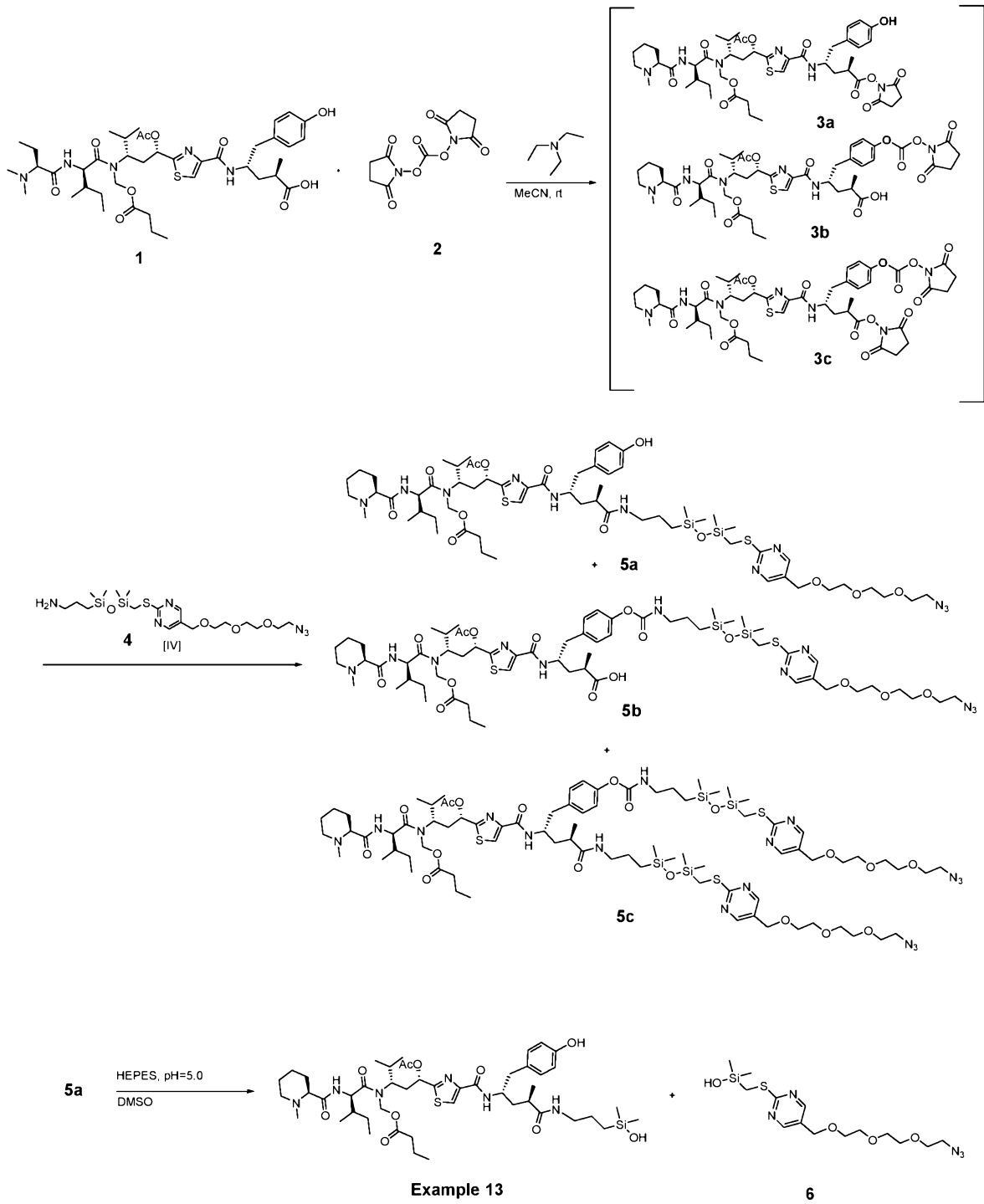
7.02 - 7.11 (m, 2 H), 4.36 (s, 2 H), 3.50 - 3.67 (m, 4 H), 3.07 - 3.25 (m, 4 H), 2.38 (t, $J = 7.09$ Hz, 1 H), 2.29 (t, $J = 7.34$ Hz, 1 H), 1.45 - 1.58 (m, 2 H), 0.44 - 0.52 (m, 2 H), -0.02 (s, 3 H), -0.02 (s, 3 H); MS (ES⁺): $m/z = 533.00$ [M + H]⁺; LCMS: $t_R = 1.75$ min.

- 5 **4,4'-(((4,4'-(4,4'-(1,1,3,3-tetramethyldisiloxane-1,3-diyl)bis(butanoyl))bis(piperazine-4,1-diyl-1-carbonyl))bis(4-fluoro-3,1-phenylene))bis(methylene))bis(phthalazin-1(2H)-one): [3]:**



- 10 **[00132]** A solution of 4,4'-(1,1,3,3-tetramethyldisiloxane-1,3-diyl)dibutyric acid (250 mg, 0.816 mmol) in dichloromethane (5 mL) was charged EDCI-HCl (396 mg, 2.042 mmol) and 4-(4-fluoro-3-(piperazine-1-carbonyl)benzyl)phthalazin-1(2H)-one (598 mg, 1.633 mmol) at room temperature and stirred for 1hh. After completion of the reaction (monitored by TLC), water (5 mL) was added in the reaction mixture and organic layer was separated to obtain crude
- 15 compound. The crude compound was purified by CombiFlash chromatography using 1-10% MeOH in DCM to obtain 286mg, 38% yield of the title compound as an off white solid. ¹H NMR (400 MHz, DMSO-*d*₆): δ 12.57 (s, 2H), 8.55 (d, $J = 10.27$ Hz, 2H), 8.23 (d, $J = 7.83$ Hz, 1H), 7.92-7.96 (m, 1H), 7.84-7.89 (m, 2H), 7.78-7.83 (m, 2H), 7.38-7.44 (m, 2H), 7.33 (br. s, 2H), 7.21 (t, $J = 8.80$ Hz, 2H), 4.44 (s, 2H), 4.30 (s, 2H), 3.49-3.62 (m, 14H), 3.33-3.38 (m,
- 20 4H), 3.08-3.18 (m, 2H), 2.25-2.38 (m, 4H), 1.44-1.55 (m, 2H), 0.46-0.54 (m, 2H), 0.14 (br. s, 3H), 0.13 (br. s, 3H), 0.04 (br. s, 3H), 0.03 (br. s, 3H); MS (ES⁺): $m/z = 493.20$ [Monomer M - 18]⁺; LCMS: $t_R = 0.792$ min.

Example 13: Scheme for the preparation of Example 13

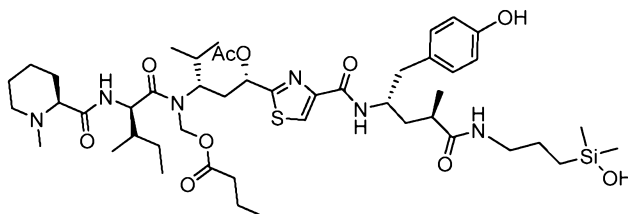


Example 13

6

((2R,3S)-N-((1S,3S)-1-acetoxy-1-(4-(((2S,4R)-5-((3-(hydroxydimethylsilyl)propyl)amino)-1-(4-hydroxyphenyl)-4-methyl-5-oxopentan-2-yl)carbamoyl)thiazol-2-yl)-4-methylpentan-3-yl)-3-methyl-2-((S)-1-methylpiperidine-2-carboxamido)pentanamido)methyl butyrate

[Example 13]



5

[00133] A solution of ((2R,3S)-N-((1S,3S)-1-acetoxy-1-(4-(((2S,4R)-5-((3-(3-(((5-((2-(2-azidoethoxy)ethoxy)ethoxy)methyl)pyrimidin-2-yl)thio)methyl)-1,1,3,3-tetramethyldisiloxanyl)propyl)amino)-1-(4-hydroxyphenyl)-4-methyl-5-oxopentan-2-

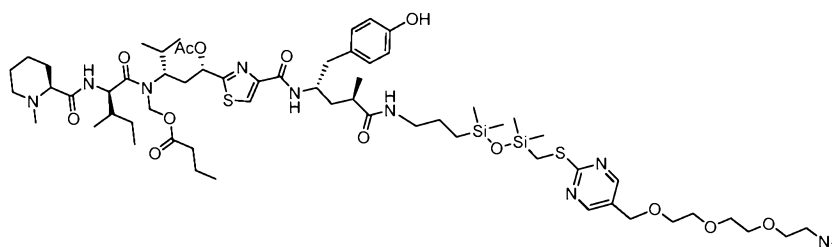
10 yl)carbamoyl)thiazol-2-yl)-4-methylpentan-3-yl)-3-methyl-2-((S)-1-methylpiperidine-2-carboxamido)pentanamido)methyl butyrate (8.00 mg, 6.08 μ mol) in DMSO (500 μ L) and was charged with 50 mM HEPES Buffer (pH 5.0) (122 μ L, 6.08 μ mol) and 10 μ L of 6N HCl and stirred at rt for 2 h. The crude reaction mixture was then purified by Prep HPLC [PREP2_AmmBicarb_pH7.4_Method1B] resulting in 5.1 mg, 89% yield of the title compound

15 as a white solid. ^1H NMR (DMSO- d_6 , 700MHz): δ (ppm) 8.19 (s, 1H), 7.93 (br d, J=8.6 Hz, 1H), 7.80 (br d, J=9.0 Hz, 1H), 7.77 (br t, J=5.8 Hz, 1H), 6.96 (d, J=8.4 Hz, 2H), 6.61 (d, J=8.4 Hz, 2H), 6.19-6.30 (m, 1H), 5.74 (dd, J=11.5, 1.8 Hz, 1H), 5.27 (d, J=12.0 Hz, 1H), 4.42 (br t, J=9.0 Hz, 1H), 3.99-4.06 (m, 1H), 3.01-3.07 (m, 1H), 2.94 (br d, J=4.1 Hz, 1H), 2.80-2.85 (m, 1H), 2.69-2.74 (m, 3H), 2.66 (br dd, J=13.7, 6.1 Hz, 4H), 2.30-2.39 (m, 1H), 2.18-2.29 (m, 1H),

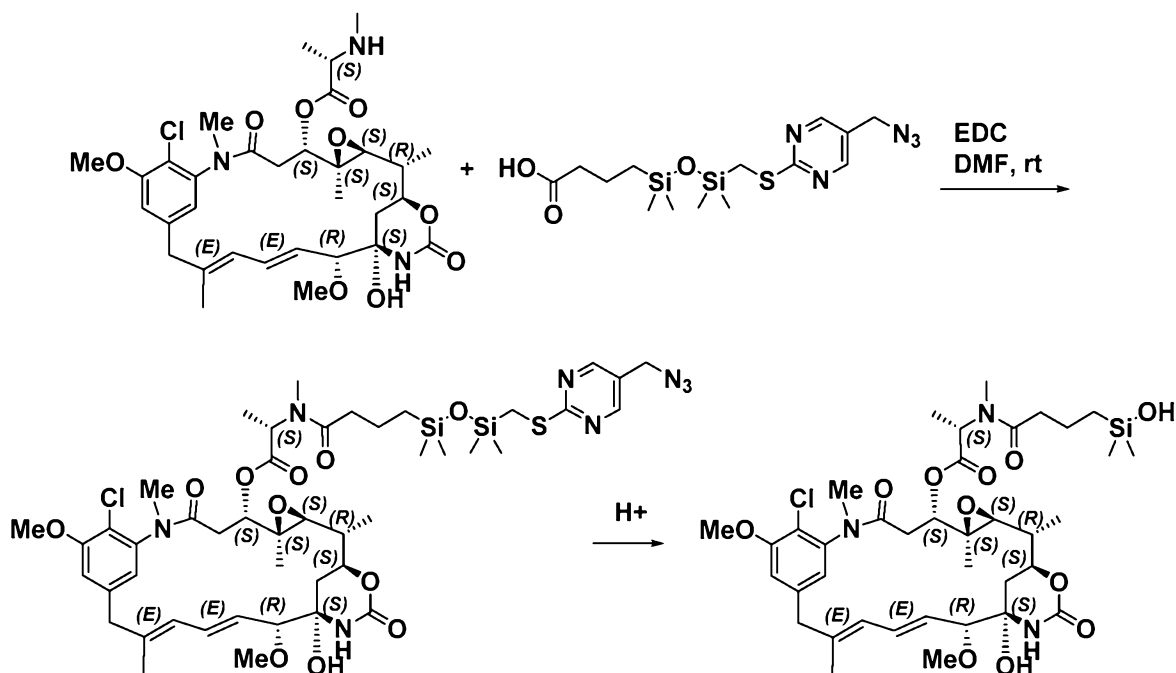
20 2.12 (s, 3H), 2.05 (s, 3H), 1.90-1.97 (m, 1H), 1.69-1.84 (m, 1H), 1.34-1.46 (m, 5H), 1.34-1.67 (m, 10H), 1.24 (br s, 2H), 1.15 (s, 4H), 1.04-1.14 (m, 1H), 0.97 (t, J=6.2 Hz, 6H), 0.84-0.88 (m, 1H), 0.78-0.84 (m, 10H), 0.68 (br d, J=6.5 Hz, 2H), 0.41-0.48 (m, 1H), 0.07 (d, J=1.3 Hz, 3H), -0.03-0.01 (m, 6H); MS (ES $^+$): m/z = 945.92 [M+H] $^+$; LCMS: t_R = 1.84 min [polar_3min_1500].

25 **((2R,3S)-N-((1S,3S)-1-acetoxy-1-(4-(((2S,4R)-5-((3-(3-(((5-((2-(2-(2-azidoethoxy)ethoxy)ethoxy)methyl)pyrimidin-2-yl)thio)methyl)-1,1,3,3-tetramethyldisiloxaneyl)propyl)amino)-1-(4-hydroxyphenyl)-4-methyl-5-oxopentan-2-**

yl)carbamoyl)thiazol-2-yl)-4-methylpentan-3-yl)-3-methyl-2-((S)-1-methylpiperidine-2-carboxamido)pentanamido)methyl butyrate [5a]:



- 5 [00134] A solution of (2R,4S)-4-(2-((1S,3S)-1-acetoxy-3-((2R,3S)-N-((butyryloxy)methyl)-3-methyl-2-((S)-1-methylpiperidine-2-carboxamido)pentanamido)-4-methylpentyl)thiazole-4-carboxamido)-5-(4-hydroxyphenyl)-2-methylpentanoic acid (8.00 mg, 9.64 μ mol) in MeCN (200 μ L) was charged with bis(2,5-dioxopyrrolidin-1-yl) carbonate (3.70 mg, 0.014 mmol) and 100 mM TEA in MeCN (116 μ L, 0.012 mmol) and stirred for 30 min.
- 10 From LCMS there was a mixture of active ester and carbonate and bis activated. The reaction was then charged with ((2R,3S)-N-((1S,3S)-1-acetoxy-1-(4-(((2S,4R)-5-((3-(3-(((5-((2-(2-(2-azidoethoxy)ethoxy)ethoxy) methyl)pyrimidin-2-yl)thio)methyl)-1,1,3,3-tetramethyldisiloxanyl)propyl)amino)-1-(4-hydroxyphenyl)-4-methyl-5-oxopentan-2-yl)carbamoyl)thiazol-2-yl)-4-methylpentan-3-yl)-3-methyl-2-((S)-1-methylpiperidine-2-carboxamido)pentanamido)methyl butyrate (8 mg, 6.08 μ mol, 63.1 % yield) in MeCN (200 μ L)
- 15 and stirred at rt for 16h. From LCMS the reaction was complete therefore the reaction was purified by HPLC [PREP2_AmmBicarb_pH7.4_Method1B], resulting in 8 mg, 63% yield of the title compound (product P1) as an off white foam solid.
- 20 **Example 17:** (14S,16S,32S,33S,2R,4S,10E,12E,14R)-86-Chloro-14-hydroxy-85,14-dimethoxy-33,2,7,10-tetramethyl-12,6-dioxo-7-aza-1(6,4)-oxazinana-3(2,3)-oxirana-8(1,3)-benzenacyclotetradecaphane-10,12-dien-4-yl N-(4-(hydroxydimethylsilyl)butanoyl)-N-methyl-L-alaninate



5 **Step 1. Synthesis of (14S,16S,32S,33S,2R,4S,10E,12E,14R)-86-chloro-14-hydroxy-85,14-dimethoxy-33,2,7,10-tetramethyl-12,6-dioxo-7-aza-1(6,4)-oxazinana-3(2,3)-oxirana-8(1,3)-benzenacyclotetradecaphane-10,12-dien-4-yl N-(4-(3-(((5-(azidomethyl)pyrimidin-2-yl)thio)methyl)-1,1,3,3-tetramethyldisiloxanyl)butanoyl)-N-methyl-L-alaninate**

[00135] The title compound can be prepared with crude

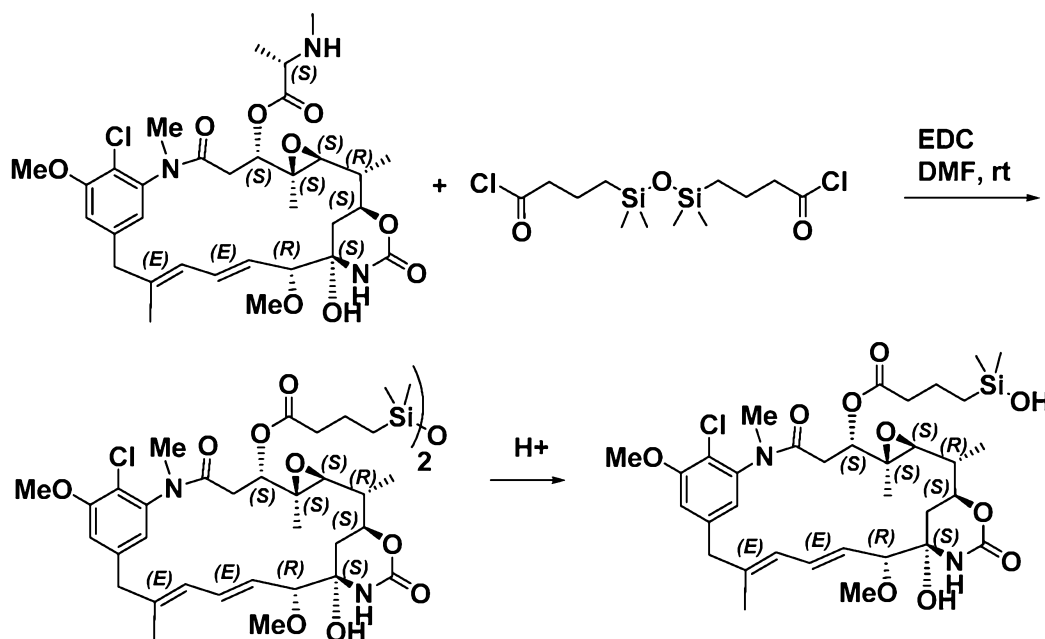
10 (14S,16S,32S,33S,2R,4S,10E,12E,14R)-86-chloro-14-hydroxy-85,14-dimethoxy-33,2,7,10-tetramethyl-12,6-dioxo-7-aza-1(6,4)-oxazinana-3(2,3)-oxirana-8(1,3)-benzenacyclotetradecaphane-10,12-dien-4-yl methyl-L-alaninate) (prepared according to CN103333179A) dissolved in DMF (1261 μ L), cooled to 0 °C. Addition of EDC (19.34 mg, 0.101 mmol) at 0 °C and allowing the mixture to warm to rt overnight, quenching the reaction
15 with water, and extracting with EtOAc.

20 **Step 2. Synthesis of (14S,16S,32S,33S,2R,4S,10E,12E,14R)-86-chloro-14-hydroxy-85,14-dimethoxy-33,2,7,10-tetramethyl-12,6-dioxo-7-aza-1(6,4)-oxazinana-3(2,3)-oxirana-8(1,3)-benzenacyclotetradecaphane-10,12-dien-4-yl N-(4-(hydroxydimethylsilyl)butanoyl)-N-methyl-L-alaninate**

[00136] A solution of (14S,16S,32S,33S,2R,4S,10E,12E,14R)-86-chloro-14-hydroxy-85,14-dimethoxy-33,2,7,10-tetramethyl-12,6-dioxo-7-aza-1(6,4)-oxazinana-3(2,3)-oxirana-8(1,3)-benzenacyclotetradecaphane-10,12-dien-4-yl N-(4-(3-(((5-(azidomethyl)pyrimidin-2-yl)thio)methyl)-1,1,3,3-tetramethyldisiloxaneyl)butanoyl)-N-methyl-L-alaninate (26 mg, 0.019 mmol) in DMSO (1.00 mL) was charged with 50 mM HEPES Buffer (pH 5.0) (0.500 mL, 0.025 mmol) and 1 drop of 6 N HCl and stirred at rt for 3 h. (Note upon addition of HEPES the reaction mixture became slightly cloudy but upon addition of the 1 drop of 6N HCl the reaction went homogeneous). The reaction was monitored by LCMS. Purified with HPLC.

10 **Example 18: (14S,16S,32S,33S,2R,4S,10E,12E,14R)-86-chloro-14-hydroxy-85,14-dimethoxy-33,2,7,10-tetramethyl-12,6-dioxo-7-aza-1(6,4)-oxazinana-3(2,3)-oxirana-8(1,3)-benzenacyclotetradecaphane-10,12-dien-4-yl 4-(hydroxydimethylsilyl)butanoate**

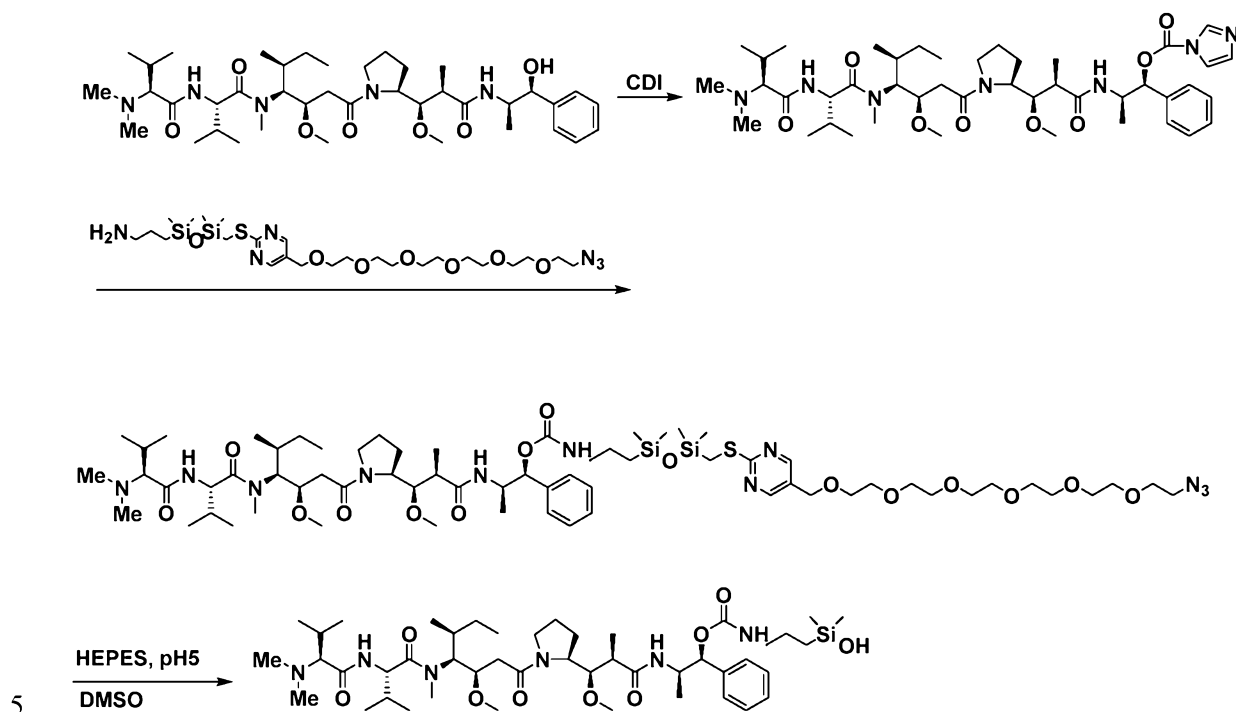
[00137] The title compound can be prepared according to the scheme shown below.



Example 19: (1S,2R)-2-((2R,3R)-3-((S)-1-((3R,4S,5S)-4-((S)-2-((S)-2-(dimethylamino)-3-methylbutanamido)-N,3-dimethylbutanamido)-3-methoxy-5-methylheptanoyl)pyrrolidin-

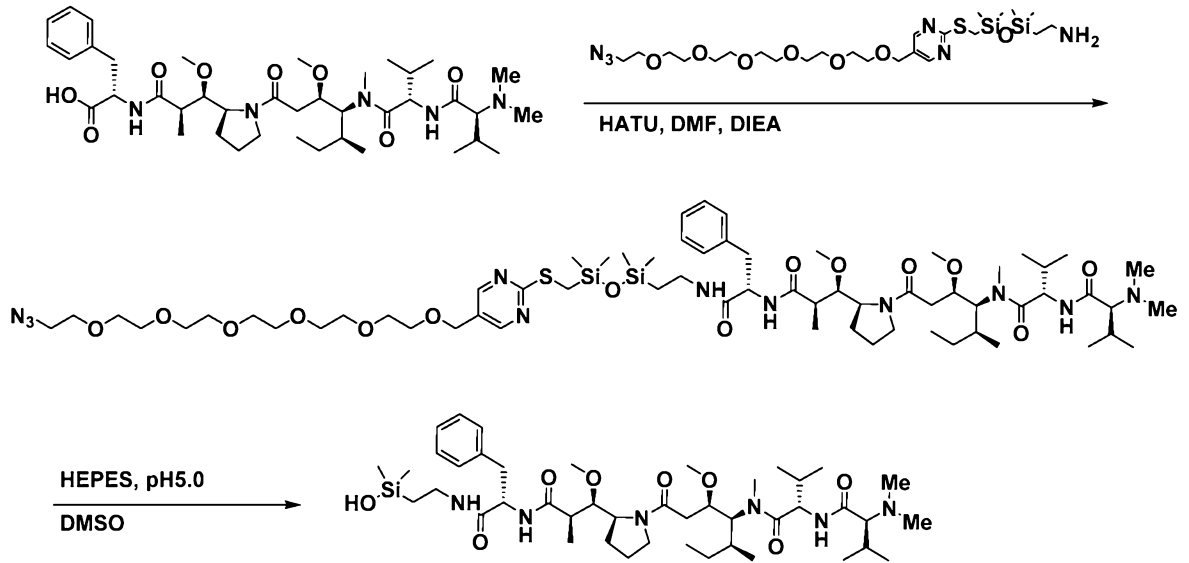
2-yl)-3-methoxy-2-methylpropanamido)-1-phenylpropyl (3-(hydroxydimethylsilyl)propyl)carbamate

[00138] The title compound can be prepared according to the scheme shown below.



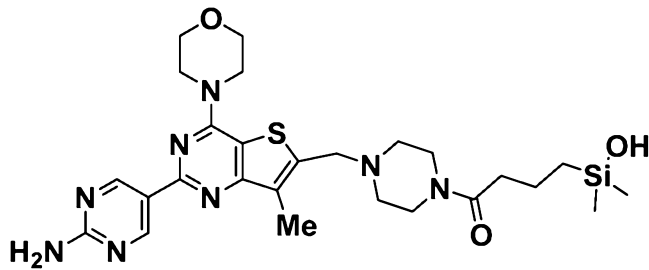
Example 20: (S)-N-((3R,4S,5S)-1-((S)-2-((7S,10R,11R)-7-benzyl-2-hydroxy-2,10-dimethyl-6,9-dioxo-12-oxa-5,8-diaza-2-silatridecan-11-yl)pyrrolidin-1-yl)-3-methoxy-5-methyl-1-oxoheptan-4-yl)-2-((S)-2-(dimethylamino)-3-methylbutanamido)-N,3-dimethylbutanamide

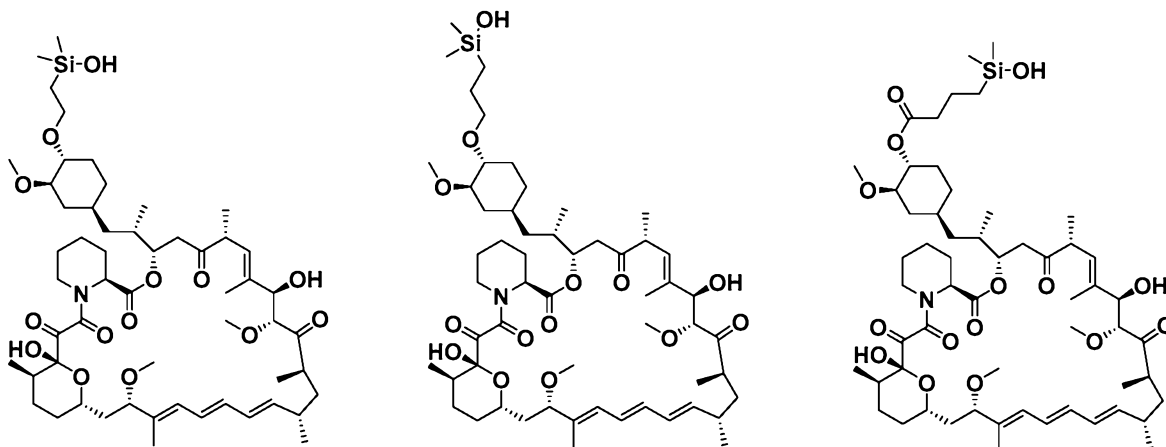
[00139] The title compound can be prepared according to the scheme shown below.



[00140] Further non-limiting silanol based payloads of the present disclosure and their mechanism of action are shown below.

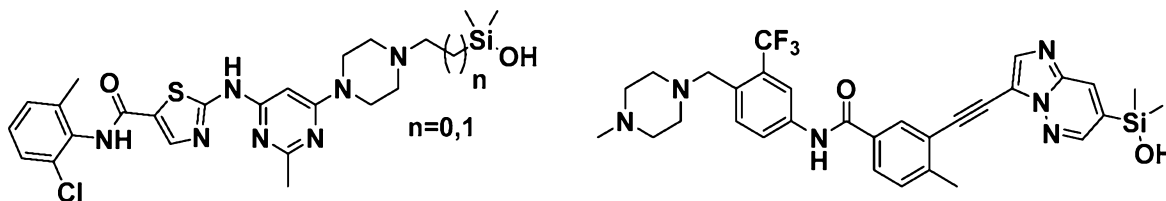
mTOR Silanols:



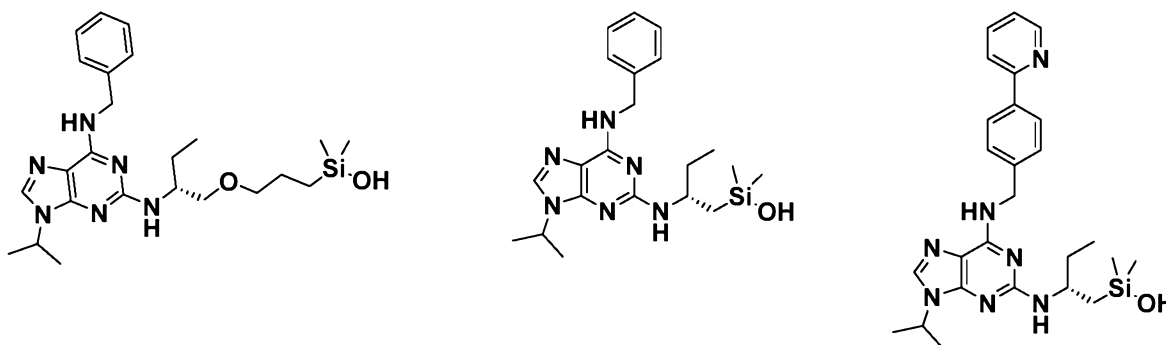


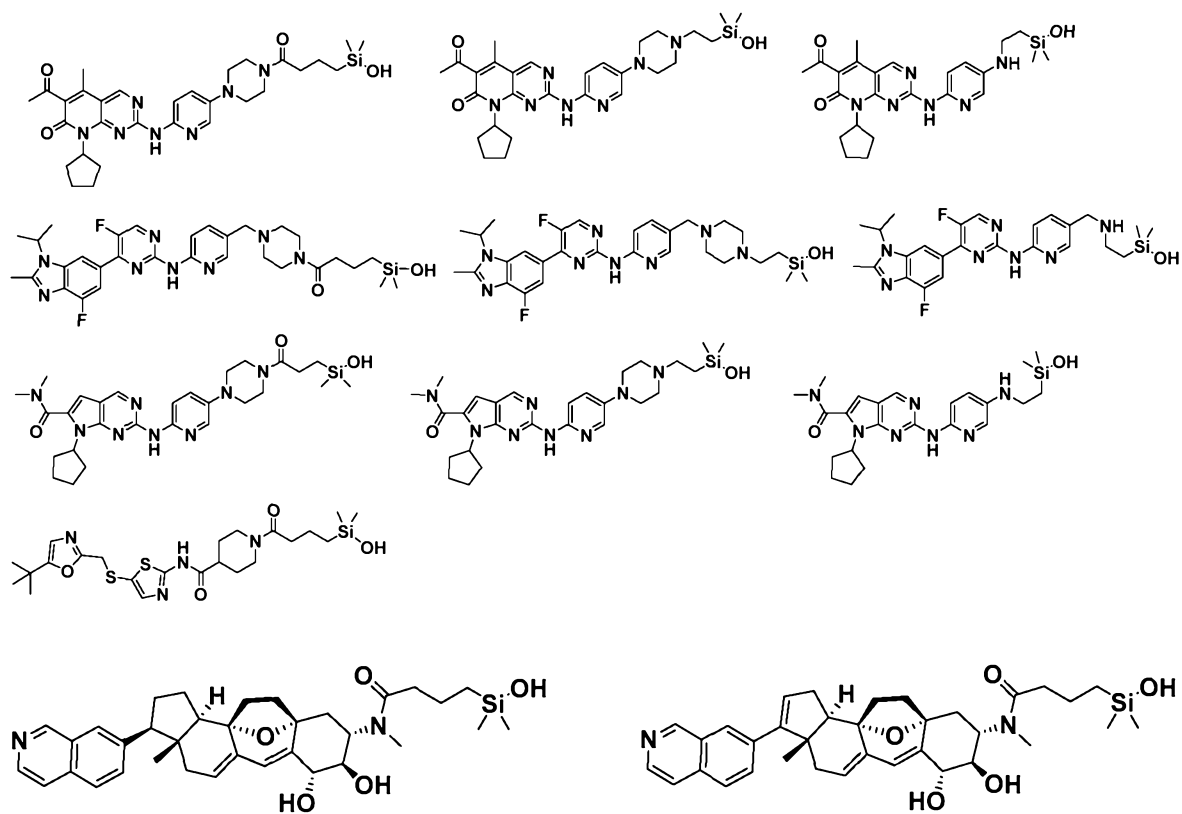
BCR-Abl Silanols:

5

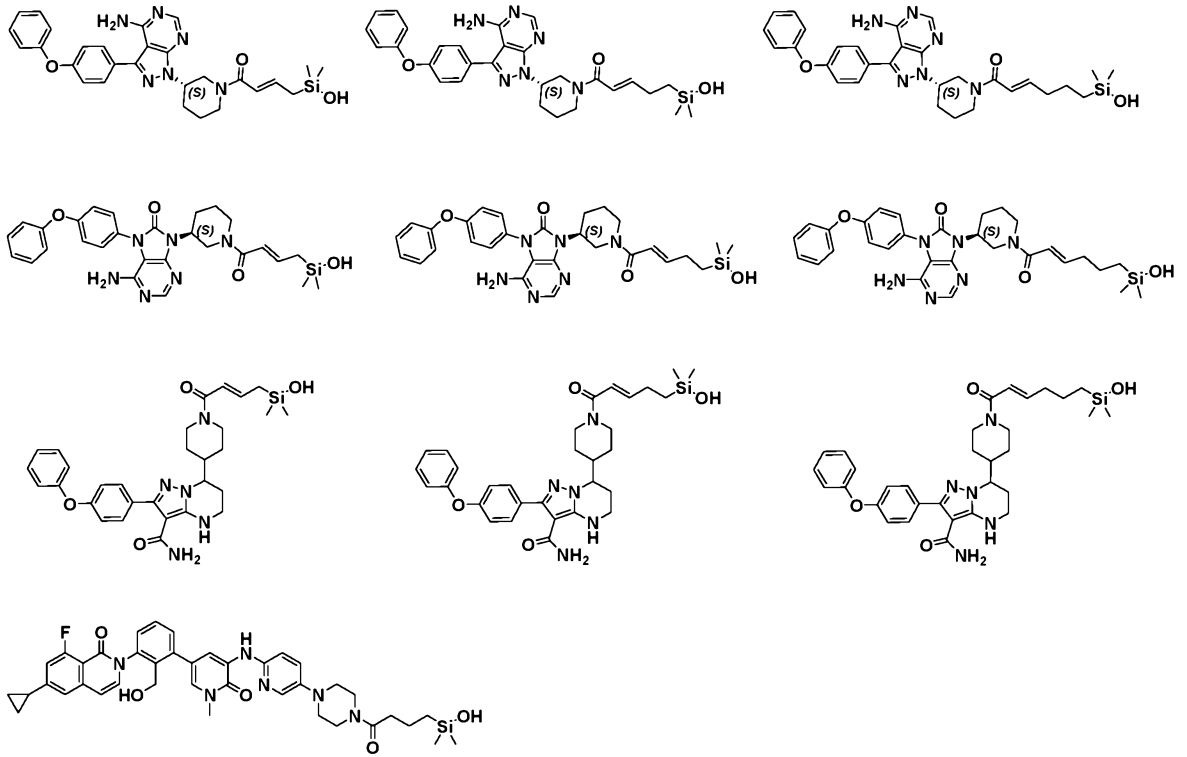


CDK Inhibitor Silanols

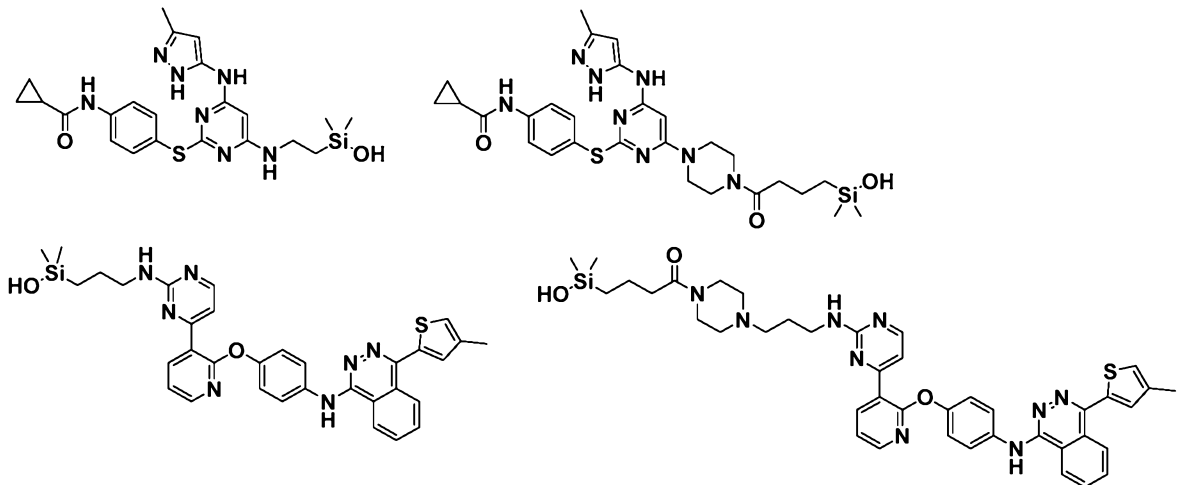


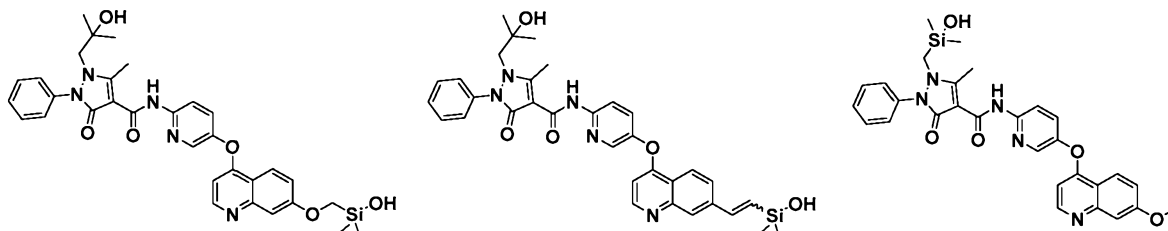
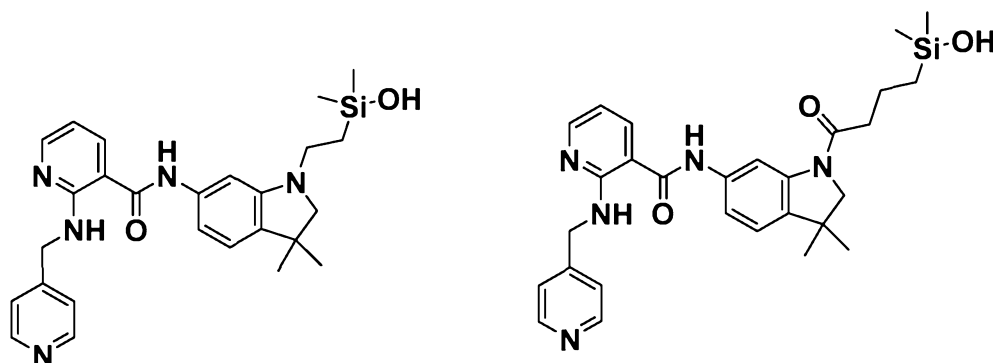
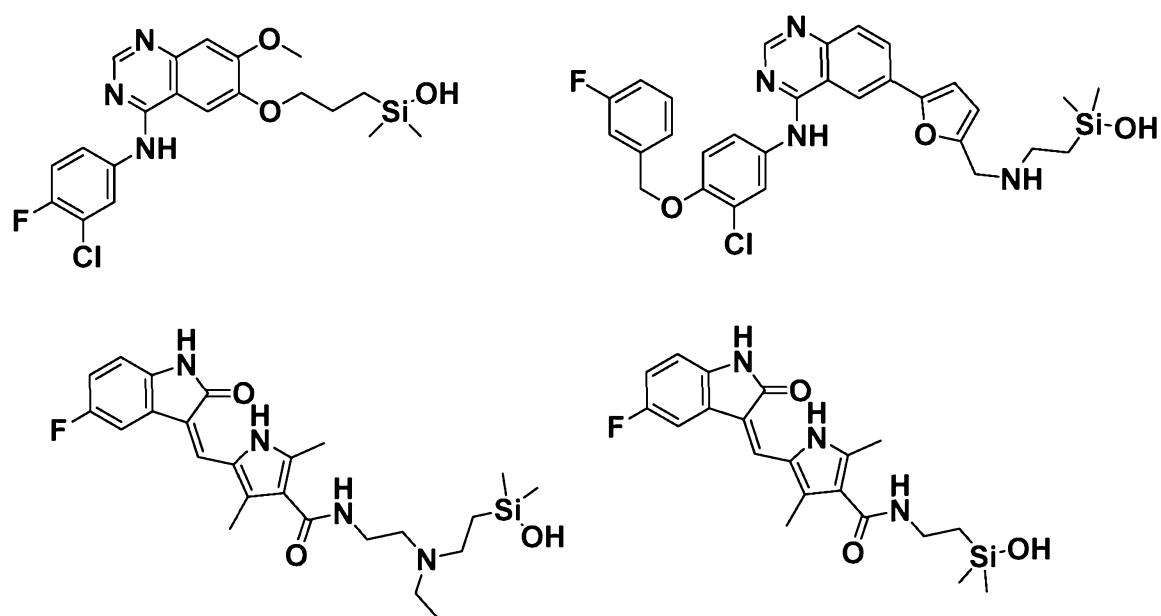


BTK Inhibitor Silanols:

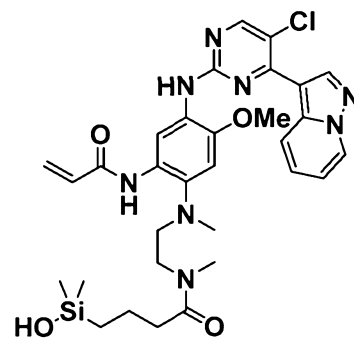
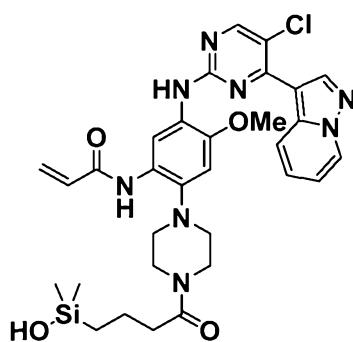
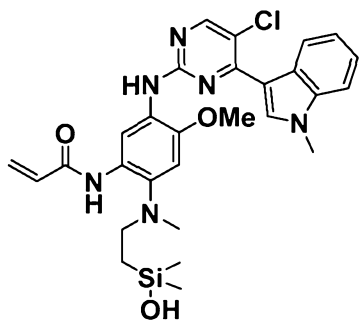
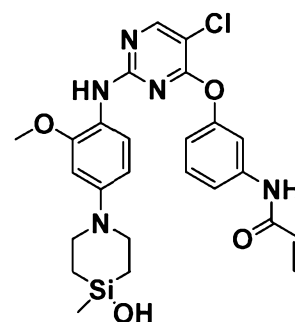
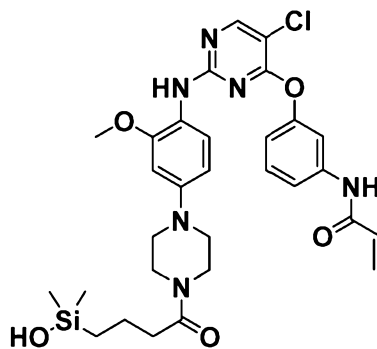
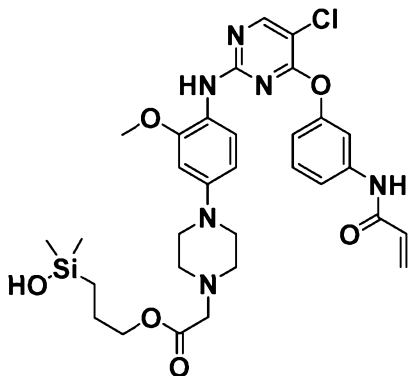


Aurora Inhibitor Silanols:

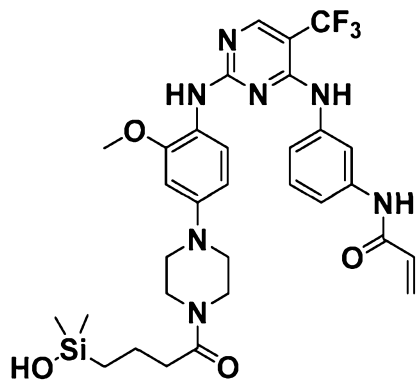


cMET Inhibitor Silanols:**VEGF Inhibitor Silanols:****5 EGFR Inhibitor Silanols:**

EGFR T790M Inhibitor Silanols:

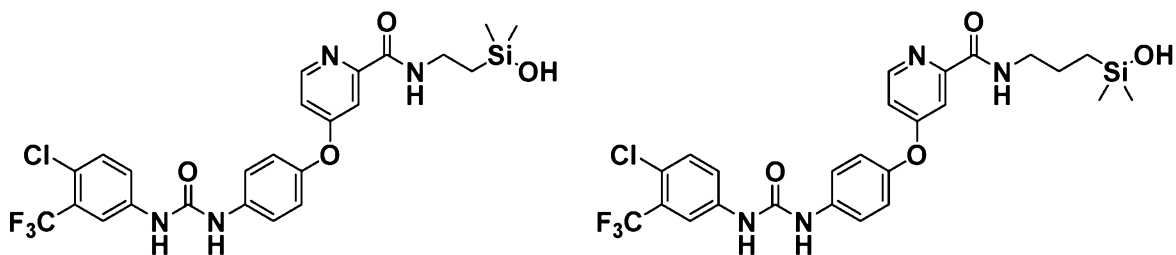


5

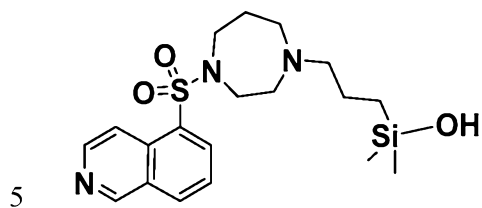


10

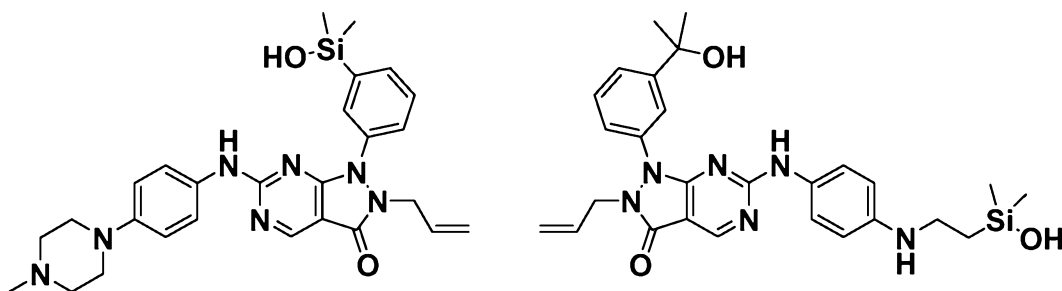
b-RAF Inhibitor Silanols:



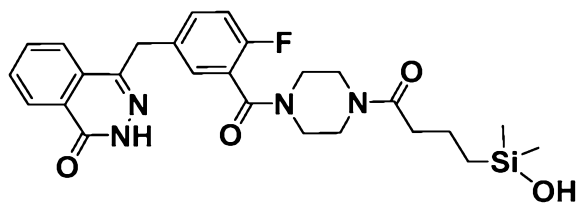
RHO/ROCK Inhibitor Silanols:



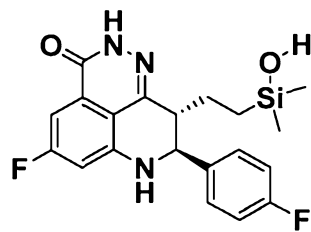
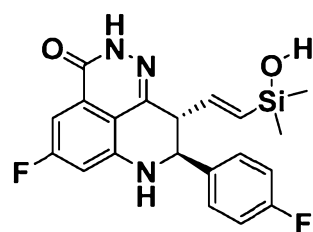
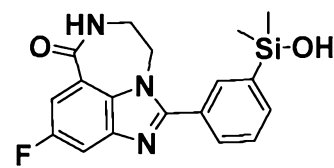
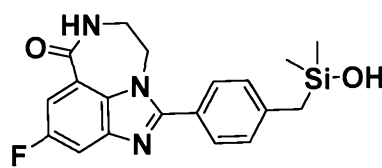
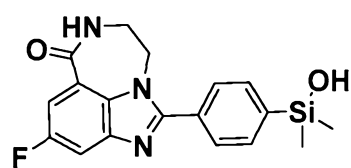
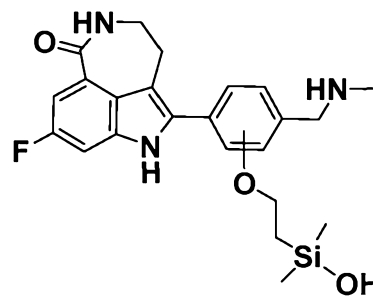
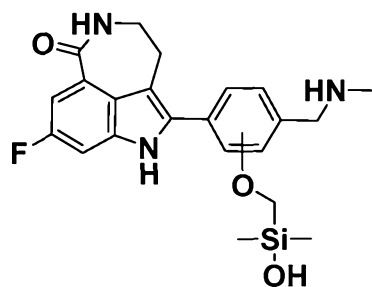
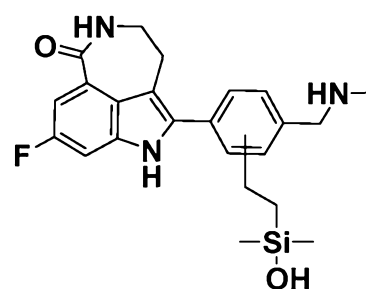
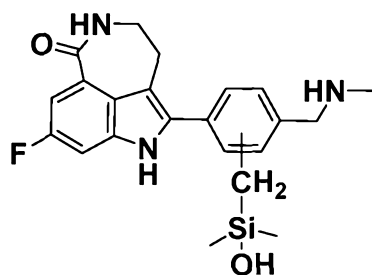
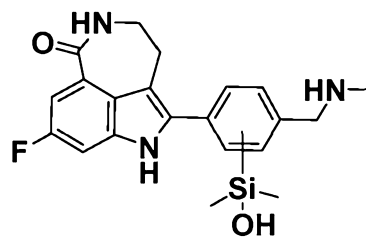
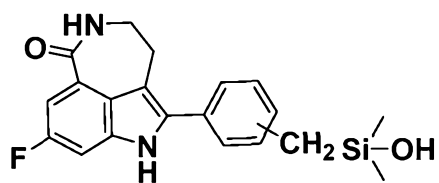
WEE1 Inhibitor Silanols:



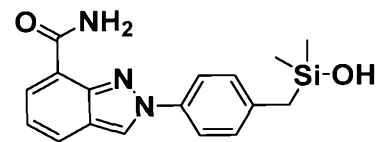
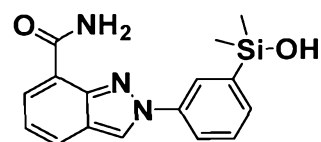
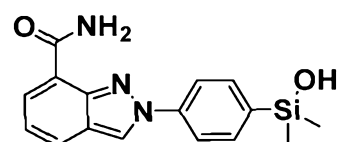
10 **PARP Inhibitor Silanols:**

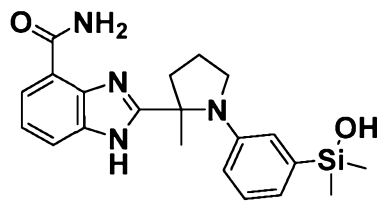


70

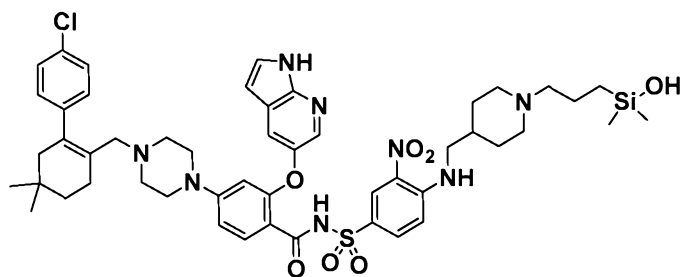
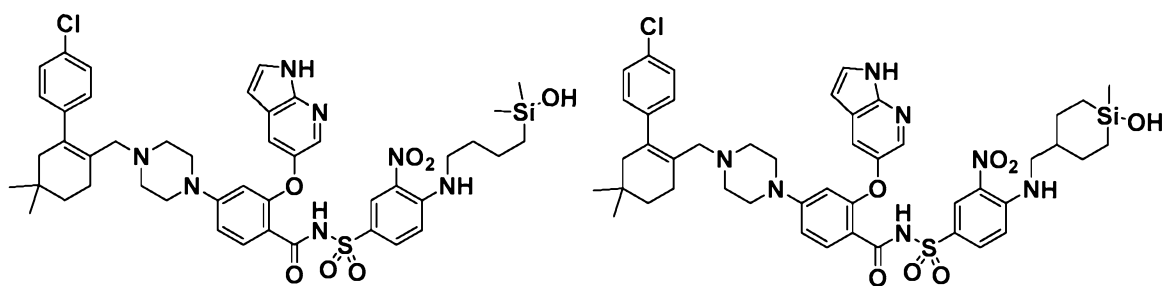
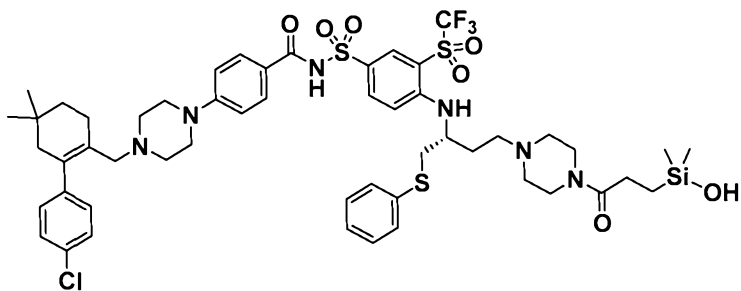


5

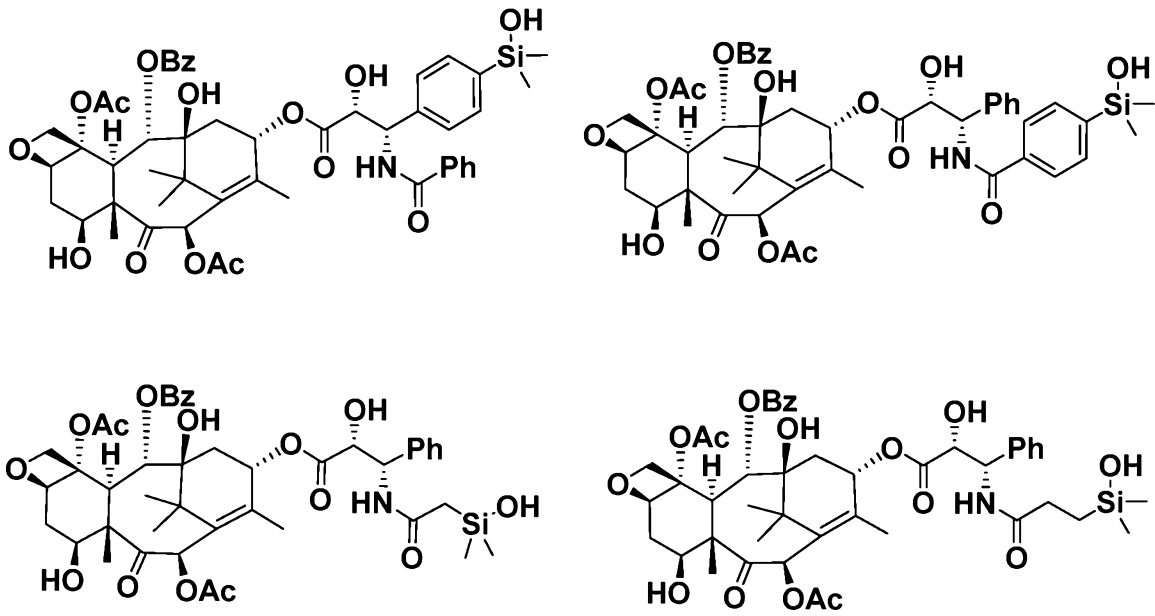




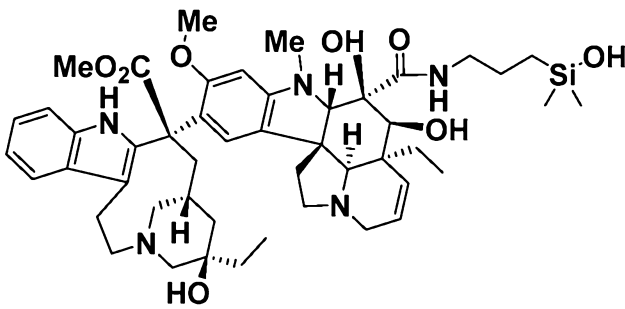
Bcl-2 Protein Inhibitor Silanols:



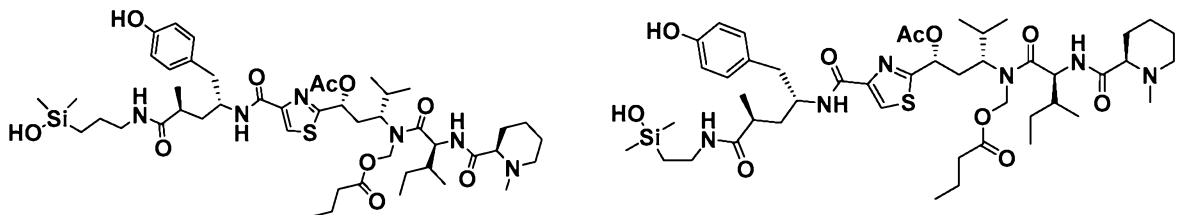
Taxol Silanols:

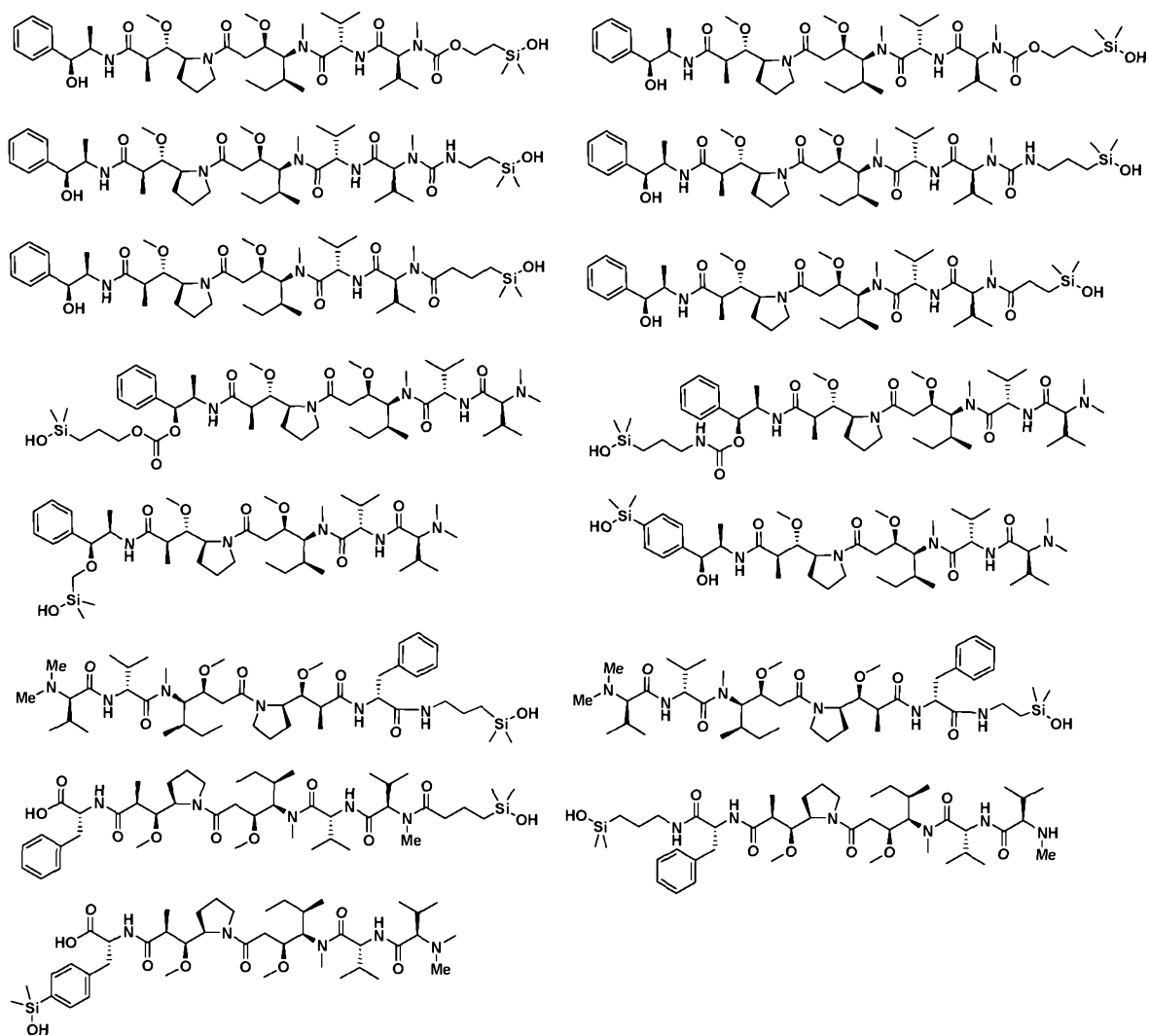


5 **Vinblastine Silanols:**

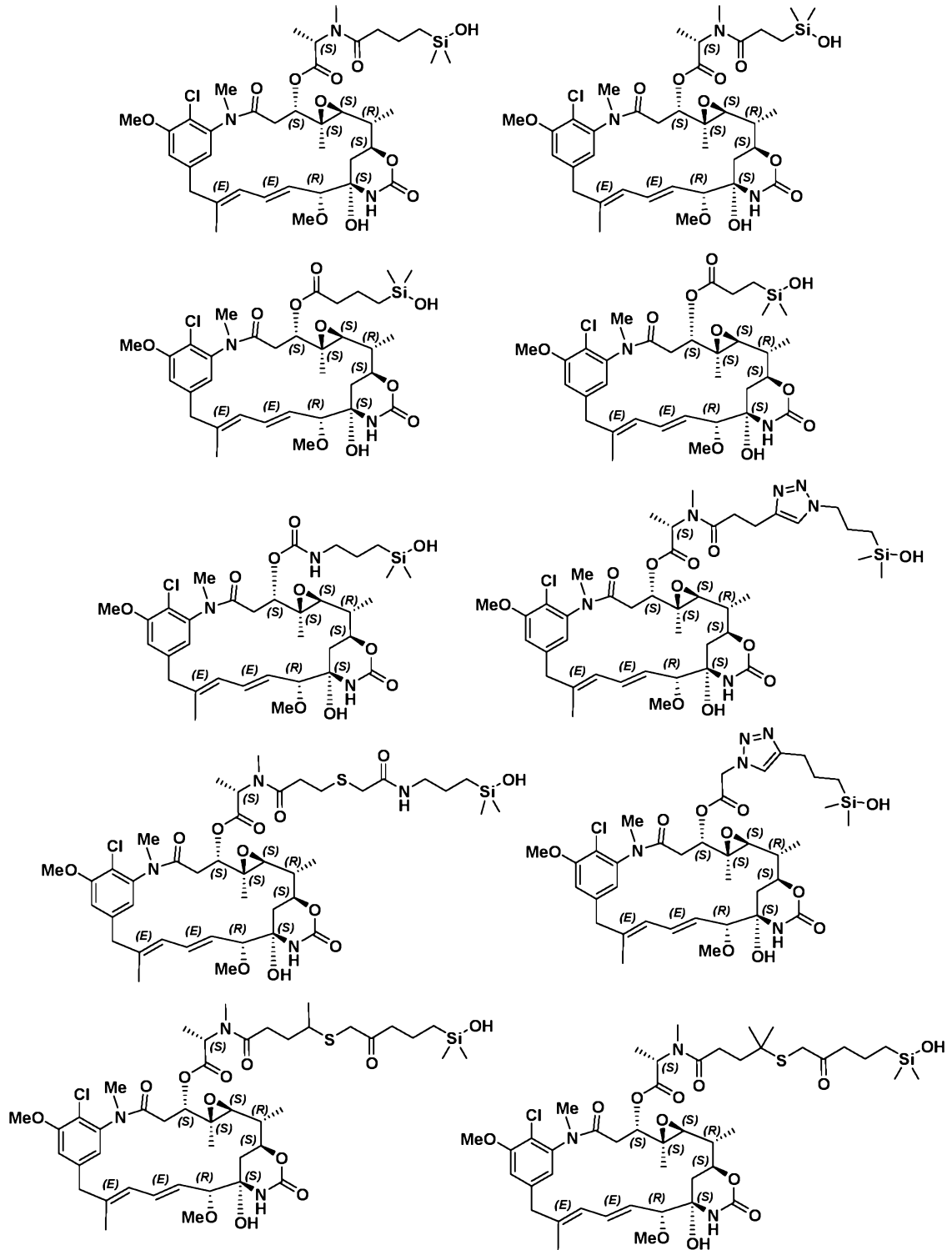


Tubulysin Silanols:

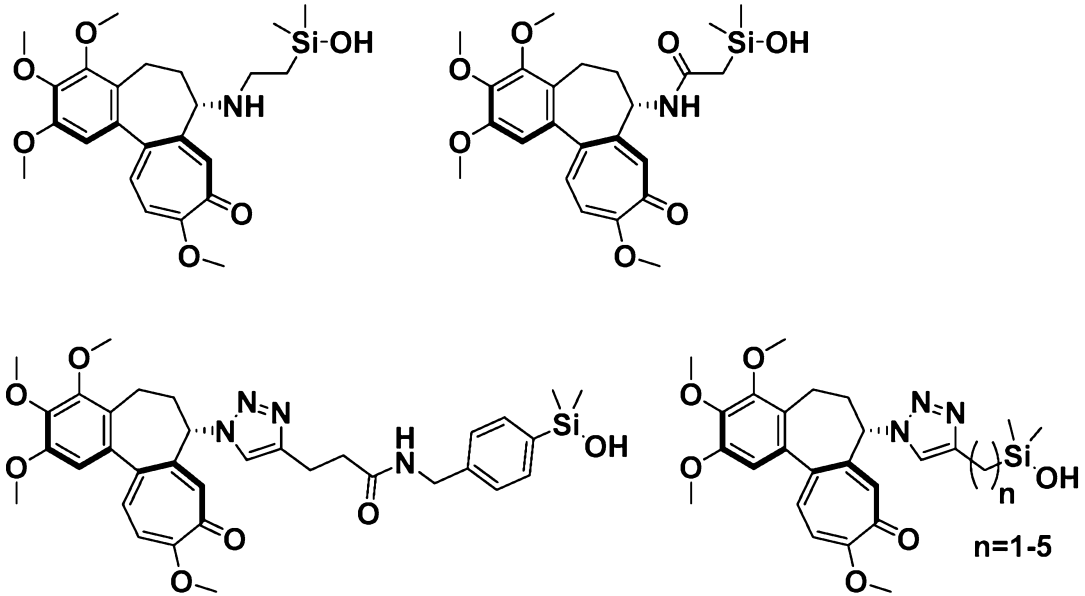


Auristatin Silanols:

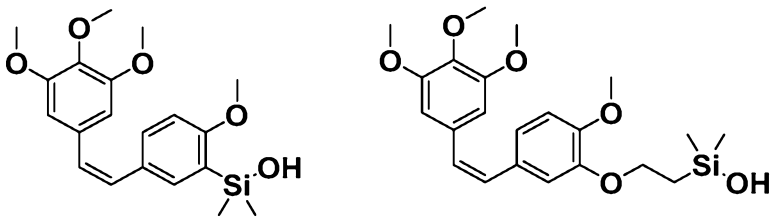
Maytansine Silanols:



Colchicine Silanols:

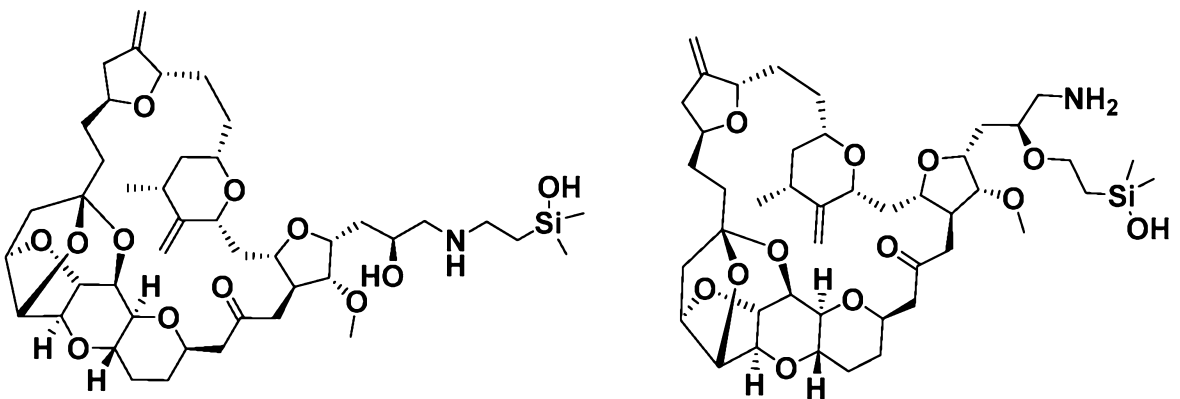


Microtubule Depolymerizing Silanols:

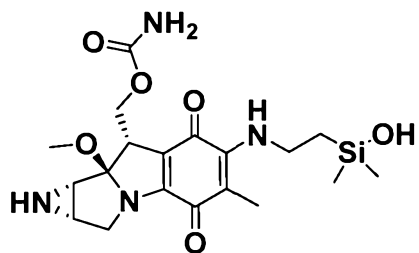


5

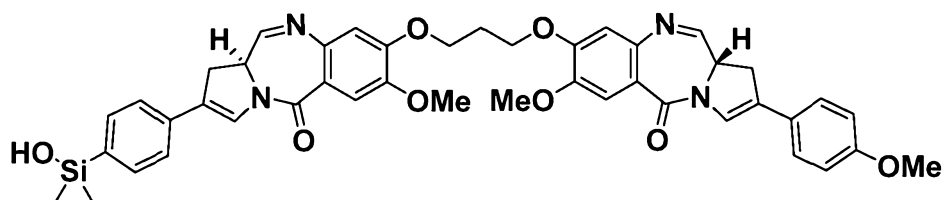
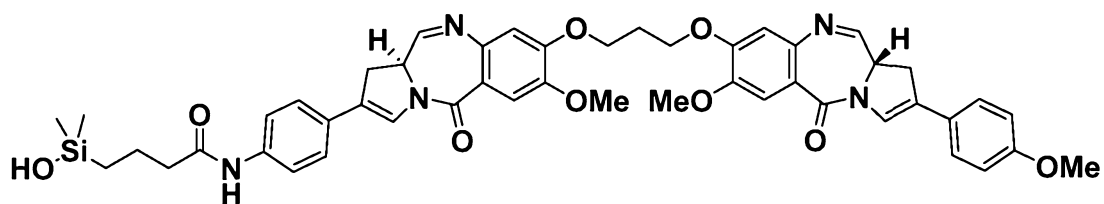
Tubulin-Based Antimitotic Silanols:

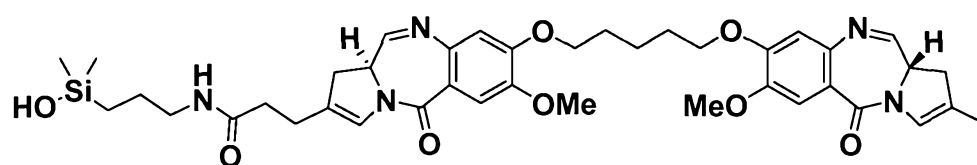
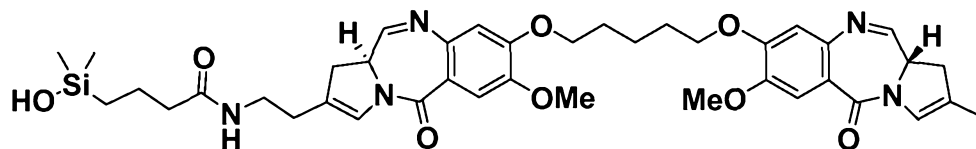
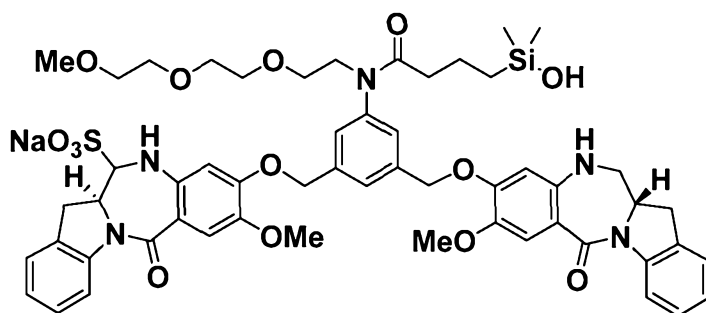
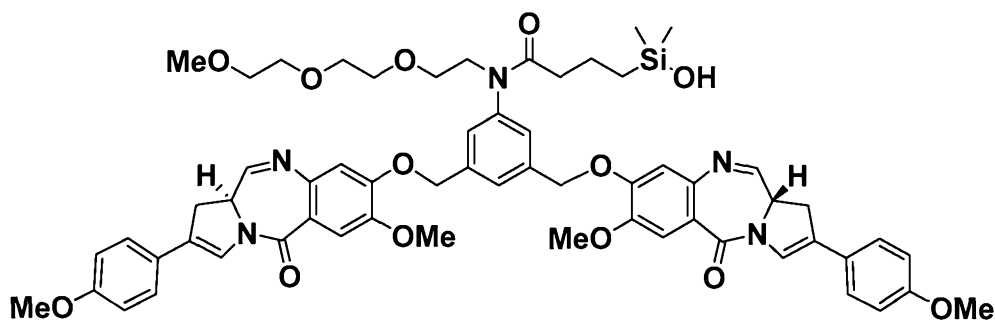


Mitomycin Silanols:

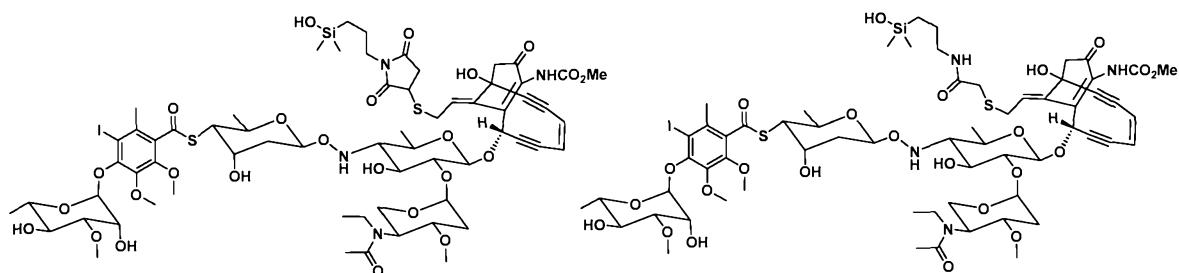


DNA-Crosslinking Silanols:

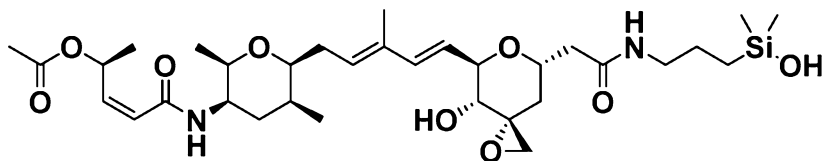




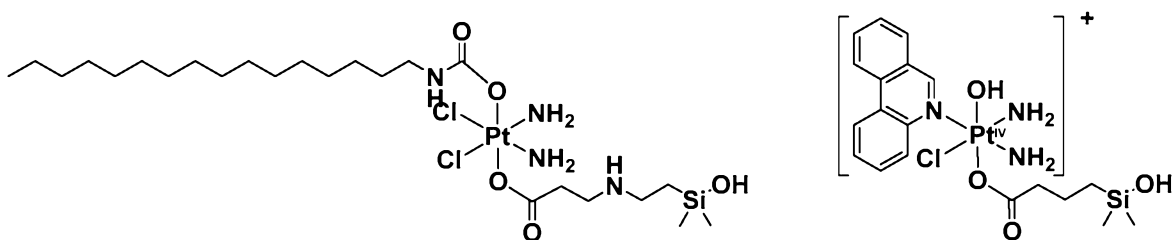
DNA-Strand Scission Silanols:



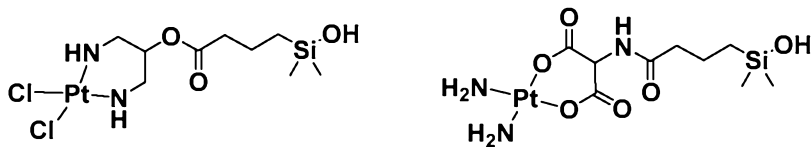
RNA-Strand Splicing Silanol



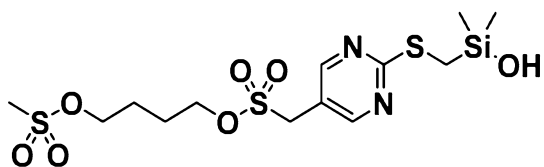
Platinum-Containing Silanols:



5

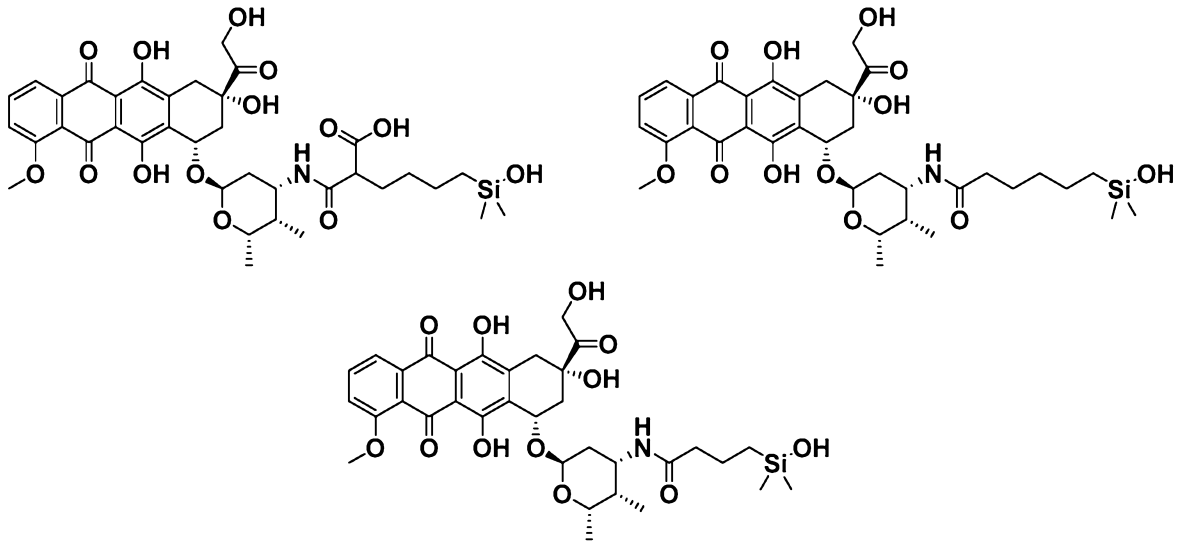


DNA-Alkylating Silanols:

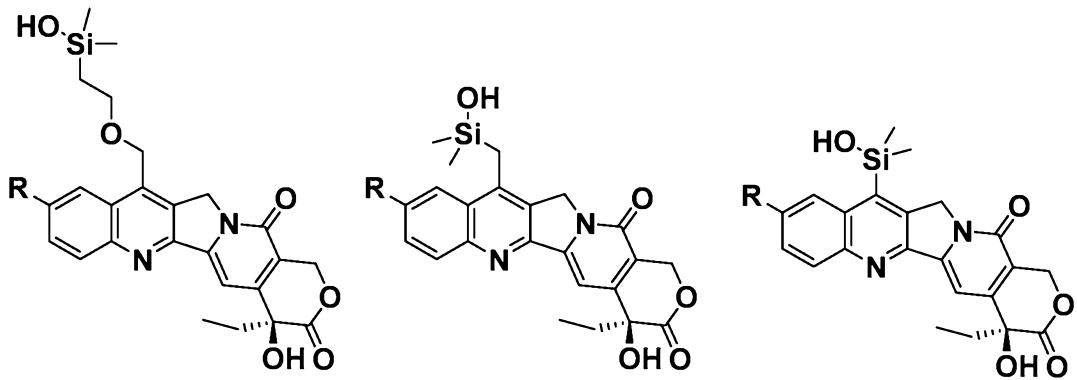


10

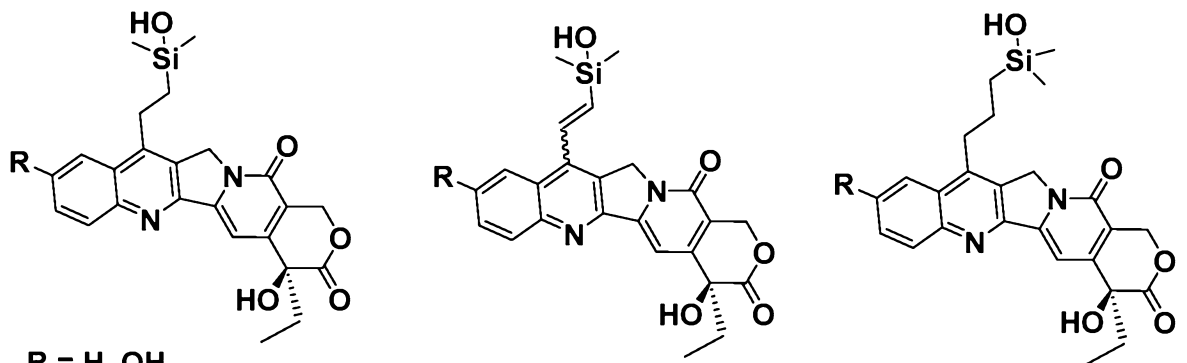
Doxorubicin Silanols:



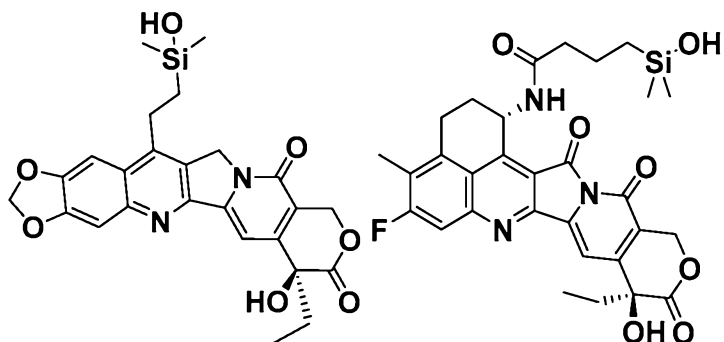
Camptothecin and SN38 Silanols:



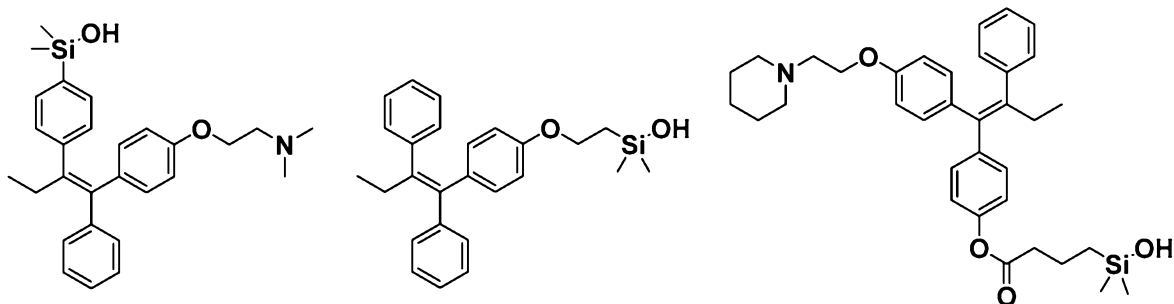
R = H, OH



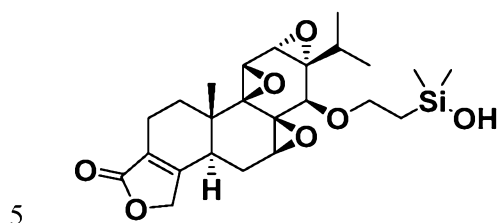
R = H, OH



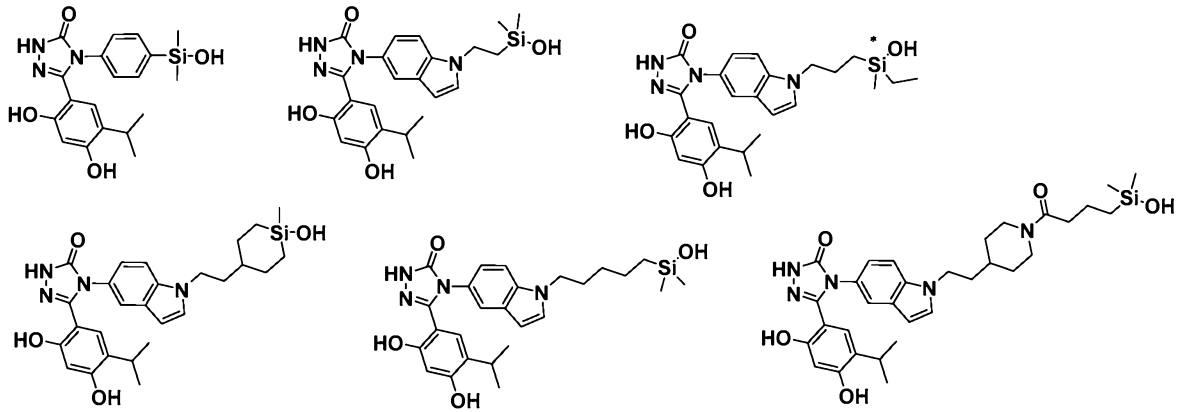
Estrogen Receptor Silanol Antagonists:



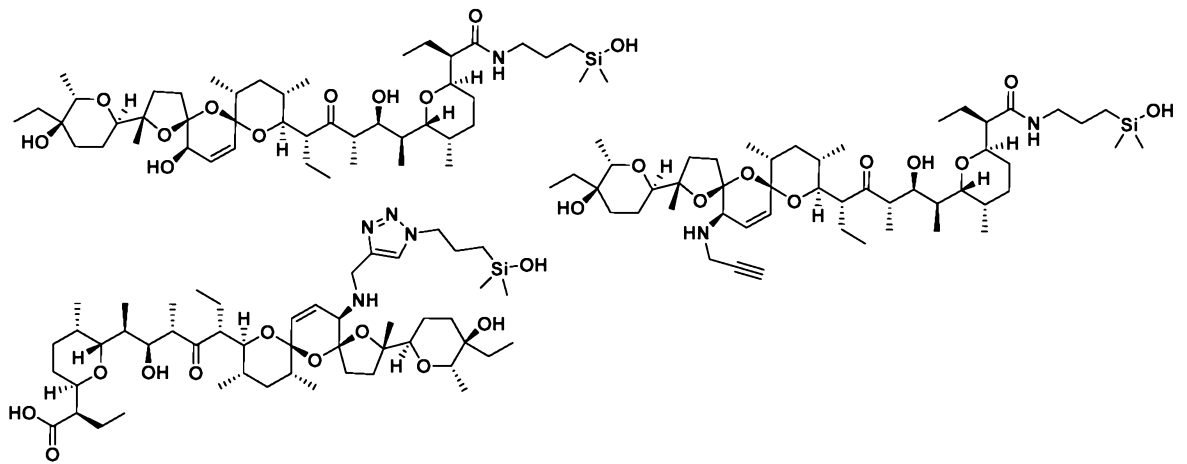
Triptolide Silanol:



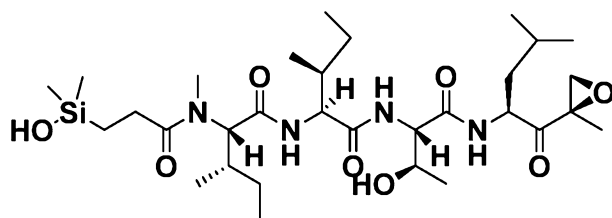
HSP70/HSP90 Silanol:

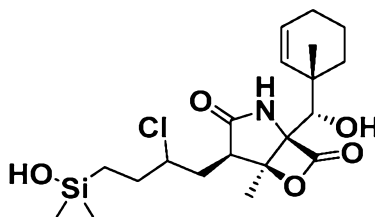
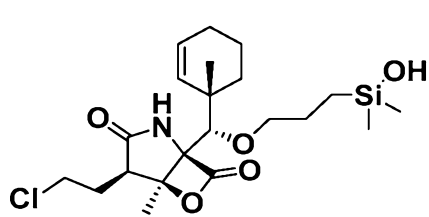
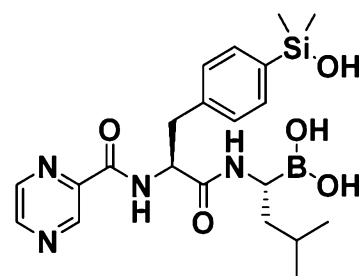
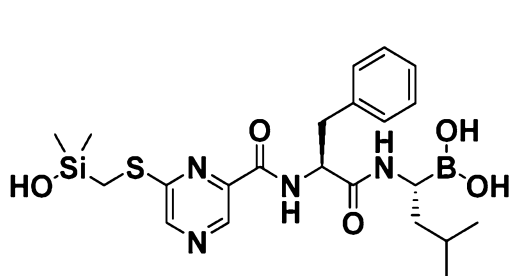
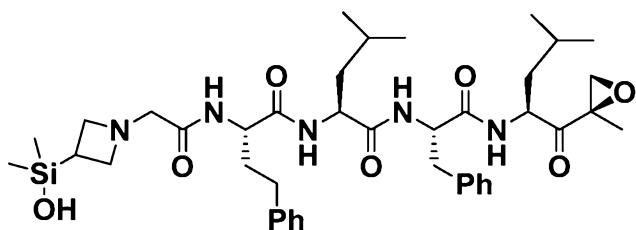
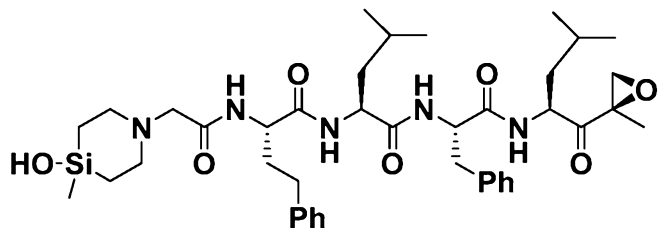
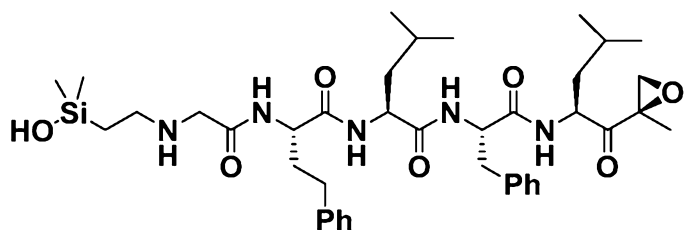
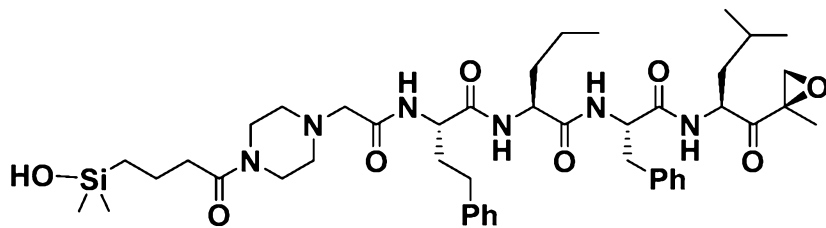


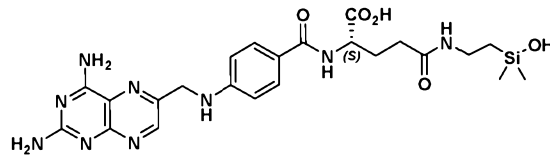
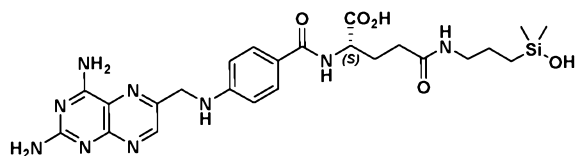
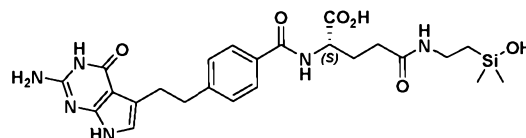
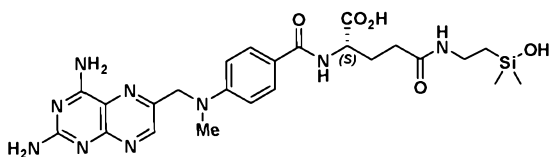
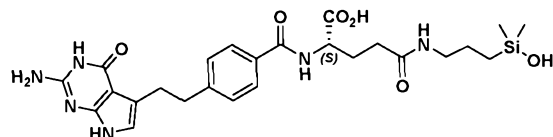
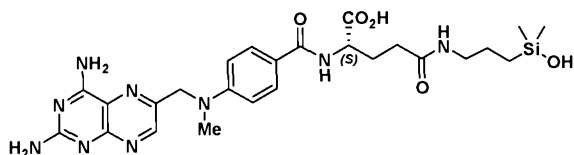
Cancer Stem Cell Inhibitor Silanol:

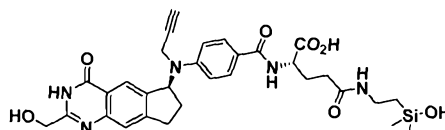
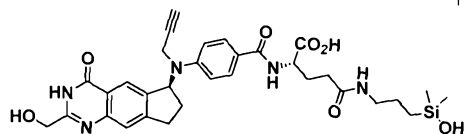
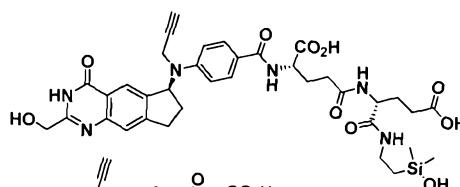
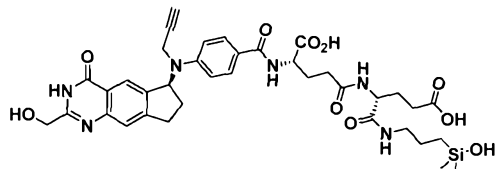
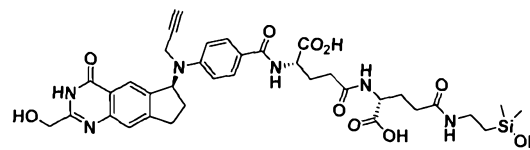
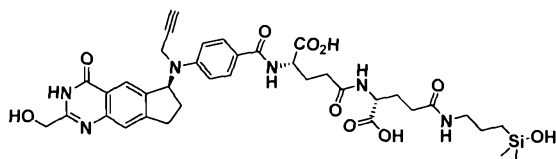
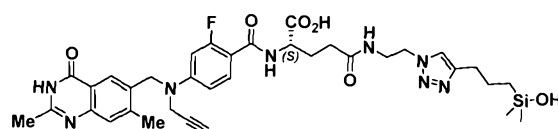
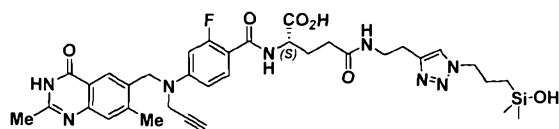
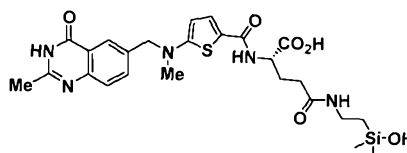
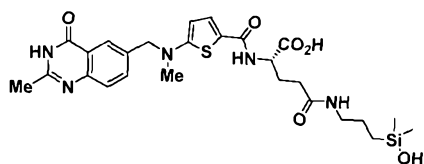
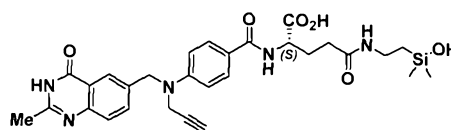
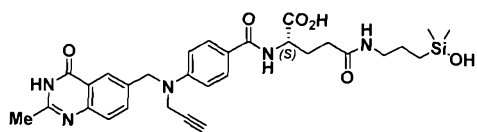


Proteasome Inhibitor Silanols:

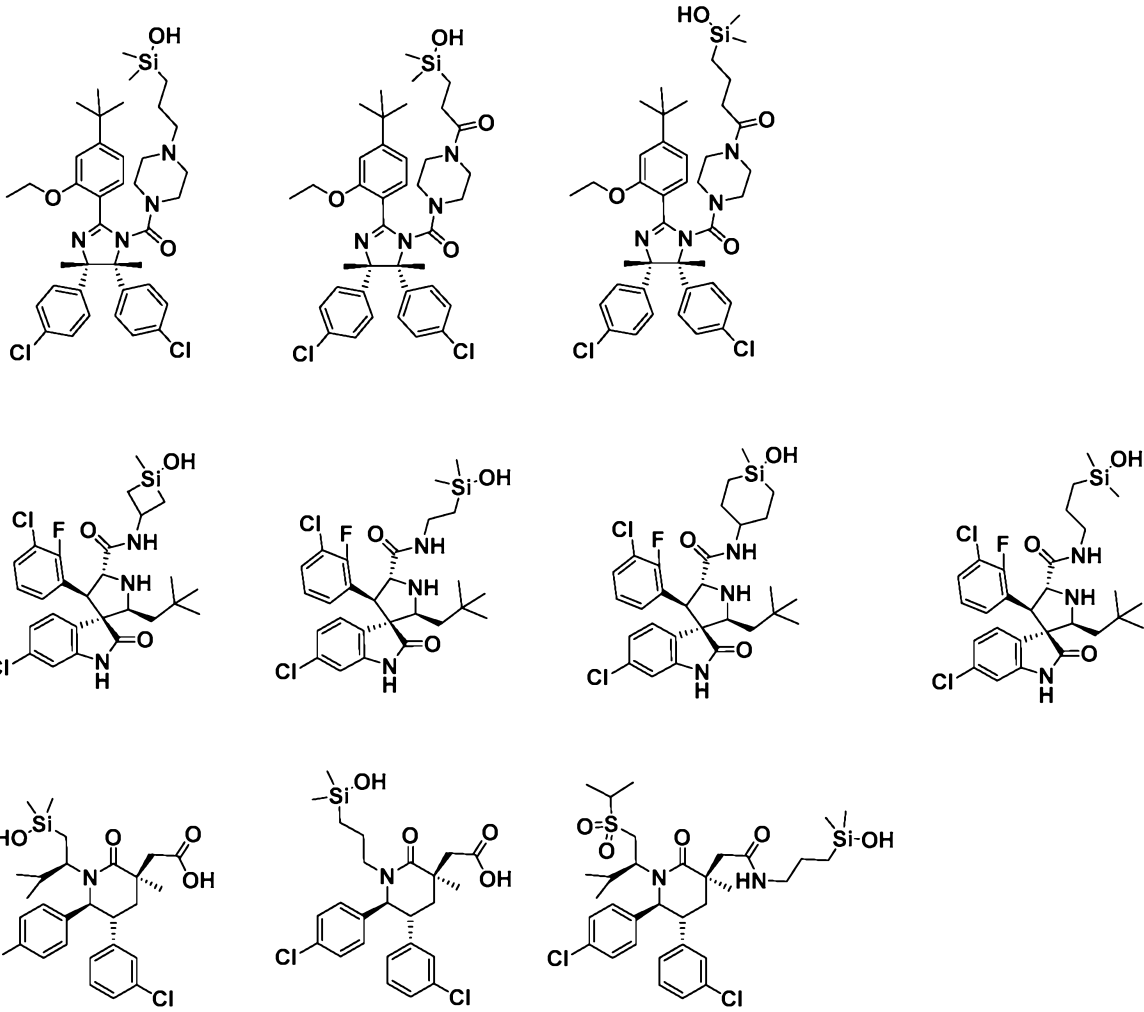




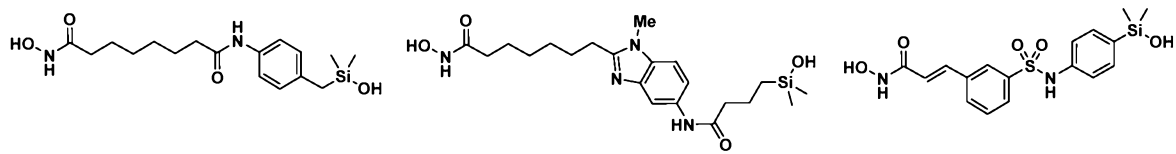
Antifolate Silanols



MDM2-P53 Silanols:

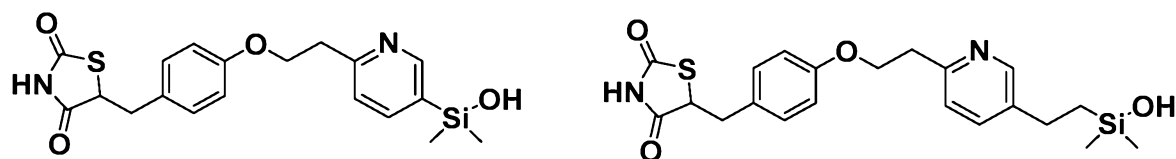


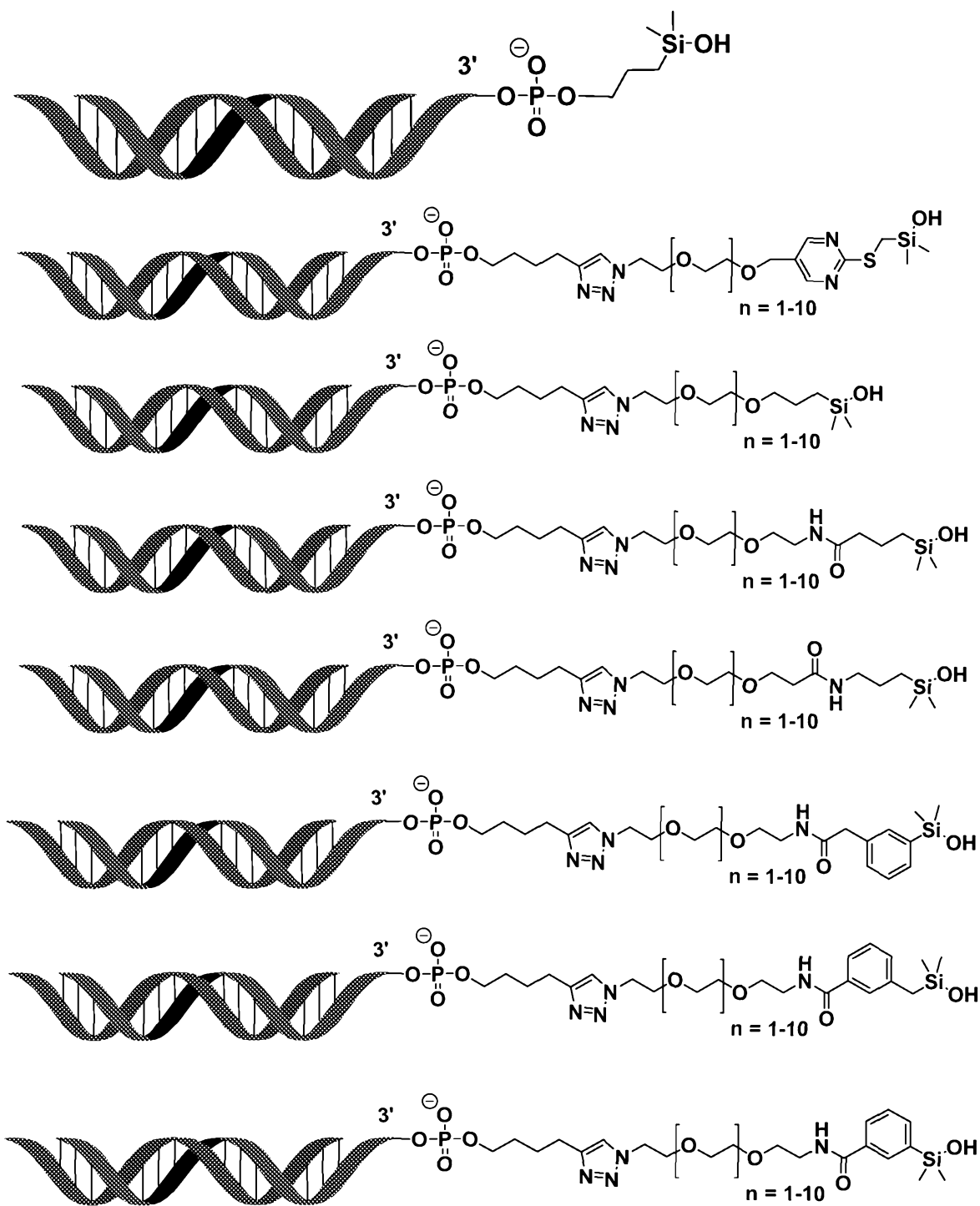
Epigenetic Silanols:



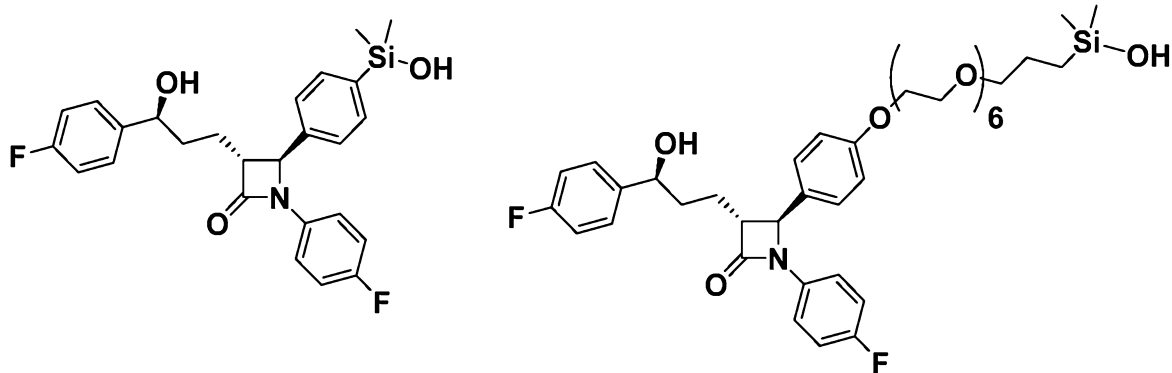
5

PPAR-γ Silanols:

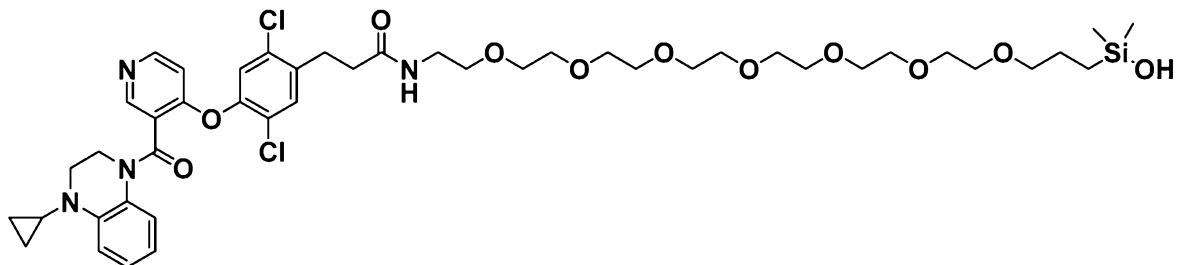


siRNA Silanols:

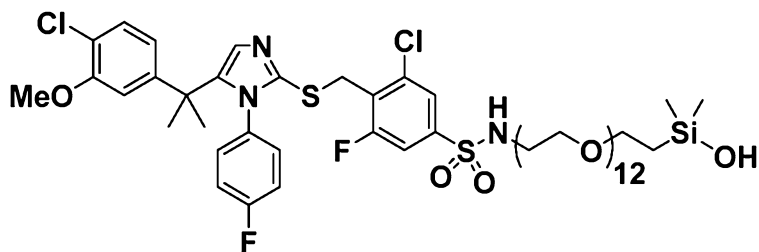
Lipid Lowering Silanols:

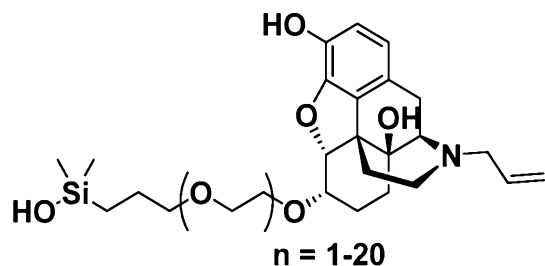
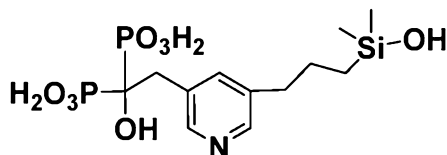
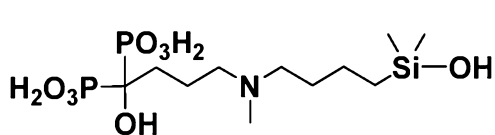
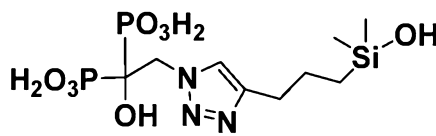
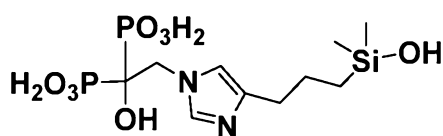


TGR5 (Non-Systemic Takeda G-protein Receptor 5) PEG Silanols:



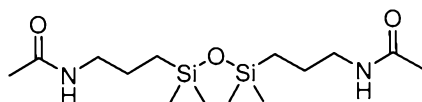
5



Non-Systemic μ -Opioid Silanols:**Bisphosphonate Silanols:**

5

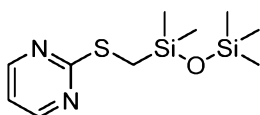
Example 21: *N,N'*-((1,1,3,3-Tetramethyldisiloxane-1,3-diyl)bis(propane-3,1-diyl))diacetamide



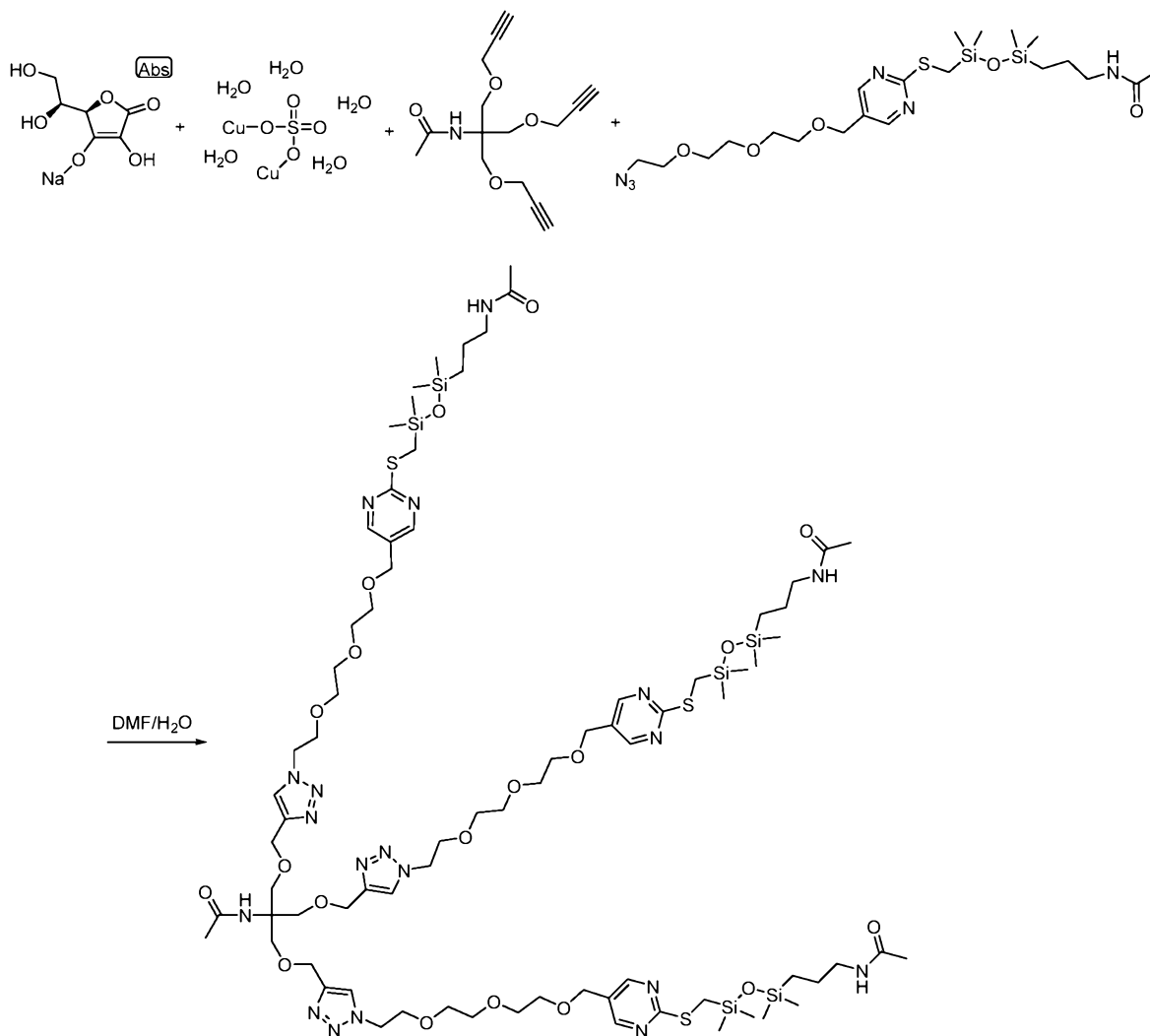
- 10 **[00141]** A solution of 3,3'-(1,1,3,3-tetramethyldisiloxane-1,3-diyl)bis(propan-1-amine) (2 g, 8.04 mmol) in diethyl ether (100 mL) at 0 °C was charged with triethyl amine (2.8 mL, 20.1 mmol) and acetyl chloride (1.4 mL, 19.2 mmol) and stirred at room temperature for 1 h. The solid precipitated was filtered, washed with diethyl ether and the filtrate was concentrated *in vacuo* resulting in 2.67 g of the title compound as colorless oil. The crude compound was
- 15 used in the next step without further purification. ^1H NMR (400 MHz, $\text{DMSO-}d_6$) $\delta = 7.77$ (br. s, 2 H), 2.94 (d, $J = 6.36$ Hz, 4 H), 1.69 - 1.83 (m, 6 H), 1.35 (d, $J = 6.85$ Hz, 4 H), 0.36 - 0.50 (m, 4 H), 0.00 (s, 12 H), ^1H NMR (400 MHz, CDCl_3) $\delta = 6.04$ (br. s, 1 H), 3.21 (q, $J = 6.68$ Hz,

4 H), 1.93 - 2.07 (m, 6 H), 1.53 (td, $J = 7.83, 15.65$ Hz, 4 H), 0.46 - 0.55 (m, 4 H), 0.05 (s, 12 H); MS (ESMS⁺): $m/z = 355.05$ [M + Na]⁺; ESMS: $t_R = 0.13$ min, $m/z = 377.00$ [M + 2Na]⁺; ESMS: $t_R = 0.15$ min; MS (ES⁺): $m/z = 333.00$ [M + H]⁺; LCMS: $t_R = 2.07$ min.

5 **Example 22: 2-(((1,1,3,3,3-Pentamethyldisiloxanyl)methyl)thio)pyrimidine:**



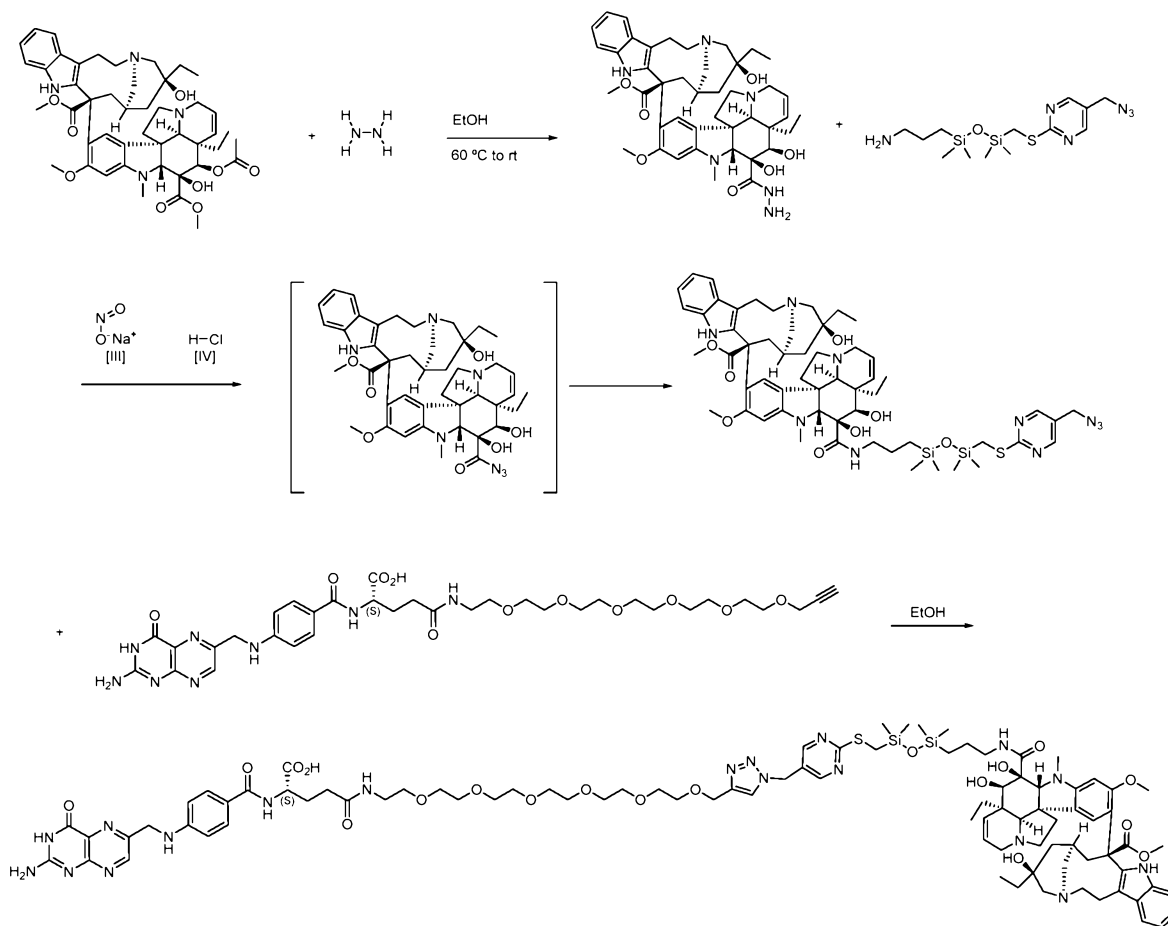
[00142] A solution of pyrimidine-2-thiol (2 g, 17.8 mmol) in acetonitrile (60 mL) was charged with potassium carbonate (3.69 g, 26.7 mmol) and 1-(chloromethyl)-1,1,3,3,3-pentamethyldisiloxane **2** (3.86 g, 19.6 mmol) at room temperature and was further heated to 55
10 °C for 3 h. The reaction mixture was concentrated *in vacuo*, diluted with diethyl ether and stirred for 15 min. The solid precipitated was filtered and the filtrate was concentrated *in vacuo* resulting in the crude compound which was purified by column chromatography on silica gel eluting with 0-5% ethyl acetate in *n*-hexane to afford 3 g, 62% yield, of the title compound as a colorless oil. ¹H NMR (400 MHz, DMSO-*d*₆) $\delta = 8.55$ (d, $J = 4.89$ Hz, 2 H), 7.12 (t, $J = 4.65$
15 Hz, 1 H), 2.31 (s, 2 H), 0.09 (s, 6 H), 0.00 (s, 9 H); MS (ES⁺): $m/z = 273.05$ [M + H]⁺; LCMS: $t_R = 3.46$ min.

Example 23:

- [00143]** A solution of N-(1,3-bis(prop-2-yn-1-yloxy)-2-((prop-2-yn-1-yloxy)methyl)propan-2-yl)acetamide (10.00 mg, 0.036 mmol) and N-(3-(3-(((5-((2-(2-(2-azidoethoxy)ethoxy)ethoxy)methyl)pyrimidin-2-yl)thio)methyl)-1,1,3,3-tetramethyl
- 5 disiloxanyl)propyl)acetamide (60.9 mg, 0.112 mmol) were dissolved in DMF (36.1 μ l). The reaction mixture was charged with sodium ascorbate (7.14 mg, 0.036 mmol) in water (36.1 μ l) followed by the addition of copper sulfate pentahydrate (8.47 mg, 0.027 mmol) in water (36.1 μ l). After 15 min the reaction mixture was checked by LCMS and found to have a mass consistent with desired product. The reaction mixture was partitioned between DCM and water
- 10 and separated. The aqueous was extracted with DCM (3X) and the combined fractions were

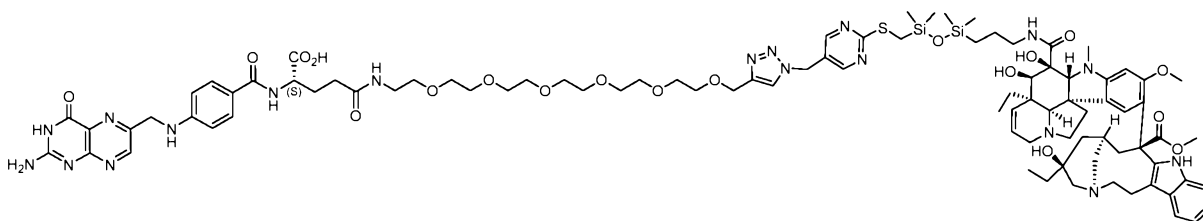
dried over Na_2SO_4 , filtered and concentrated *in vacuo* resulting in a crude which was purified by ISCO chromatography on silica gel [4g cartridge, eluting with 0% of (10% NH_4OH in MeOH) in DCM to 8 % of (10% NH_4OH in MeOH) in DCM] resulting in 11.000 mg, 15.96% yield of the title compound as a clear colorless oil ^1H NMR (CHLOROFORM- d , 400MHz): δ (ppm) 8.50 (s, 6H), 7.71 (s, 3H), 6.28 (s, 1H), 5.73-5.86 (m, 3H), 4.57 (s, 6H), 4.54 (t, $J=5.2$ Hz, 6H), 4.50 (s, 6H), 3.86-3.90 (m, 6H), 3.81 (s, 6H), 3.63 (d, $J=10.9$ Hz, 23H), 3.18-3.25 (m, 6H), 2.41 (s, 6H), 1.97 (s, 9H), 1.93 (s, 3H), 1.77 (s, 8H), 1.48-1.57 (m, 6H), 0.50-0.57 (m, 6H), 0.21 (s, 18H), 0.09 (s, 18H), MS (ES^+): $m/z = 1911.43, 1912.44, 1913.23$ [$\text{M}+\text{H}$] $^+$; LCMS: $t_R = 2.31\text{min}$ [polar_3min_1500].

10 Example 24:



(S)-24-(4-(((2-amino-4-oxo-3,4-dihydropteridin-6-yl)methyl)amino)benzamido)-1-(1-(((3-(3-((3aR,3a1R,4R,5S,5aR,10bR)-3a-ethyl-9-((3S,5S,7S,9S)-5-ethyl-5-hydroxy-9-

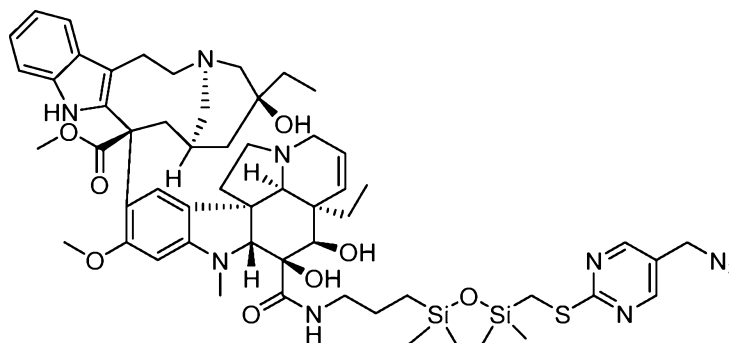
(methoxycarbonyl)-1,4,5,6,7,8,9,10-octahydro-2H-3,7-methano[1]azacycloundecino[5,4-b]indol-9-yl)-4,5-dihydroxy-8-methoxy-6-methyl-3a,3a1,4,5,5a,6,11,12-octahydro-1H-indolizino[8,1-cd]carbazole-5-carboxamido)propyl)-1,1,3,3-tetramethyldisiloxanyl)methyl)thio)pyrimidin-5-yl)methyl)-1H-1,2,3-triazol-4-yl)-21-oxo-2,5,8,11,14,17-hexaoxa-20-azapentacosan-25-oic acid:



[00144] To an Eppendorf vial, DMF (219 μ l) was added into a mixture of (S)-26-(4-(((2-amino-4-oxo-3,4-dihydropteridin-6-yl)methyl)amino)benzamido)-23-oxo-4,7,10,13,16,19-hexaoxa-22-azaheptacos-1-yn-27-oic acid (15.87 mg, 0.021 mmol) and (3R,5S,7R,9S)-methyl 9-((3aR,3a1R,4R,5S,5aR,10bR)-5-((3-(3-(((5-(azidomethyl)pyrimidin-2-yl)thio)methyl)-1,1,3,3-tetramethyldisiloxanyl)propyl)carbonyl)-3a-ethyl-4,5-dihydroxy-8-methoxy-6-methyl-3a,3a1,4,5,5a,6,11,12-octahydro-1H-indolizino[8,1-cd]carbazol-9-yl)-5-ethyl-5-hydroxy-2,4,5,6,7,8,9,10-octahydro-1H-3,7-methano[1]azacycloundecino[5,4-b]indole-9-carboxylate (18.2 mg, 0.016 mmol). More DMF (219 μ L) was added to dissolve both reactants. The vial was purged with nitrogen gas, capped, and sonicated for 5 min. Then a freshly prepared solution of sodium ascorbate (100 mM in water, 32.9 μ L, 3.29 μ mol) in water (55 μ L) was added, followed by the addition of a freshly prepared solution of copper sulfate pentahydrate (100 mM in water, 32.9 μ L, 3.29 μ mol) in water (55 μ L). The vial was purged with nitrogen gas, capped, sonicated for 5 min, and agitated on a shaker at rt. A yellow suspension was formed. As the reaction proceeded, more solids went into the solution. After 2.5h, LCMS showed mainly product. The reaction was stopped. The whole was dissolved with 1.5 mL of DMSO, and passed through an ISCO solid loading filter plug with an aid of a vacuum. For the residue, dissolved with ~0.5 mL of DMSO and passed through the same filter plug. The combined filtrate (2 mL) was purified by a reversed phase preparative HPLC. Using the 10 mM ammonium bicarbonate in water and MeCN mobile phases with gradient 1 for reverse phase preparative HPLC to obtain 6.15 mg, 20.2% yield of the title compound as a light yellow solid after lyophilizing. 1.51 min LCMS using acidic mobile phase and method [polar_3min_0_1500] (M+2)=1851.2, (M+2)/2=926.0, (M+3)/3=617.7, (M+4)/4=463.6. ^1H

NMR (400 MHz, DMSO-*d*₆) δ ppm 0.01 - 0.09 (m, 7 H) 0.16 (s, 7 H) 0.43 - 0.55 (m, 2 H) 0.63 (br s, 1 H) 0.70 - 0.88 (m, 7 H) 1.09 - 1.37 (m, 7 H) 1.38 - 1.66 (m, 5 H) 1.81 - 2.09 (m, 6 H) 2.16 (br d, *J* = 7.07 Hz, 2 H) 2.27 - 2.43 (m, 6 H) 2.60 - 2.77 (m, 8 H) 2.89 (br d, *J* = 9.85 Hz, 2 H) 3.01 - 3.22 (m, 15 H) 3.43 - 3.57 (m, 18 H) 3.71 (s, 5 H) 3.83 (br d, *J* = 5.81 Hz, 1 H) 3.91 - 4.11 (m, 3 H) 4.23 (br s, 1 H) 4.43 - 4.55 (m, 4 H) 5.52 - 5.73 (m, 5 H) 6.19 (s, 1 H) 6.44 (s, 1 H) 6.54 - 6.70 (m, 3 H) 6.86 - 7.05 (m, 5 H) 7.26 (d, *J* = 8.08 Hz, 1 H) 7.37 (d, *J* = 7.83 Hz, 1 H) 7.63 (br d, *J* = 8.34 Hz, 2 H) 7.77 (br t, *J* = 5.68 Hz, 1 H) 7.89 (br s, 1 H) 8.09 (br s, 1 H) 8.20 (s, 1 H) 8.48 - 8.73 (m, 4 H) 9.33 (s, 1 H). MS (ES⁺): *m/z* = (*M*+2) = 1851.2, (*M*+2)/2 = 926.0, (*M*+3)/3 = 617.7, (*M*+4)/4 = 463.6. [*M*+H]⁺; LCMS: *t*_R = 1.51 min [polar_3min_1500].

10 **Methyl(3R,5S,7R,9S)-9-((3aR,3a1R,4R,5S,5aR,10bR)-5-((3-(3-(((5-(azidomethyl)pyrimidin-2-yl)thio)methyl)-1,1,3,3-tetramethyldisiloxanyl)propyl) carbamoyl)-3a-ethyl-4,5-dihydroxy-8-methoxy-6-methyl-3a,3a1,4,5,5a,6,11,12-octahydro-1H-indolizino[8,1-cd]carbazol-9-yl)-5-ethyl-5-hydroxy-1,4,5,6,7,8,9,10-octahydro-2H-3,7-methano[1]azacycloundecino[5,4-b]indole-9-carboxylate:**



15

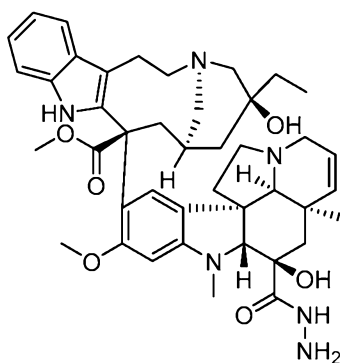
[00145] A solution of (3R,5S,7R,9S)-methyl 5-ethyl-9-((3aR,3a1R,4R,5S,5aR,10bR)-3a-ethyl-5-(hydrazinecarbonyl)-4,5-dihydroxy-8-methoxy-6-methyl-3a,3a1,4,5,5a,6,11,12-octahydro-1H-indolizino[8,1-cd]carbazol-9-yl)-5-hydroxy-2,4,5,6,7,8,9,10-octahydro-1H-3,7-methano[1]azacycloundecino[5,4-b]indole-9-carboxylate (200 mg, 0.260 mmol) in acetonitrile (3.34 ml) was cooled to -10 °C and charged with 1 M HCl in water (12.33 ml, 12.33 mmol) and maintained at -10 °C then charged with solid sodium nitrite (41.3 mg, 0.598 mmol) (Note: upon addition of NaNO₂ the color changed from pale yellow/coloreless to a yellowish brown color) After 10min the yellowish brown solution was adjusted to pH ~8.00 with dropwise addition of cold sat NaHCO₃ solution (~13.2 mL of NaHCO₃ added). The solution was extracted rapidly with DCM (5X10 mL) and the combined organic layers were washed with brine (1X20mL) and

20

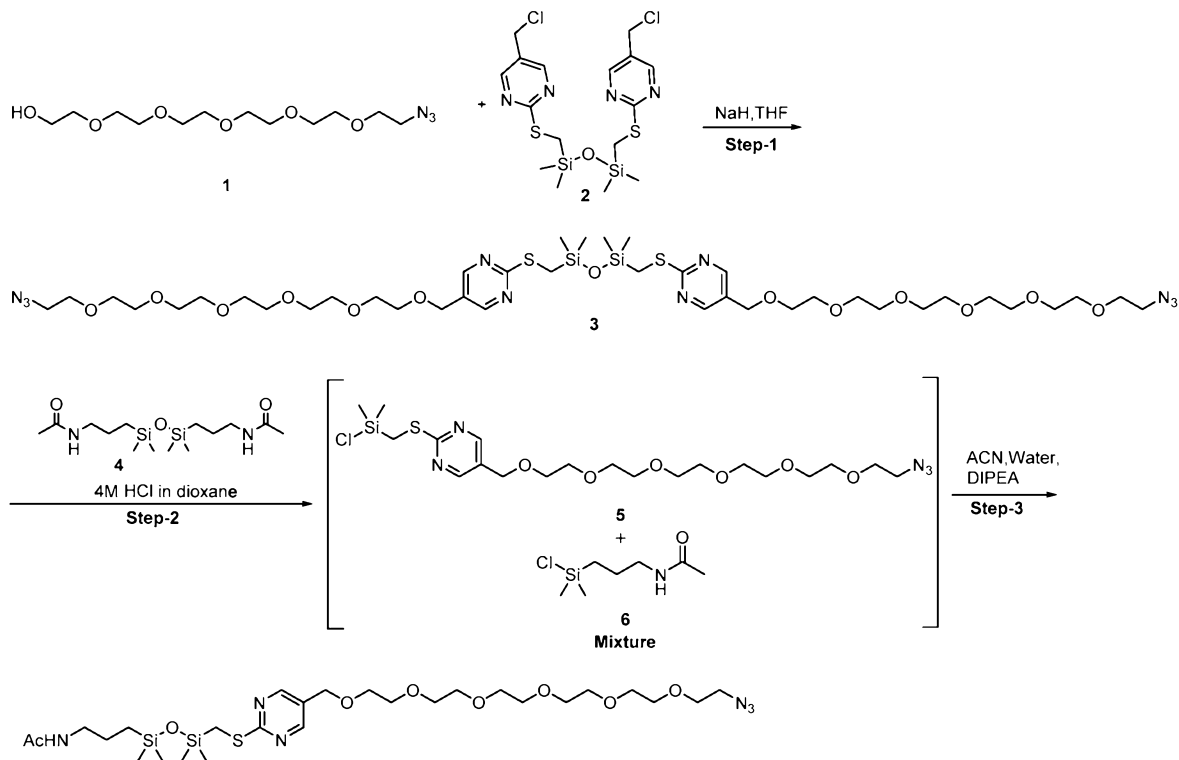
25

dried over Na₂SO₄, filtered, and concentrated to ~8.00 mL-10 mL cooled to 0 °C and charged with a solution of 3-(3-(((5-(azidomethyl)pyrimidin-2-yl)thio)methyl)-1,1,3,3-tetramethyldisiloxanyl)propan-1-amine (96 mg, 0.260 mmol) in DCM (8.0 mL) and allowed to stir at 0°C for 2 hr. The reaction mixture was concentrated *in vacuo* resulting in a light tan solid. The crude was further purified by chromatography on silica gel [ISCO CombiFlash, 12g Gold cartridge, eluting with 0% of (10% 7N NH₃ in MeOH) to 8% (10% 7N NH₃ in MeOH) in DCM resulting in 127mg, 44% yield of the title compound as a pale yellow foam solid. ¹H NMR (CHLOROFORM-*d*, 400MHz): δ (ppm) 9.47 – 9.59 (m, 1H), 8.49 (s, 2H), 8.04 (s, 1H), 7.54 (d, *J* = 8.1 Hz, 1H), 7.15 – 7.21 (m, 3H), 7.08 – 7.14 (m, 1H), 6.61 (s, 1H), 6.08 (s, 1H), 5.84 (s, 2H), 4.34 (s, 2H), 4.19 (d, *J* = 4.8 Hz, 1H), 3.92 – 4.03 (m, 1H), 3.78 (s, 3H), 3.63 – 3.74 (m, 1H), 3.61 (s, 3H), 3.38 – 3.45 (m, 2H), 3.07 – 3.37 (m, 8H), 2.83 – 2.89 (m, 1H), 2.79 – 2.83 (m, 5H), 2.62 (s, 1H), 2.60 (d, *J* = 4.8 Hz, 1H), 2.37 – 2.50 (m, 4H), 2.24 – 2.33 (m, 1H), 1.98 – 2.10 (m, 1H), 1.68 – 1.83 (m, 2H), 1.52 – 1.60 (m, 4H), 1.45 – 1.51 (m, 1H), 1.37 – 1.45 (m, 1H), 1.21 – 1.36 (m, 4H), 0.87 – 1.00 (m, 7H), 0.85 (br d, *J* = 6.1 Hz, 1H), 0.54 – 0.62 (m, 2H), 0.19 – 0.25 (m, 6H), 0.10 (s, 6H), MS (ES⁺): *m/z* = 1107.61, 1108.56 [M+H]⁺; LCMS: *t_R* = 1.62 min [polar_3min_1500].

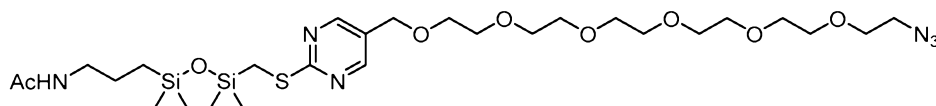
Methyl(3R,5S,7R,9S)-9-((3aR,3a1R,4R,5S,5aR,10bR)-5-((3-(3-(((5-(azidomethyl)pyrimidin-2-yl)thio)methyl)-1,1,3,3-tetramethyldisiloxanyl)propyl)carbamoyl)-3a-ethyl-4,5-dihydroxy-8-methoxy-6-methyl-3a,3a1,4,5,5a,6,11,12-octahydro-1H-indolizino[8,1-cd]carbazol-9-yl)-5-ethyl-5-hydroxy-1,4,5,6,7,8,9,10-octahydro-2H-3,7-methano[1]azacycloundecino[5,4-b]indole-9-carboxylate:



[00146] A solution of hydrazine (12.77 ml, 407 mmol) in Ethanol (15.03 ml) was charged with (3aR,3a1R,4R,5S,5aR,10bR)-methyl 4-acetoxy-3a-ethyl-9-((3R,5S,7R,9S)-5-ethyl-5-hydroxy-9-(methoxycarbonyl)-2,4,5,6,7,8,9,10-octahydro-1H-3,7-methano[1]azacycloundecino[5,4-b]indol-9-yl)-5-hydroxy-8-methoxy-6-methyl-3a,3a1,4,5,5a,6,11,12-octahydro-1H-indolizino[8,1-cd]carbazole-5-carboxylate, sulfuric acid salt (2.5g, 2.75 mmol) and heated to 60 °C under a N₂ atmosphere. The reaction mixture was heated to 60 °C for 16h then stirred at rt for an additional 6 hrs. The reaction mixture was poured into 90 mL of HPLC grade water and the aqueous was extracted with 5X90mL of DCM and the combined organic fractions were washed with water 1X90mL and brine 1X120mL and dried over anhydrous Na₂SO₄, filtered and concentrated in vacuo resulting in crude product that was further purified by column chromatography on silica gel [ISCO Combiflash, 12 g gold cartridge] eluting with a gradient of 100% DCM to 8% 7N NH₃ in MeOH in DCM] resulting in 1.42 g, 67.1% yield of the title compound as an off-white solid. ¹H NMR (DMSO-*d*₆, 400MHz): δ (ppm) 9.31 (s, 1H), 8.87– 9.03 (m, 1H), 8.81 (br s, 1H), 8.33 (s, 1H), 7.37 (d, *J* = 7.8 Hz, 1H), 7.26 (d, *J* = 8.1 Hz, 1H), 6.96 – 7.04 (m, 1H), 6.88 – 6.95 (m, 1H), 6.45 (s, 1H), 6.20 (s, 1H), 5.76 (s, 2H), 5.66 – 5.72 (m, 1H), 5.54 – 5.62 (m, 1H), 4.23 (br d, *J* = 3.8 Hz, 2H), 4.12 (br d, *J* = 3.5 Hz, 1H), 4.05 (br dd, *J* = 15.2, 13.6 Hz, 1H), 3.90 – 3.97 (m, 2H), 3.82 (d, *J* = 6.1 Hz, 1H), 3.65 – 3.78 (m, 4H), 3.54 (s, 3H), 3.36 (s, 1H), 3.26 (br d, *J* = 14.1 Hz, 1H), 3.03 – 3.22 (m, 4H), 2.89 (br dd, *J* = 14.4, 4.5 Hz, 1H), 2.61 – 2.77 (m, 6H), 2.28 – 2.42 (m, 2H), 1.97 – 2.05 (m, 1H), 1.88 – 1.97 (m, 1H), 1.74 (s, 2H), 1.51 – 1.66 (m, 2H), 1.25 – 1.38 (m, 2H), 1.12 – 1.21 (m, 3H), 0.71 – 0.85 (m, 6H), 0.56 – 0.67 (m, 1H), MS (ES⁺): *m/z* = 769.40, 770.41 [M+H]⁺; LCMS: *t*_R = 132 min [polar_3min_1500].

Example 25:

- 5 ***N*-3-(3-(((5-(19-azido-2,5,8,11,14,17-hexaoxonadecyl)pyrimidin-2-yl)thio)methyl)-1,1,3,3-tetramethyldisiloxanyl)propyl)acetamide:**

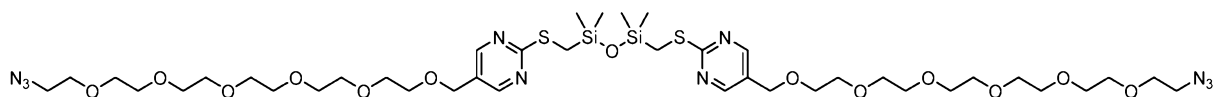


[00147] A solution of 1,3-bis(((5-(19-azido-2,5,8,11,14,17-

- 10 hexaoxonadecyl)pyrimidin-2-yl)thio)methyl)-1,1,3,3-tetramethyldisiloxane (4.90 g, 4.799 mmol) and *N,N'*-((1,1,3,3-tetramethyldisiloxane-1,3-diyl)bis(propane-3,1-diyl))diacetamide (3.30 g, 4.799 mmol) in 4M HCl in dioxane (100 mL) was stirred at room temperature for 1 h. The reaction mixture was concentrated *in vacuo* resulting in the crude intermediate 5 and 6. The intermediate 5 and 6 was dissolved in acetonitrile (250 mL) and followed by addition of
- 15 water (250 mL) and DIPEA (4.90 mL, 28.79 mmol) and stirred at room temperature for another 1 h. The reaction mixture was concentrated *in vacuo* resulting in the crude compound which was purified by combiflash chromatography on silica gel eluting with 50-80% ethyl acetate in

n-hexane to afford 3.56 g, 55% yield, of the title compound as a colorless oil. ¹H NMR (400 MHz, DMSO-*d*₆) δ = 8.60 (s, 2 H), 7.76 - 7.82 (m, 1 H), 4.47 - 4.51 (m, 2 H), 3.49 - 3.64 (m, 22 H), 3.37 - 3.42 (m, 2 H), 2.94 - 3.02 (m, 2 H), 2.36 - 2.42 (m, 2 H), 1.78 (s, 3 H), 1.34 - 1.45 (m, 2 H), 0.44 - 0.53 (m, 2 H), 0.18 (s, 6 H), 0.07 (s, 6 H); MS (ES⁺): *m/z* = 676.70 [M+H]⁺;
 5 LCMS: *t*_R = 3.27 min.

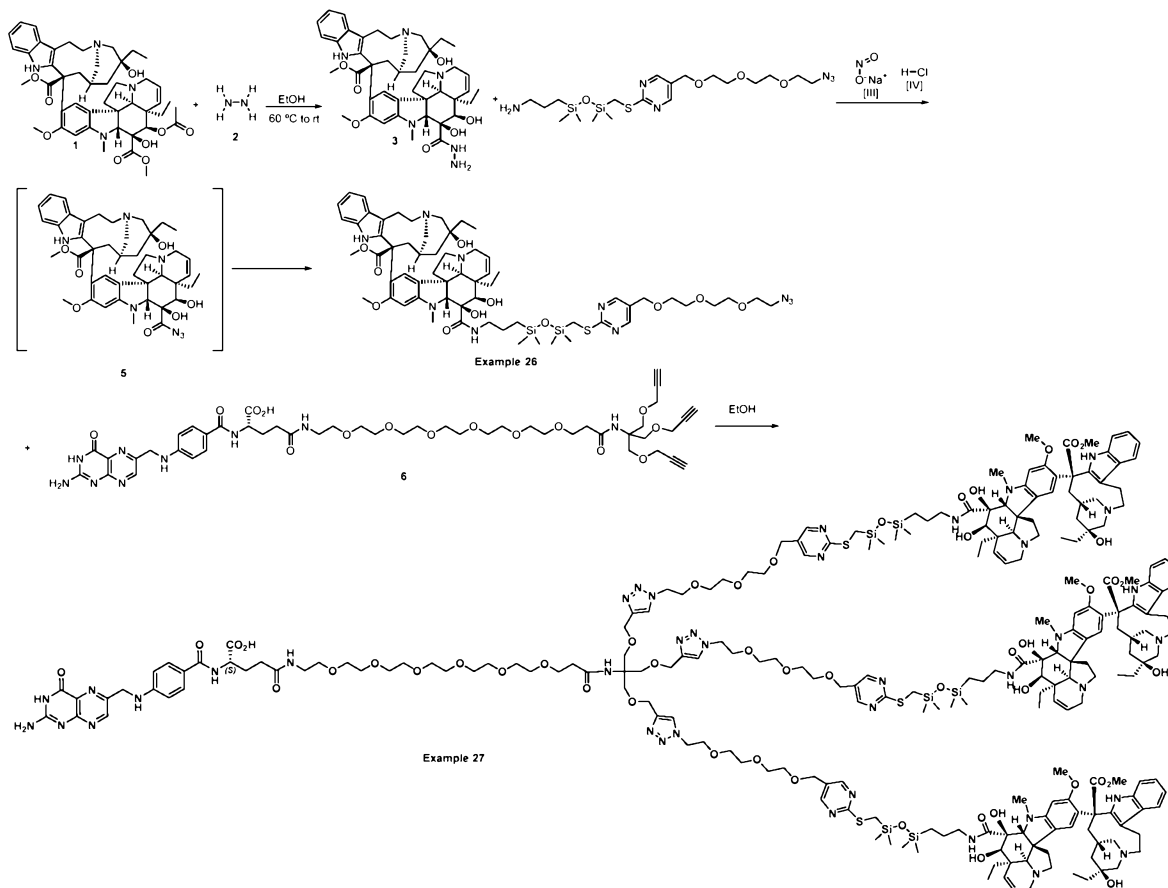
1,3-Bis(((5-(19-azido-2,5,8,11,14,17-hexaoxonadecyl)pyrimidin-2-yl)thio)methyl)-1,1,3,3-tetramethyldisiloxane (3):



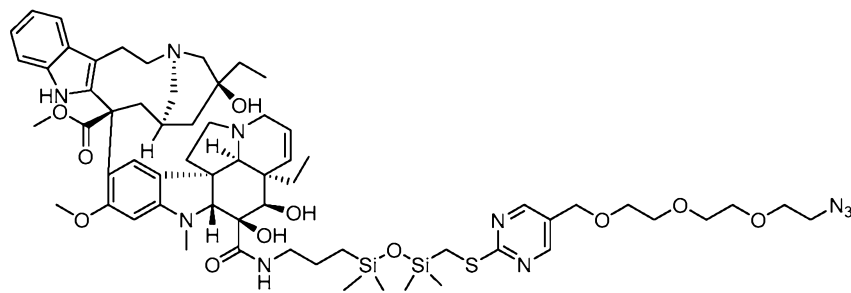
10

[00148] A solution of 17-azido-3,6,9,12,15-pentaoxaheptadecan-1-ol (3 g, 9.771 mmol) in THF (250 mL) at 0 °C was charged with sodium hydride (502 mg, 14.65 mmol) and stirred at same temperature for 30 min. Followed by addition of 1,3-bis(((5-(chloromethyl)pyrimidin-2-yl)thio)methyl)-1,1,3,3-tetramethyldisiloxane (7 g, 14.65 mmol) to the resulting solution and
 15 was stirred at the same temperature for another 1 h. The reaction mixture was concentrated *in vacuo* resulting in the crude compound which was purified by combiflash column chromatography eluting with 0-5% methanol in DCM to afford 5.90 g, 60% yield, of the title compound as colorless oil. ¹H NMR (400 MHz, DMSO-*d*₆) δ = 8.60 (s, 1 H), 8.57 (s, 3 H), 4.46 - 4.49 (m, 4 H), 3.49 - 3.63 (m, 45 H), 3.36 - 3.43 (m, 6 H), 2.39 - 2.42 (m, 4 H), 0.18 (s, 9
 20 H); MS (ES⁺): *m/z* = 511.40 [M/2+H]⁺; LCMS: *t*_R = 3.53 min.

Examples 26 and 27:



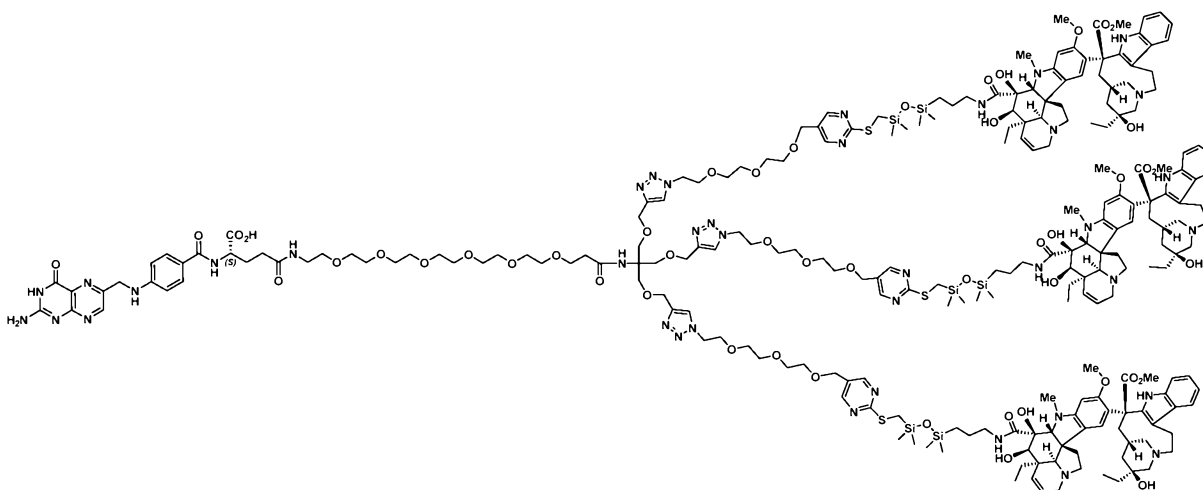
**Methyl (3R,5S,7R,9S)-9-((3aR,3a1R,4R,5S,5aR,10bR)-5-((3-(3-(((5-((2-(2-(2-
5 azidoethoxy)ethoxy)ethoxy)methyl)pyrimidin-2-yl)thio)methyl)-1,1,3,3-
tetramethyldisiloxanyl)propyl)carbamoyl)-3a-ethyl-4,5-dihydroxy-8-methoxy-6-methyl-
3a,3a1,4,5,5a,6,11,12-octahydro-1H-indolizino[8,1-cd]carbazol-9-yl)-5-ethyl-5-hydroxy-
1,4,5,6,7,8,9,10-octahydro-2H-3,7-methano[1]azacycloundecino[5,4-b]indole-9-
carboxylate [Example 26]:**



[00149] A solution of (3R,5S,7R,9S)-methyl 5-ethyl-9-((3aR,3a1R,4R,5S,5aR,10bR)-3a-ethyl-5-(hydrazinecarbonyl)-4,5-dihydroxy-8-methoxy-6-methyl-3a,3a1,4,5,5a,6,11,12-octahydro-1H-indolizino[8,1-cd]carbazol-9-yl)-5-hydroxy-2,4,5,6,7,8,9,10-octahydro-1H-3,7-methano[1]azacycloundecino[5,4-b]indole-9-carboxylate (100 mg, 0.130 mmol) in acetonitrile (1.67 ml) and 1 M HCl in water (6.16 ml, 6.16 mmol) cooled to -10 °C then charged with sodium nitrite (20.64 mg, 0.299 mmol). After 10min the yellowish brown solution was adjusted to pH ~8.00 dropwise adding cold sat NaHCO₃ solution (~6.6 mL of NaHCO₃ added). The solution was extracted rapidly with DCM (5 X 5.0mL) and the combined organic layers were washed with brine (1X10mL) and dried over Na₂SO₄, filtered and concentrated to ~4.00 mL cooled to 0 °C in and charged with a solution of 3-(3-(((5-((2-(2-(2-azidoethoxy)ethoxy)ethoxy)methyl)pyrimidin-2-yl)thio)methyl)-1,1,3,3-tetramethyldisiloxanyl)propan-1-amine (65.4 mg, 0.130 mmol) in 4.0mL of DCM and allowed to stir at 0°C for 2 hr. The reaction mixture was concentrated *in vacuo* resulting in a light tan solid which was purified by chromatography on silica gel [ISCO CombiFlash, 12g Gold cartridge, eluting with 0% of (10% 7N NH₃ in MeOH) to 8% (10% 7N NH₃ in MeOH) in DCM resulting in 65.5 mg, 41% yield of the title compound as a light yellow solid. ¹H NMR (DMSO-d₆, 400MHz): δ (ppm) 9.33 (s, 1H), 8.58 (s, 2H), 8.51 (s, 1H), 7.77 (br t, *J* = 5.8 Hz, 1H), 7.37 (d, *J* = 8.1 Hz, 1H), 7.26 (d, *J* = 8.1 Hz, 1H), 7.00 (t, *J* = 7.6 Hz, 1H), 6.88-6.95 (m, 1H), 6.44 (s, 1H), 6.19 (s, 1H), 5.69 (br dd, *J* = 10.7, 5.4 Hz, 1H), 5.54-5.61 (m, 1H), 4.47 (s, 2H), 4.00-4.10 (m, 1H), 3.96 (s, 1H), 3.92 (s, 1H), 3.83 (d, *J* = 5.8 Hz, 1H), 3.68-3.76 (m, 4H), 3.49-3.62 (m, 13H), 3.36-3.40 (m, 2H), 3.30-3.34 (m, 6H), 2.98-3.28 (m, 7H), 2.84-2.93 (m, 1H), 2.59-2.77 (m, 6H), 2.52-2.55 (m, 1H), 2.48-2.52 (m, 7H), 2.30-2.42 (m, 4H), 1.89-2.05 (m, 2H), 1.42-1.65 (m, 4H), 1.12-1.36 (m, 5H), 0.69-0.85 (m, 6H), 0.57-0.68 (m, 1H), 0.46-0.55 (m, 2H), 0.17 (s, 6H), 0.07 (s, 6H), MS (ES⁺): *m/z* = 1240.00, 1240.90[M+H]⁺; LCMS: *t_R* = 1.65min [polar_3min_1500].

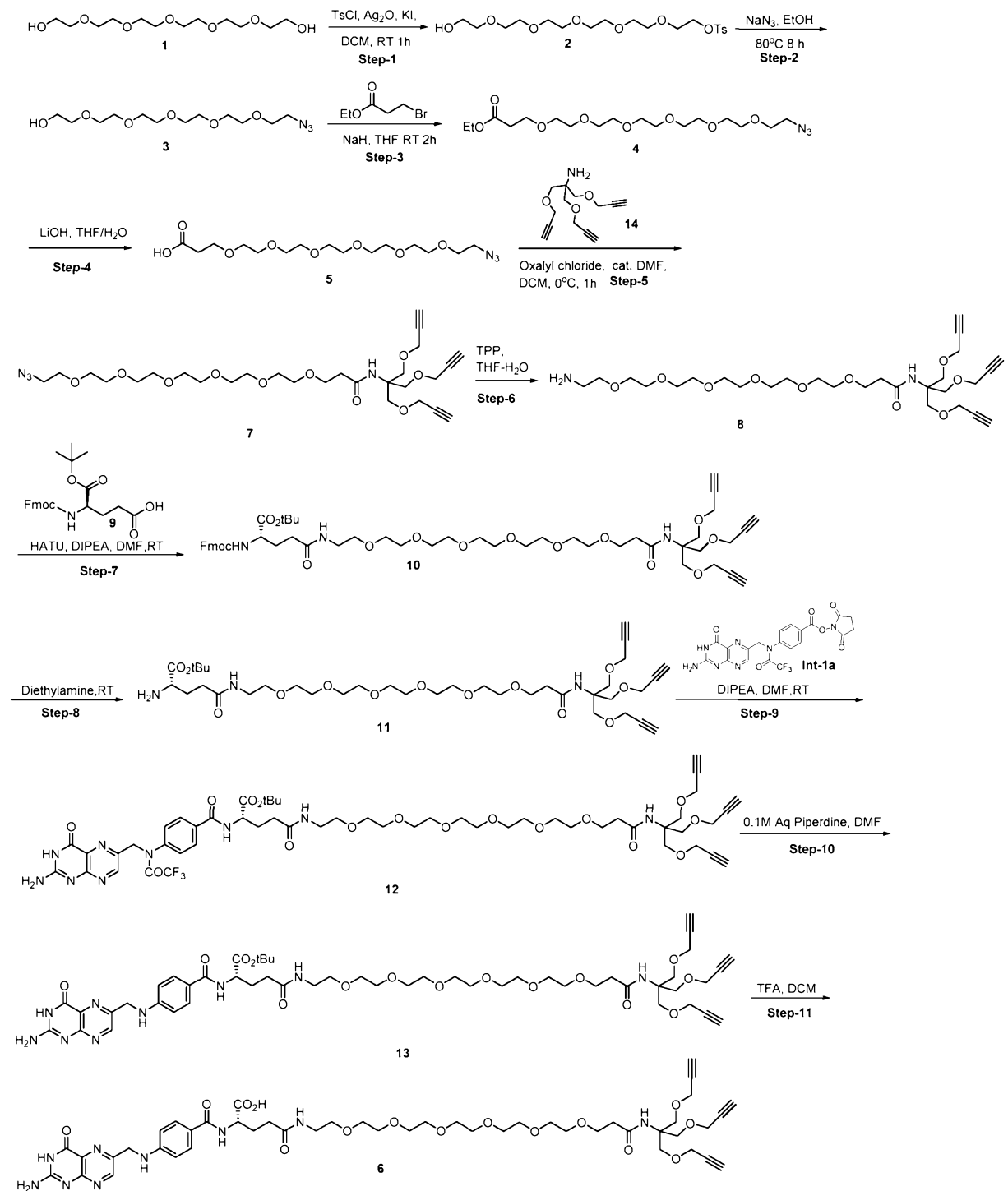
(31S)-31-(4-(((2-Amino-4-oxo-3,4-dihydropteridin-6-yl)methyl)amino)benzamido)-1-(1-(2-(2-(2-((3-(3-((3aR,3a1R,4R,5S,5aR,10bR)-3a-ethyl-9-((5S,7S,9S)-5-ethyl-5-hydroxy-9-(methoxycarbonyl)-1,4,5,6,7,8,9,10-octahydro-2H-3,7-methano[1] azacycloundecino[5,4-b]indol-9-yl)-4,5-dihydroxy-8-methoxy-6-methyl-3a,3a1,4,5,5a,6,11,12-octahydro-1H-indolizino[8,1-cd]carbazole-5-carboxamido)propyl)-1,1,3,3-tetramethyldisiloxanyl)

methyl) thio)pyrimidin-5-yl)methoxy) ethoxy) ethoxy) ethyl)-1H-1,2,3-triazol-4-yl)-4,4-bis(((1-(2-(2-(2-(((3-(3-((3aR,3a1R,4R,5S,5aR,10bR)-3a-ethyl-9-((5S,7S,9S)-5-ethyl-5-hydroxy-9-(methoxycarbonyl)-1,4,5,6,7,8,9,10-octahydro-2H-3,7-methano[1]azacycloundecino[5,4-b]indol-9-yl)-4,5-dihydroxy-8-methoxy-6-methyl-
 5 3a,3a1,4,5,5a,6,11,12-octahydro-1H-indolizino[8,1-cd]carbazole-5-carboxamido)propyl)-1,1,3,3-tetramethyldisiloxanyl)methyl)thio)pyrimidin-5-yl) methoxy)ethoxy)ethoxy)ethyl)-1H-1,2,3-triazol-4-yl)methoxy)methyl)-6,28-dioxo-2,9,12,15,18,21,24-heptaoxa-5,27-diazadotriacontan-32-oic acid [Example 27]:

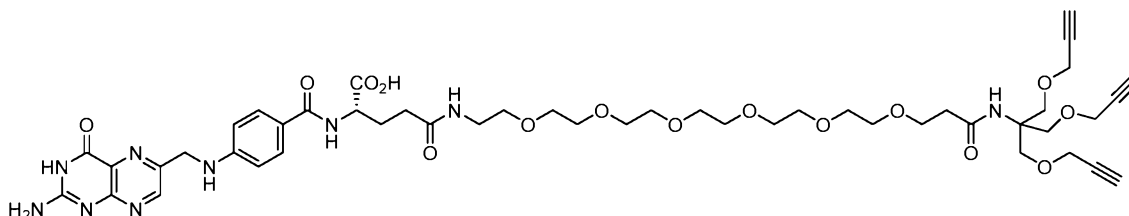


[00150] To an Eppendorf vial, DMF (134 μ L) was added to a mixture of (S)-33-(4-(((2-
 10 amino-4-oxo-3,4-dihydropteridin-6-yl)methyl)amino)benzamido)-8,30-dioxo-6,6-bis((prop-2-
 yn-1-yloxy)methyl)-4,11,14,17,20,23,26-heptaoxa-7,29-diazatetracont-1-yn-34-oic acid (10
 mg, 10.06 μ mol) and (5S,7S,9S)-methyl 9-((3aR,3a1R,4R,5S,5aR,10bR)-5-(((3-(3-(((5-((2-(2-
 (2-azidoethoxy)ethoxy)ethoxy)methyl)pyrimidin-2-yl)thio)methyl)-1,1,3,3-tetramethyl
 15 ,6,11,12-octahydro-1H-indolizino[8,1-cd]carbazol-9-yl)-5-ethyl-5-hydroxy-2,4,5,6,7,8,9,10-
 octahydro-1H-3,7-methano[1]azacycloundecino[5,4-b]indole-9-carboxylate (43.6 mg, 0.035
 mmol). More DMF (134 μ L) was added to dissolve both reactants. The whole was purged with
 nitrogen gas, capped, and sonicated for 5 min. Then a freshly prepared solution of sodium
 ascorbate (100 mM in water, 40.2 μ L, 4.02 μ mol) followed by the addition of a freshly
 20 prepared solution of copper sulfate pentahydrate (100 mM in water, 20.12 μ L, 2.01 μ mol). The
 whole was purged with nitrogen gas, capped, sonicated for 5 min, and agitated on a shaker at rt.
 After 1.5h LCMS showed mainly both SMs but a lot of gummy solid adhered to the Eppendorf

vial. More sodium ascorbate (100 mM in water, 80 μ L, 8 μ mol) and copper sulfate pentahydrate (100 mM in water, 40 μ L, 4 μ mol) were added. After 15 min, the reaction was stopped. The whole was passed through an ISCO solid loading filter plug with an aid of a vacuum. For the residue, dissolved with \sim 0.5 mL of DMSO and passed through the same filter
5 plug. The combined filtrate (1.7 mL) was purified by a reversed phase preparative HPLC [Gradient 2] resulting in 2.12 mg, 4.47 % yield of the title compound as a light yellow solid. .
 ^1H NMR (400 MHz, DMSO- d_6) δ ppm 9.32 (s, 1 H) 8.63 (s, 1 H) 8.56 (s, 2 H) 7.98 (s, 2 H) 7.69 - 7.85 (m, 1 H) 7.61 (br d, J = 8.08 Hz, 1 H) 7.32 - 7.49 (m, 1 H) 7.16 - 7.32 (m, 1 H) 6.85 - 7.13 (m, 3 H) 6.63 (br d, J = 8.84 Hz, 1 H) 6.44 (s, 1 H) 6.19 (s, 1 H) 5.76 (br s, 1 H) 5.63 -
10 5.73 (m, 1 H) 5.49 - 5.63 (m, 1 H) 5.39 (br d, J = 7.58 Hz, 1 H) 4.37 - 4.67 (m, 9 H) 3.87 - 4.15 (m, 7 H) 3.74 - 3.87 (m, 6 H) 3.71 (s, 5 H) 3.63 (br s, 5 H) 3.41 - 3.57 (m, 26 H) 3.21 - 3.27 (m, 1 H) 3.00 - 3.21 (m, 4 H) 2.89 (br d, J = 10.36 Hz, 1 H) 2.70 (s, 4 H) 2.63 (br d, J = 14.15 Hz, 2 H) 2.53 - 2.58 (m, 1 H) 2.29 - 2.40 (m, 3 H) 1.86 - 2.03 (m, 1 H) 1.59 (br dd, J = 13.39, 7.33 Hz, 1 H) 1.47 (dt, J = 15.85, 7.61 Hz, 2 H) 1.20 - 1.36 (m, 3 H) 1.16 (br d, J = 7.83 Hz, 3 H)
15 0.67 - 0.86 (m, 5 H) 0.63 (br s, 1 H) 0.45 - 0.58 (m, 2 H) 0.16 (s, 5 H) 0.00 - 0.11 (m, 7 H). MS (ES $^+$): m/z = (M+3)/3= 1571.9, (M+4)/4=1179.4, (M+5)/5=943.7, (M+6)/6=786.6; LCMS: t_R = 1.58 min [polar_3min_1500].

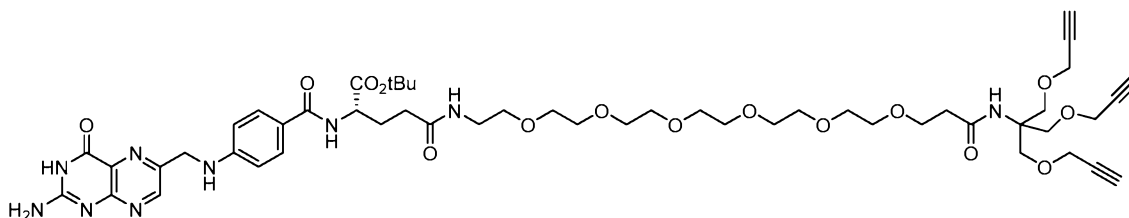
Compound 6:

(S)-33-(4-(((2-amino-4-oxo-3,4-dihydropteridin-6-yl)methyl)amino)benzamido)-8,30-dioxo-6,6-bis((prop-2-yn-1-yloxy)methyl)-4,11,14,17,20,23,26-heptaoxa-7,29-diazatetracont-1-yn-34-oic acid (6):



- 5 **[00151]** A solution of *tert*-butyl (S)-33-(4-(((2-amino-4-oxo-3,4-dihydropteridin-6-yl)methyl) amino)benzamido)-8,30-dioxo-6,6-bis((prop-2-yn-1-yloxy)methyl)-4,11,14,17,20,23,26-heptaoxa-7,29-diazatetracont-1-yn-34-oate (2.2 g, 2.095 mmol) in DCM (25 mL) was charged with trifluoroacetic acid (25 mL) and stirred at room temperature for 12 h. The reaction mixture was concentrated *in vacuo* resulting in the crude compound.
- 10 The crude compound was purified by reverse phase combiflash column chromatography (acetonitrile: water: 0.1% TFA) to afford 91 mg, 4% yield of the title compound as a yellow solid. ¹H NMR (400 MHz, DMSO-*d*₆) δ = 12.44 (br. s, 2 H), 11.56 (br. s, 2 H), 8.71 (s, 1 H), 8.20 (br. s, 1 H), 7.96 (br. s, 1 H), 7.71 (d, *J* = 8.31 Hz, 2 H), 7.37 (br. s, 1 H), 6.97 - 7.03 (m, 2 H), 6.70 (d, *J* = 8.31 Hz, 2 H), 4.55 (d, *J* = 5.38 Hz, 1 H), 4.31 (br. s, 1 H), 4.18 (br. s, 4 H),
- 15 3.71 (s, 4 H), 3.35 - 3.65 (m, 31 H), 3.23 (d, *J* = 5.38 Hz, 2 H), 2.35 - 2.42 (m, 2 H), 2.24 (d, *J* = 6.36 Hz, 2 H), 2.04 - 2.19 (m, 1 H), 1.87 - 2.00 (m, 1 H), MS (ES⁺): *m/z* = 994.55 [M+H]⁺; LCMS: *t*_R = 2.23 min.

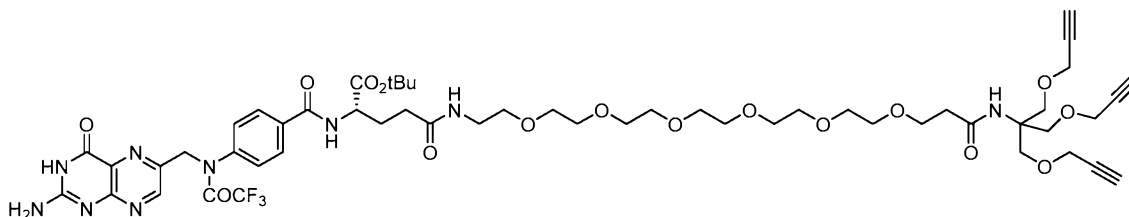
***tert*-Butyl(S)-33-(4-(((2-amino-4-oxo-3,4-dihydropteridin-6-yl)methyl)amino) benzamido)-8,30-dioxo-6,6-bis((prop-2-yn-1-yloxy)methyl)-4,11,14,17,20,23,26-heptaoxa-7,29-diazatetracont-1-yn-34-oate (13):**



- [00152]** A solution of *tert*-butyl (S)-33-(4-(*N*-((2-amino-4-oxo-3,4-dihydropteridin-6-yl)methyl)-2,2,2-trifluoroacetamido)benzamido)-8,30-dioxo-6,6-bis((prop-2-yn-1-yloxy)methyl)-4,11,14,17,20,23,26-heptaoxa-7,29-diazatetracont-1-yn-34-oate (2.9 g, 2.530

mmol) in DMF (25 mL) was charged with 0.1M solution of piperidine (50 mL) and stirred at room temperature for 3 h. The reaction mixture was concentrated *in vacuo* resulting in the crude compound. The crude compound was stirred in diethyl ether (40 mL) for 10 min and the solid was filtered and washed with diethyl ether (20 mL) and dried to afford 2.2 g, 83% yield of the title compound as a yellow solid. ¹H NMR (400 MHz, DMSO-*d*₆) δ = 8.64 (s, 1 H), 8.17 (d, *J* = 7.34 Hz, 1 H), 7.95 (s, 2 H), 7.89 (t, *J* = 5.38 Hz, 1 H), 7.64 (d, *J* = 8.80 Hz, 2 H), 7.30 (s, 1 H), 6.89 - 6.94 (m, 2 H), 6.64 (d, *J* = 8.80 Hz, 2 H), 4.48 (d, *J* = 5.87 Hz, 2 H), 4.17 - 4.23 (m, 1 H), 4.11 (d, *J* = 1.47 Hz, 4 H), 3.65 (s, 4 H), 3.55 (t, *J* = 6.36 Hz, 2 H), 3.35 - 3.51 (m, 27 H), 3.14 - 3.21 (m, 2 H), 2.32 (t, *J* = 6.11 Hz, 2 H), 2.19 (dd, *J* = 7.09, 11.49 Hz, 2 H), 1.81 - 2.03 (m, 2 H), 1.44 - 1.61 (m, 2 H), 1.39 (s, 9 H); MS (ES⁺): *m/z* = 1050.00 [M]⁺; LCMS: *t*_R = 1.90 min.

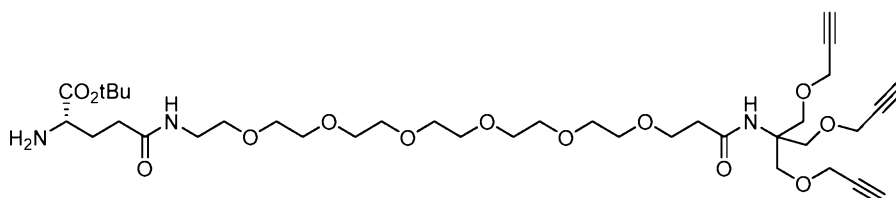
***tert*-Butyl(*S*)-33-(4-(*N*-((2-amino-4-oxo-3,4-dihydropteridin-6-yl)methyl)-2,2,2-trifluoroacetamido)benzamido)-8,30-dioxo-6,6-bis((prop-2-yn-1-yloxy)methyl)-4,11,14,17,20,23,26-heptaosa-7,29-diazatetracont-1-yn-34-oate (12):**



[00153] A solution of 2,5-dioxopyrrolidin-1-yl 4-(*N*-((2-amino-4-oxo-3,4-dihydropteridin-6-yl)methyl)-2,2,2-trifluoroacetamido)benzoate (1.5 g, 2.913 mmol) and *tert*-butyl (*S*)-33-amino-8,30-dioxo-6,6-bis((prop-2-yn-1-yloxy)methyl)-4,11,14,17,20,23,26-heptaosa-7,29-diazatetracont-1-yn-34-oate (2.2 g, 2.913 mmol) in DMF (25 mL) was added DIPEA (1.01 mL, 5.826 mmol) under nitrogen atmosphere for 4 h. The reaction mixture was concentrated *in vacuo* resulting in the crude compound. The crude compound was stirred in diethyl ether (125 mL) for 15 min and the solid precipitated was filtered and washed with diethyl ether (50 mL) and dried to afford 3 g, 90% yield, of the title compound as a yellow semisolid. ¹H NMR (400 MHz, DMSO-*d*₆) δ = 11.42 (s, 2 H), 8.76 (d, *J* = 6.85 Hz, 1 H), 8.62 (br. s, 1 H), 7.89 (d, *J* = 7.34 Hz, 2 H), 7.63 (d, *J* = 7.82 Hz, 2 H), 7.25 - 7.32 (m, 1 H), 6.79 - 7.08 (m, 2 H), 4.20 - 4.30 (m, 1 H), 4.04 - 4.14 (m, 6 H), 3.65 (s, 4 H), 3.55 (t, *J* = 6.11 Hz, 3 H), 3.38 - 3.51 (m, 20 H), 3.09 - 3.22 (m, 8 H), 2.32 (t, *J* = 5.87 Hz, 2 H), 2.21 (d, *J* = 6.36 Hz,

2 H), 1.99 - 2.11 (m, 2 H), 1.91 (dd, $J = 6.60, 14.43$ Hz, 2 H), 1.40 (s, 9 H); MS (ES^+): $m/z = 1146.63$ [$M+H$] $^+$; LCMS: $t_R = 2.64$ min.

***tert*-Butyl (S)-33-amino-8,30-dioxo-6,6-bis((prop-2-yn-1-yloxy)methyl)-4,11,14,17,20,23,26-heptaoxa-7,29-diazatetracont-1-yn-34-oate (11):**

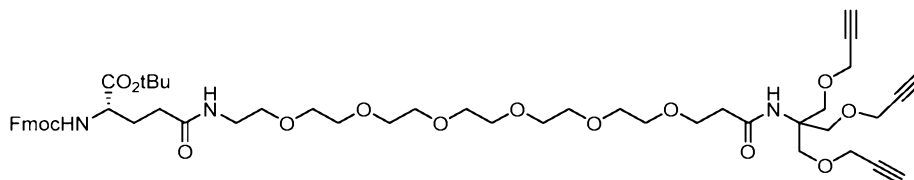


5

[00154] A solution of *tert*-butyl (S)-33-(((9*H*-fluoren-9-yl)methoxy)carbonyl)amino)-8,30-dioxo-6,6-bis((prop-2-yn-1-yloxy)methyl)-4,11,14,17,20,23,26-heptaoxa-7,29-diazatetracont-1-yn-34-oate (3.8 g, 3.885 mmol) in diethyl amine (50 mL) was stirred at room temperature under nitrogen atmosphere for 12 h. The reaction mixture was concentrated *in vacuo* resulting in the crude compound which was purified by flash column chromatography eluting with 0-15% methanol saturated with ammonia in DCM to afford 2.2 g, 75% yield, of the title compound as a colorless oil. 1H NMR (400 MHz, $CDCl_3$) $\delta = 4.15$ (d, $J = 2.45$ Hz, 6 H), 3.83 (s, 6 H), 3.70 - 3.75 (m, 3 H), 3.62 - 3.69 (m, 19 H), 3.59 (t, $J = 5.14$ Hz, 2 H), 3.48 - 3.50 (m, 2 H), 3.42 - 3.47 (m, 2 H), 2.80 (s, 6 H), 2.42 - 2.49 (m, 6 H), 1.49 (s, 9 H).

10

15 *tert*-Butyl (S)-33-(((9*H*-fluoren-9-yl)methoxy)carbonyl)amino)-8,30-dioxo-6,6-bis((prop-2-yn-1-yloxy)methyl)-4,11,14,17,20,23,26-heptaoxa-7,29-diazatetracont-1-yn-34-oate (10):

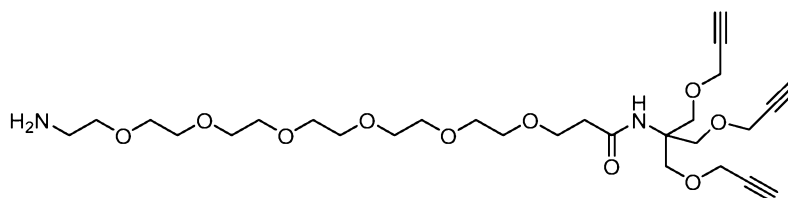


[00155] A solution of 1-amino-*N*-(1,3-bis(prop-2-yn-1-yloxy)-2-((prop-2-yn-1-yloxy)methyl)propan-2-yl)-3,6,9,12,15,18-hexaoxahenicosan-21-amide (1.71 g, 4.035 mmol) in DCM (50 mL) was charged with (*R*)-4-(((9*H*-fluoren-9-yl)methoxy)carbonyl)amino)-5-(*tert*-butoxy)-5-oxopentanoic acid (2.3 g, 4.035 mmol), HATU (2.3 g, 6.052 mmol) and DIPEA (1.4 mL, 8.070 mmol) and was stirred at room temperature for 16 h. The reaction mixture was diluted with water and extracted with ethyl acetate. The combined organic layers were dried

20

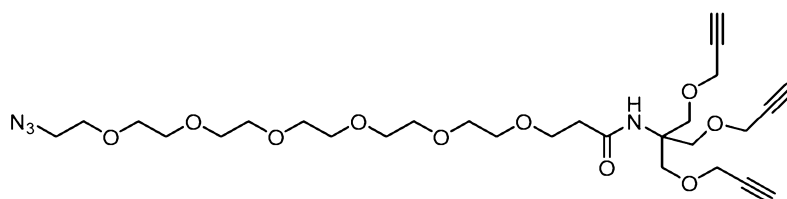
over anhydrous Na₂SO₄, filtered and concentrated *in vacuo* resulting in a crude compound which was purified by column chromatography on combiflash eluting with 0-5% methanol in DCM to afford 3.51 g, 89% yield, of the title compound as a yellow oil. ¹H NMR (400 MHz, CDCl₃) δ = 7.76 (d, *J* = 7.82 Hz, 2 H), 7.59 - 7.64 (m, 2 H), 7.37 - 7.43 (m, 2 H), 7.29 - 7.34 (m, 2 H), 6.44 (br. s, 1 H), 6.26 (br. s, 1 H), 5.74 (d, *J* = 7.82 Hz, 1 H), 4.39 (t, *J* = 7.09 Hz, 2 H), 4.23 (t, *J* = 6.85 Hz, 2 H), 4.14 (d, *J* = 1.96 Hz, 5 H), 3.83 (s, 4 H), 3.60 - 3.73 (m, 16 H), 3.56 (t, *J* = 4.89 Hz, 2 H), 3.39 - 3.48 (m, 2 H), 3.17 (q, *J* = 7.34 Hz, 1 H), 2.80 (s, 4 H), 2.41 - 2.46 (m, 4 H), 2.15 - 2.32 (m, 2 H), 1.90 - 2.04 (m, 1 H), 1.54 - 1.60 (m, 6 H), 1.47 (s, 9 H); MS (ES⁺): *m/z* = 978.58 [M+H]⁺; LCMS: *t_R* = 3.24 min.

10 **1-Amino-*N*-(1,3-bis(prop-2-yn-1-yloxy)-2-((prop-2-yn-1-yloxy)methyl)propan-2-yl)-3,6,9,12,15,18-hexaoxahenicosan-21-amide (8):**



[00156] A solution of 1-azido-*N*-(1,3-bis(prop-2-yn-1-yloxy)-2-((prop-2-yn-1-yloxy)methyl)propan-2-yl)-3,6,9,12,15,18-hexaoxahenicosan-21-amide (3.2 g, 5.369 mmol) in THF: H₂O (4:1, 62.5 mL) was charged with TPP (4.22 g, 16.11 mmol) and was stirred at room temperature for 14 h. The reaction mixture was concentrated *in vacuo* resulting in the crude compound which was purified by column chromatography on silica gel eluting with 0-10% methanol in DCM to afford 2.35g, 77% yield, of the title compound as light yellow oil. ¹H NMR (400 MHz, CDCl₃) δ = 6.37 (s, 1 H), 4.13 - 4.17 (m, 6 H), 3.84 (s, 6 H), 3.71 (t, *J* = 5.87 Hz, 2 H), 3.61 - 3.68 (m, 23 H), 3.48 - 3.53 (m, 2 H), 2.86 (t, *J* = 5.38 Hz, 2 H), 2.43 - 2.46 (m, 4 H).

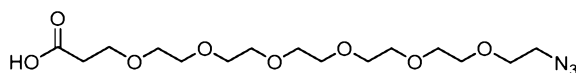
1-Azido-*N*-(1,3-bis(prop-2-yn-1-yloxy)-2-((prop-2-yn-1-yloxy)methyl)propan-2-yl)-3,6,9,12,15,18-hexaoxahenicosan-21-amide (7):



[00157] A solution of 1-azido-3,6,9,12,15,18-hexaoxahenicosan-21-oic acid (2.6 g, 6.860 mmol) in DCM (50 mL) was charged with oxalyl chloride (0.87 mL, 10.29 mmol) and catalytic DMF (3 drops) and stirred at room temperature for 1h. The reaction mixture was concentrated *in vacuo* resulting in the crude intermediate acid chloride which was used directly without isolation for further reaction. To the resulting solution at 0 °C was added DIPEA (4.7 mL, 27.44 mmol) and 1,3-bis(prop-2-yn-1-yloxy)-2-((prop-2-yn-1-yloxy)methyl)propan-2-amine (2.28 g, 6.860 mmol) and was stirred at room temperature for 2 h. The reaction mixture was diluted with water and extracted with ethyl acetate. The combined organic layers were dried over anhydrous Na₂SO₄, filtered and concentrated *in vacuo* to afford 3.6 g, 88% yield, of the title compound as a light yellow solid. ¹H NMR (400 MHz, CDCl₃) δ = 6.59 (s, 1 H), 4.13 - 4.19 (m, 6 H), 3.82 - 3.89 (m, 6 H), 3.61 - 3.71 (m, 25 H), 3.39 (t, *J* = 4.89 Hz, 2 H), 2.43 - 2.48 (m, 2 H), 1.47 - 1.52 (m, 2 H).

1-Azido-3,6,9,12,15,18-hexaoxahenicosan-21-oic acid (5):

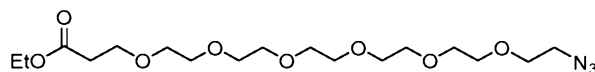
15



[00158] A solution of ethyl 1-azido-3,6,9,12,15,18-hexaoxahenicosan-21-oate (5 g, 12.27 mmol) in THF: H₂O (4:1, 40 mL) at 0 °C was charged with lithium hydroxide (1.47 g, 61.35 mmol) and stirred at room temperature for 2 h. The reaction mixture solvent was evaporated and the aqueous layer was washed with DCM. The separated aqueous layer was acidified with 2N HCl solution and extracted with 10% methanol in DCM. The combined organic layers were dried over anhydrous Na₂SO₄, filtered and concentrated *in vacuo* resulting in the crude compound which was purified by column chromatography on silica gel eluting with 1-10% methanol in DCM to afford 3.8 g, 80% yield, of the title compound as a colorless oil. ¹H NMR (400 MHz, CDCl₃) δ = 3.79 (t, *J* = 5.87 Hz, 2 H), 3.63 - 3.71 (m, 23 H), 3.40 (t, *J* = 4.89 Hz, 2 H), 2.61 (t, *J* = 5.87 Hz, 2 H).

20
25

Ethyl 1-azido-3,6,9,12,15,18-hexaoxahenicosan-21-oate (4):

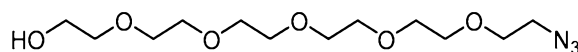


[00159] A solution of 17-azido-3,6,9,12,15-pentaoxaheptadecan-1-ol (10 g, 32.57 mmol) in THF (100 mL) at 0 °C was charged with sodium hydride (1.94 g, 48.85 mmol) over a period

30

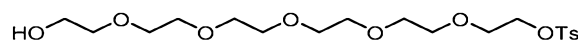
of 30 min. Followed by addition of ethyl 3-bromopropanoate (5 mL, 39.08 mmol) at the same temperature and stirred for 2 h. The reaction mixture was quenched with ammonium chloride solution and extracted with ethyl acetate. The combined organic layers were dried over anhydrous Na₂SO₄, filtered and concentrated *in vacuo* resulting in the crude compound which was purified by silica gel column chromatography eluting with 1-3% methanol in DCM to afford 5.2 g, 40% yield, of the title compound as a colorless oil. ¹H NMR (400 MHz, CDCl₃) δ = 4.11 - 4.19 (m, 2 H), 3.73 - 3.79 (m, 2 H), 3.60 - 3.70 (m, 21 H), 3.36 - 3.43 (m, 2 H), 2.56 - 2.62 (m, 2 H), 1.26 (t, *J* = 7.09 Hz, 3 H).

17-Azido-3,6,9,12,15-pentaoxaheptadecan-1-ol (3):

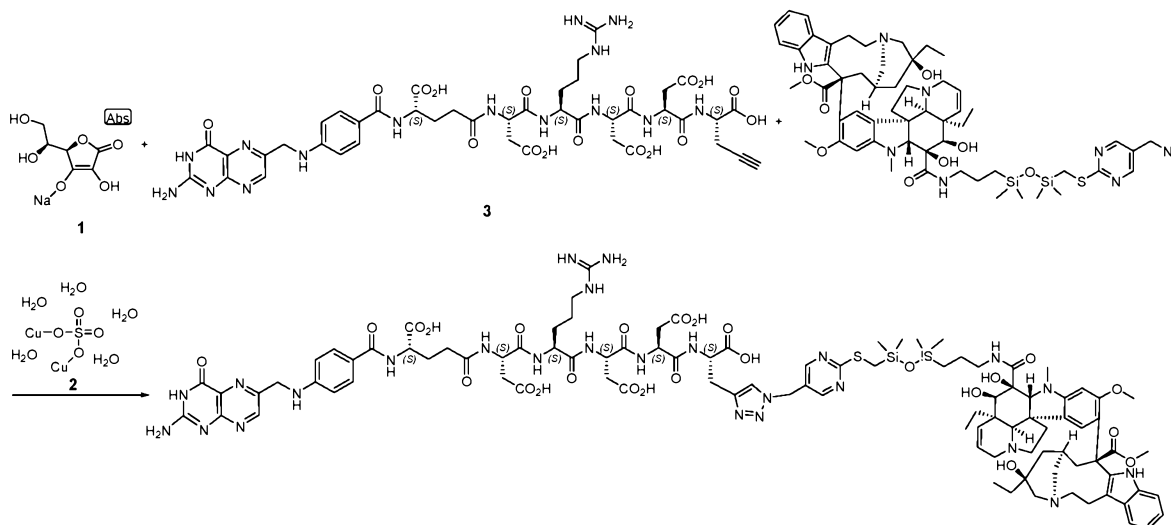


[00160] A solution of 17-hydroxy-3,6,9,12,15-pentaoxaheptadecyl 4-methylbenzenesulfonate (16 g, 36.69 mmol) in ethanol (200 mL) was charged with sodium azide (7.15g, 110.1 mmol) and heated at 80 °C for 8 h. The reaction mixture was cooled to room temperature and the solvent was evaporated upto dryness. The residue obtained was stirred in ethyl acetate, filtered and the filtrate was concentrated *in vacuo* resulting in 11.6 g of the crude compound as yellow oil. The crude compound was used in the next step without further purification. ¹H NMR (400 MHz, CDCl₃) δ = 3.59 - 3.77 (m, 23 H), 3.37 - 3.41 (m, 2 H).

17-Hydroxy-3,6,9,12,15-pentaoxaheptadecyl 4-methylbenzenesulfonate (2):

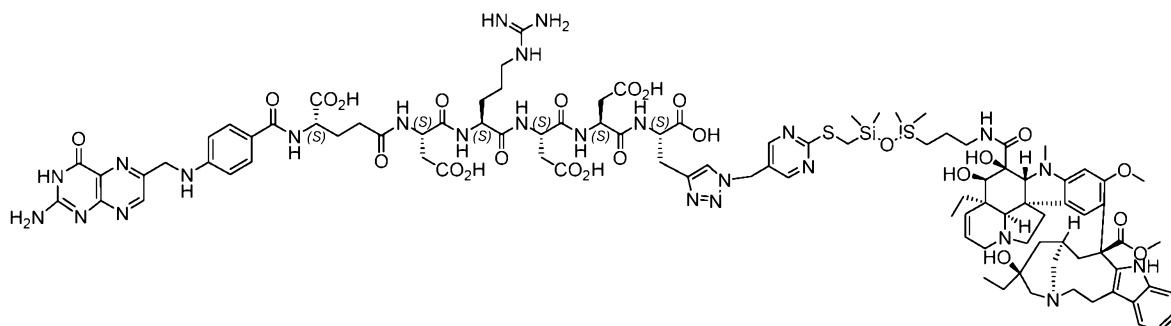


[00161] A solution of 3,6,9,12,15-pentaoxaheptadecane-1,17-diol (25 g, 88.59 mmol) in DCM (900 mL) at 0 °C was charged with silver oxide (30.5 g, 132.88 mmol), potassium iodide (2.94 g, 17.71 mmol) and tosyl chloride (18.51 g, 97.44 mmol) and stirred at 0 °C for 1 h. The reaction mixture was filtered, washed with DCM and the filtrate was concentrated *in vacuo* resulting in the crude compound which was purified by column chromatography on silica gel eluting with 1-3% methanol in DCM to afford 16 g, 41% yield of the title compound as a pale yellow oil. ¹H NMR (400 MHz, CDCl₃) δ = 7.80 (d, *J* = 7.83 Hz, 2 H), 7.34 (d, *J* = 7.83 Hz, 2 H), 4.14 - 4.18 (m, 2 H), 3.57 - 3.75 (m, 23 H), 2.45 (s, 3 H).

Example 28:

(2S,5S,8S,11S,14S,19S)-19-(4-(((2-amino-4-oxo-3,4-dihydropteridin-6-yl)methyl)

- 5 amino)benzamido)-5,8,14-tris(carboxymethyl)-2-((1-((2-(((3-(3-((3aR,3a1R,4R,5S,5aR,
10bR)-3a-ethyl-9-((3S,5S,7S,9S)-5-ethyl-5-hydroxy-9-(methoxycarbonyl)-2,4,5,6,7,8,9,10-
octahydro-1H-3,7-methano[1]azacycloundecino[5,4-b]indol-9-yl)-4,5-dihydroxy-8-
methoxy-6-methyl-3a,3a1,4,5,5a,6,11,12-octahydro-1H-indolizino[8,1-cd]carbazole-5-
carboxamido)propyl)-1,1,3,3-tetramethyldisiloxanyl)methyl)thio) pyrimidin-5-yl)methyl)-
10 1H-1,2,3-triazol-4-yl)methyl)-11-(3-guanidinopropyl)-4,7,10,13,16-pentaoxo-3,6,9,12,15-
pentaazaicosane-1,20-dioic acid:

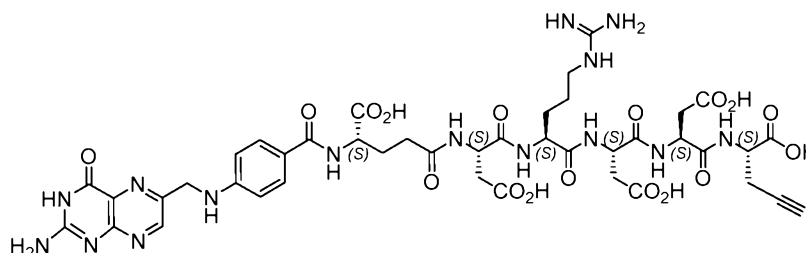


[00162] To an Eppendorf vial, DMSO (1 mL) was added to a mixture of

- 15 (2S,5S,8S,11S,14S,19S)-19-(4-(((2-amino-4-oxo-3,4-dihydropteridin-6-
yl)methyl)amino)benzamido)-5,8,14-tris(carboxymethyl)-11-(3-guanidinopropyl)-4,7,10,13,16-
pentaoxo-2-(prop-2-yn-1-yl)-3,6,9,12,15-pentaazaicosane-1,20-dioic acid (17.0 mg, 0.016
mmol) and (3R,5S,7R,9S)-methyl-9-((3aR,3a1R,4R,5S,5aR,10bR)-5-((3-(3-(((5-

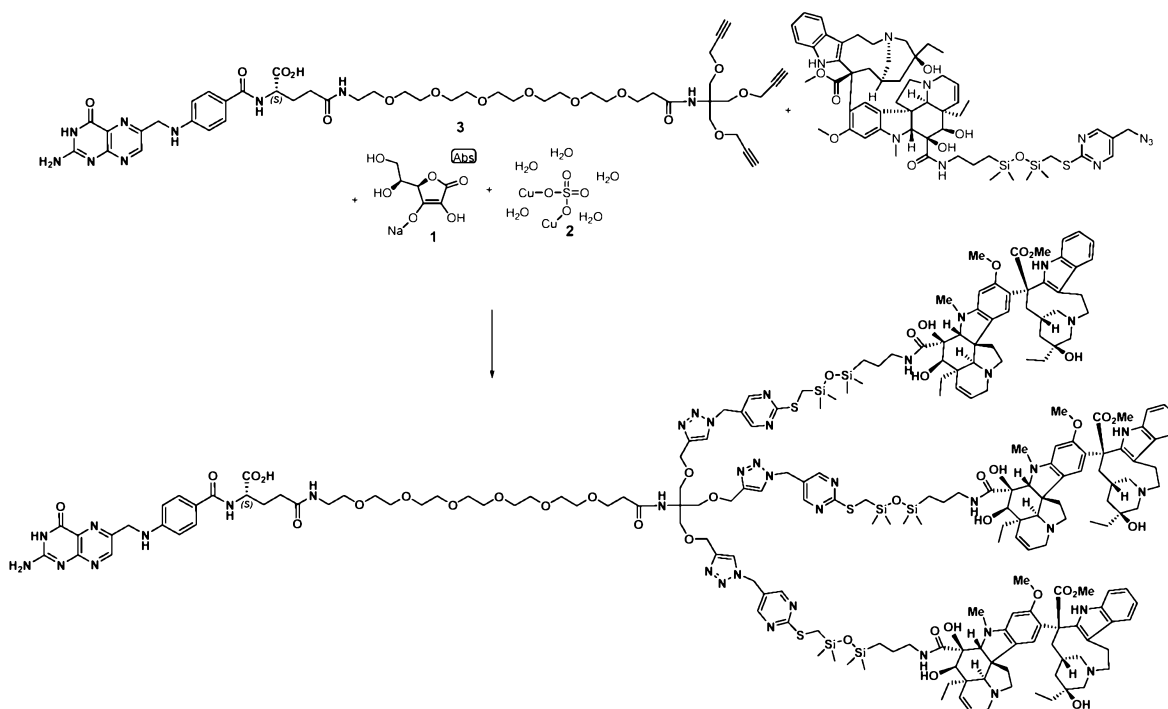
(azidomethyl)pyrimidin-2-yl)thio)methyl)-1,1,3,3-tetramethyldisiloxanyl)propyl)carbamoyl)-3a-ethyl-4,5-dihydroxy-8-methoxy-6-methyl-3a,3a1,4,5,5a,6,11,12-octahydro-1*H*-indolizino[8,1-cd]carbazol-9-yl)-5-ethyl-5-hydroxy-2,4,5,6,7,8,9,10-octahydro-1*H*-3,7-methano[1]azacycloundecino[5,4-b]indole-9-carboxylate (18.14 mg, 0.016 mmol) at rt. The vial was purged with nitrogen gas, capped, and sonicated for 5 min. Then a freshly prepared solution of sodium ascorbate (100 mM in water 32.8 μ L, 3.28 μ mol) was added, followed by the addition of a freshly prepared solution of copper sulfate pentahydrate (100 mM in water, 32.8 μ L, 3.28 μ mol). The whole was purged with nitrogen gas, capped, sonicated for 5 min, and agitated on a shaker at rt. After 1h, LCMS showed mainly product. The reaction was stopped. The whole was passed through an ISCO solid loading filter plug with an aid of a vacuum. For the residue, dissolved with \sim 0.5 mL of DMSO and passed through the same filter plug. The combined filtrate (2 mL) was purified by a reversed phase preparative HPLC [gradient 1] resulting in 10.3 mg, 29.3% yield of the title compound as a light yellow solid after lyophilizing. ^1H NMR (400 MHz, DMSO- d_6) δ ppm 8.52 - 8.70 (m, 4 H) 8.45 (br s, 1 H) 8.25 (br d, $J = 6.32$ Hz, 1 H) 8.17 (br s, 1 H) 7.98 (s, 1 H) 7.72 - 7.90 (m, 2 H) 7.63 (m, $J = 8.84$ Hz, 2 H) 7.54 (br s, 1 H) 7.35 - 7.43 (m, 1 H) 7.12 - 7.33 (m, 2 H) 6.85 - 7.11 (m, 6 H) 6.62 (m, $J = 8.84$ Hz, 2 H) 6.43 (s, 1 H) 6.20 (s, 1 H) 5.68 (br dd, $J = 10.36, 5.56$ Hz, 1 H) 5.48 - 5.61 (m, 3 H) 4.53 - 4.79 (m, 2 H) 4.42 - 4.53 (m, 3 H) 4.25 - 4.41 (m, 3 H) 4.16 (br d, $J = 5.31$ Hz, 2 H) 3.94 - 4.10 (m, 3 H) 3.89 (br s, 1 H) 3.74 - 3.85 (m, 3 H) 3.62 - 3.74 (m, 5 H) 3.51 - 3.62 (m, 7 H) 3.03 - 3.33 (m, 36 H) 2.93 (br s, 4 H) 2.64 - 2.78 (m, 7 H) 2.53 - 2.64 (m, 2 H) 2.21 - 2.47 (m, 10 H) 1.80 - 2.05 (m, 5 H) 1.39 - 1.65 (m, 7 H) 1.13 - 1.39 (m, 6 H) 0.64 - 0.86 (m, 7 H) 0.44 - 0.61 (m, 2 H) 0.16 (s, 6 H) -0.03 - 0.14 (m, 8 H), MS (ES $^+$): $m/z = [M+2]=1073.3$, $[M+3]/3=716.1$, $[M+4]/4=537.4$; LCMS: $t_R = 1.74$ min [polar_3min_0_1500].

(2*S*,5*S*,8*S*,11*S*,14*S*,19*S*)-19-(4-(((2-amino-4-oxo-3,4-dihydropteridin-6-yl)methyl)amino)benzamido)-5,8,14-tris(carboxymethyl)-11-(3-guanidinopropyl)-4,7,10,13,16-penta-oxo-2-(prop-2-yn-1-yl)-3,6,9,12,15-pentaazaicosanedioic acid (3):

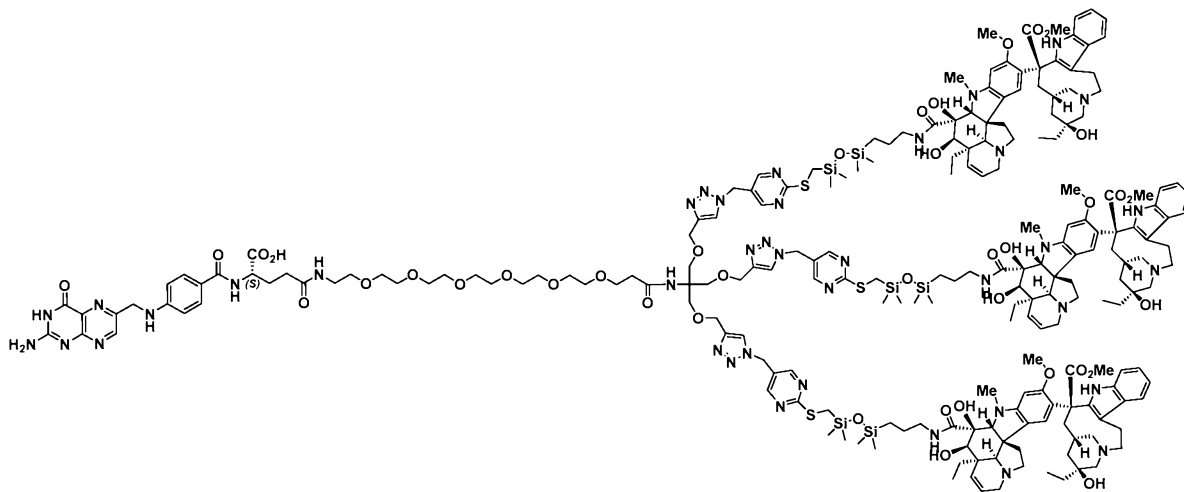


[00163] The title compound was prepared by a similar solid phase synthetic route using L-propargyl lysine as described in these publications: (1) Vlahov, Iontcho R., et al. "Design and regioselective synthesis of a new generation of targeted chemotherapeutics. Part I: EC145, a folic acid conjugate of desacetylvinblastine monohydrazide." *Bioorganic & medicinal chemistry letters* 16.19 (2006): 5093-5096. (2) Vlahov, Iontcho R., et al. "Design and regioselective synthesis of a new generation of targeted chemotherapeutics. Part II: Folic acid conjugates of tubulysins and their hydrazides." *Bioorganic & medicinal chemistry letters* 18.16 (2008): 4558-4561. ¹H NMR (400 MHz, DMSO-*d*₆) δ ppm 8.65 (s, 1 H) 8.25 (br d, *J* = 7.33 Hz, 1 H) 8.04 - 8.18 (m, 4 H) 7.95 (d, *J* = 7.58 Hz, 1 H) 7.82 (br d, *J* = 7.83 Hz, 1 H) 7.67 (d, *J* = 8.84 Hz, 2 H) 7.35 (br s, 1 H) 6.96 (br s, 3 H) 6.65 (d, *J* = 8.84 Hz, 3 H) 4.45 - 4.66 (m, 6 H) 4.15 - 4.36 (m, 4 H) 3.04 (br d, *J* = 6.57 Hz, 4 H) 2.83 - 2.90 (m, 1 H) 2.65 - 2.80 (m, 4 H) 2.54 - 2.64 (m, 4 H) 2.31 (br t, *J* = 7.96 Hz, 3 H) 1.80 - 2.08 (m, 3 H) 1.63 - 1.78 (m, 2 H) 1.38 - 1.59 (m, 4 H). ¹⁹F NMR (400 MHz, DMSO-*d*₆) δ ppm -73.74. MS (ES⁺): *m/z* = 1038.3 [M+H]⁺, 520.0 [M+2H]⁺/2; LCMS: *t*_R = 1.19 min [polar_3min_1500].

15 **Example 29:**



(31S)-31-(4-(((2-Amino-4-oxo-3,4-dihydropteridin-6-yl)methyl)amino)benzamido)-1-(1-
 ((2-(((3-(3-((3aR,3a1R,4R,5S,5aR,10bR)-3a-ethyl-9-((5S,7S,9S)-5-ethyl-5-hydroxy-9-
 (methoxycarbonyl)-1,4,5,6,7,8,9,10-octahydro-2H-3,7-methano[1]azacycloundecino[5,4-
 b]indol-9-yl)-4,5-dihydroxy-8-methoxy-6-methyl-3a,3a1,4,5,5a,6,11,12-octahydro-1H-
 5 indolizino[8,1-cd]carbazole-5-carboxamido)propyl)-1,1,3,3-tetramethyldisiloxanyl)
 methyl)thio)pyrimidin-5-yl)methyl)-1H-1,2,3-triazol-4-yl)-4,4-bis(((1-((2-(((3-(3-
 ((3aR,3a1R,4R,5S,5aR,10bR)-3a-ethyl-9-((5S,7S,9S)-5-ethyl-5-hydroxy-9-
 (methoxycarbonyl)-1,4,5,6,7,8,9,10-octahydro-2H-3,7-methano[1]azacycloundecino[5,4-
 b]indol-9-yl)-4,5-dihydroxy-8-methoxy-6-methyl-3a,3a1,4,5,5a,6,11,12-octahydro-1H-
 10 indolizino[8,1-cd]carbazole-5-carboxamido)propyl)-1,1,3,3-
 tetramethyldisiloxanyl)methyl)thio)pyrimidin-5-yl)methyl)-1H-1,2,3-triazol-4-
 yl)methoxy)methyl)-6,28-dioxo-2,9,12,15,18,21,24-heptaoxa-5,27-diazadotriacontan-32-oic
 acid:



15

[00164] To an Eppendorf vial, DMF (87 μ L) was added to a mixture of (S)-33-(4-(((2-
 amino-4-oxo-3,4-dihydropteridin-6-yl)methyl)amino)benzamido)-8,30-dioxo-6,6-bis((prop-2-
 yn-1-yloxy)methyl)-4,11,14,17,20,23,26-heptaoxa-7,29-diazatetracontan-1-yn-34-oic acid
 (6.50 mg, 6.54 μ mol) and (3R,5S,7R,9S)-methyl 9-((3aR,3a1R,4R,5S,5aR,10bR)-5-(((3-(3-(((5-
 20 (azidomethyl)pyrimidin-2-yl)thio)methyl)-1,1,3,3-tetramethyldisiloxanyl)propyl)carbamoyl)-
 3a-ethyl-4,5-dihydroxy-8-methoxy-6-methyl-3a,3a1,4,5,5a,6,11,12-octahydro-1H-
 indolizino[8,1-cd]carbazol-9-yl)-5-ethyl-5-hydroxy-2,4,5,6,7,8,9,10-octahydro-1H-3,7-
 methano[1]azacycloundecino[5,4-b]indole-9-carboxylate (25.3 mg, 0.023 mmol). More DMF
 (87 μ L) to dissolve both reactants. The whole was purged with nitrogen gas, capped, and

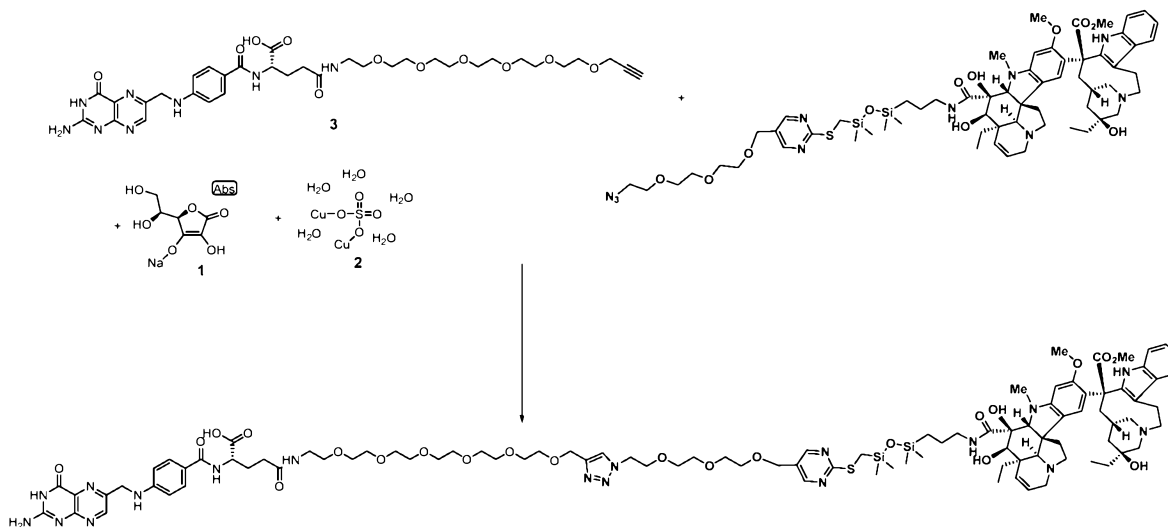
sonicated for 5 min. Then a freshly prepared solution of sodium ascorbate (100 mM in water, 26.2 μ L, 2.62 μ mol) followed by the addition of a freshly prepared solution of copper sulfate pentahydrate (100 mM in water, 13.08 μ L, 1.308 μ mol). The whole was purged with nitrogen gas, capped, sonicated for 5 min, and agitated on a shaker at rt for 1.5h. The reaction was

5 incomplete therefore additional sodium ascorbate (100 mM in water, 4.02 μ L, 0.402 μ mol) and copper sulfate pentahydrate (100 mM in water, 2.012 μ L, 0.201 μ mol) were added to the reaction mixture and agitated on a shaker for 1h. The whole was diluted with 1 mL DMSO and passed through an ISCO solid loading filter plug with an aid of a vacuum. The residue was dissolved with ~0.3 mL of DMSO and passed through the same filter plug and the combined

10 filtrate (1~2 mL) was purified by a reversed phase preparative HPLC [gradient 2] resulting in 1.94 mg, 6.87% yield of the title compound as a light yellow solid. ^1H NMR (400 MHz, DMSO- d_6) δ ppm 9.33 (s, 2 H) 8.61 - 8.71 (m, 7 H) 8.52 (br s, 2 H) 8.16 (s, 3 H) 7.97 (br s, 1 H) 7.77 (s, 3 H) 7.57 (br s, 2 H) 7.36 (br d, $J = 7.58$ Hz, 3 H) 7.26 (br d, $J = 7.83$ Hz, 3 H) 6.84 - 7.04 (m, 7 H) 6.63 (d, $J = 8.59$ Hz, 1 H) 6.53 - 6.71 (m, 1 H) 6.56 (s, 1 H) 6.44 (s, 2 H) 6.19

15 (s, 2 H) 5.50 - 5.80 (m, 11 H) 4.40 - 4.52 (m, 8 H) 3.91 - 4.11 (m, 11 H) 3.82 (br d, $J = 5.81$ Hz, 2 H) 3.71 (s, 15 H) 3.38 - 3.62 (m, 61 H) 2.96 - 3.22 (m, 21 H) 2.88 (br d, $J = 10.61$ Hz, 4 H) 2.59 - 2.77 (m, 17 H) 2.22 - 2.41 (m, 11 H) 1.86 - 2.14 (m, 7 H) 1.39 - 1.64 (m, 12 H) 1.10 - 1.37 (m, 28 H) 0.67 - 0.90 (m, 21 H) 0.63 (br s, 3 H) 0.42 - 0.54 (m, 6 H) 0.15 (s, 18 H) -0.02 - 0.08 (m, 21 H), MS (ES $^+$): $m/z = [M+3]/3=1439.3$, $[M+4]/4=1080.4$, $[M+5]/5=864.4$,

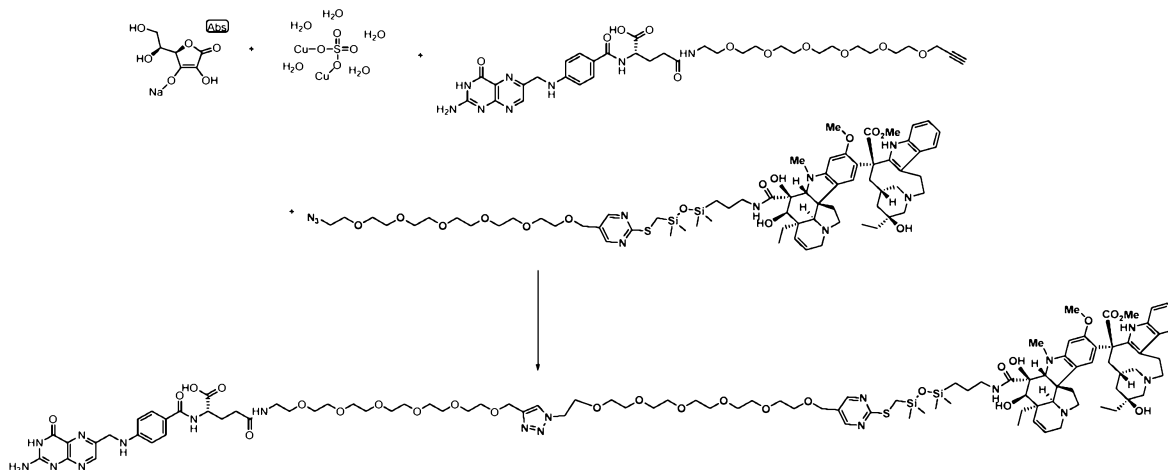
20 $[M+6]/6=720.5$; LCMS: $t_R = 1.52$ min [polar_3min_0_1500].

Example 30:

- 5 (24*S*)-24-(4-(((2-Amino-4-oxo-3,4-dihydropteridin-6-yl)methyl)amino)benzamido)-1-(1-(2-
 (2-(2-(((3-(3-((3*aR*,3*a1R*,4*R*,5*S*,5*aR*,10*bR*)-3*a*-ethyl-9-((5*S*,7*S*,9*S*)-5-ethyl-5-hydroxy-9-
 (methoxycarbonyl)-2,4,5,6,7,8,9,10-octahydro-1*H*-3,7-methano[1] azacycloundecino[5,4-
 b]indol-9-yl)-4,5-dihydroxy-8-methoxy-6-methyl-3*a*,3*a1*,4,5,5*a*, 6,11,12-octahydro-1*H*-
 indolizino[8,1-*cd*]carbazole-5-carboxamido)propyl)-1,1,3,3-tetramethyldisiloxanyl)
 10 methyl)thio)pyrimidin-5-yl)methoxy)ethoxy)ethoxy)ethyl)-1*H*-1,2,3-triazol-4-yl)-21-oxo-
 2,5,8,11,14,17-hexaoxa-20-azapentacosan-25-oic acid

- [00165] Using similar procedure as above, the title compound was synthesized using,
 DMF (26 μ L), (S)-26-(4-(((2-amino-4-oxo-3,4-dihydropteridin-6-
 15 yl)methyl)amino)benzamido)-23-oxo-4,7,10,13,16,19-hexaoxa-22-azaheptacos-1-yn-27-oic
 acid (2 mg, 2.69 μ mol), (5*S*,7*S*,9*S*)-methyl9-((3*aR*,3*a1R*,4*R*,5*S*,5*aR*,10*bR*)-5-(((3-(3-(((5-((2-(2-
 (2-azidoethoxy)ethoxy)ethoxy)methyl)pyrimidin-2-yl)thio)methyl)-1,1,3,3-
 tetramethyldisiloxanyl)propyl)carbamoyl)-3*a*-ethyl-4,5-dihydroxy-8-methoxy-6-methyl-
 3*a*,3*a1*,4,5,5*a*,6,11,12-octahydro-1*H*-indolizino[8,1-*cd*]carbazol-9-yl)-5-ethyl-5-hydroxy-
 20 2,4,5,6,7,8,9,10-octahydro-1*H*-3,7-methano[1]azacycloundecino[5,4-*b*]indole-9-carboxylate
 (5.01 mg, 4.04 μ mol), sodium ascorbate (freshly prepared 100 mM in water, 5.39 μ l, 0.539
 μ mol), water (13.46 μ L), copper sulfate pentahydrate (freshly prepared 100 mM in water, 2.69
 μ l, 0.269 μ mol), and water (13.46 μ L). The sample was purified by reverse phase HPLC

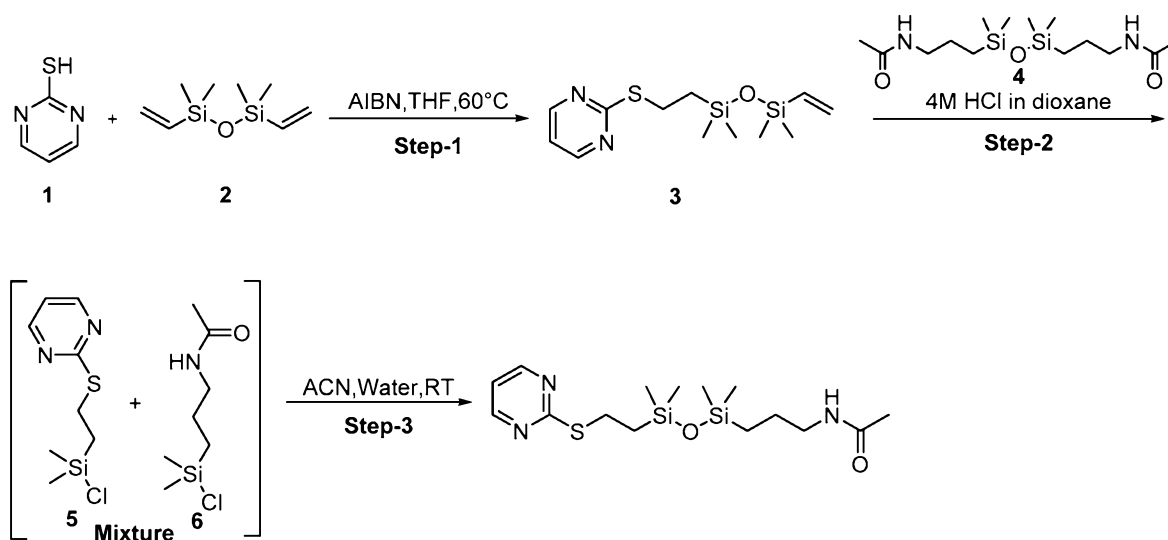
[gradient 1] resulting in 1.29 mg, 24.2 % yield of the title compound as a light yellow solid after lyophilization. LCMS using acidic mobile phase and method polar_3min_0_1500 (0.8 mL/min flow) showed 98.0% pure (retention time=1.56 min) and confirmed title compound. ¹H NMR (400 MHz, DMSO-*d*₆) δ ppm 9.33 (s, 1 H) 8.47 - 8.73 (m, 4 H) 8.04 (s, 1 H) 7.95 (br s, 1 H) 7.78 (s, 1 H) 7.59 (br d, *J* = 8.08 Hz, 2 H) 7.37 (d, *J* = 7.83 Hz, 1 H) 7.26 (d, *J* = 8.34 Hz, 1 H) 6.86 - 7.08 (m, 4 H) 6.56 - 6.73 (m, 3 H) 6.44 (s, 1 H) 6.19 (s, 1 H) 5.50 - 5.78 (m, 2 H) 4.39 - 4.58 (m, 9 H) 3.67 - 4.03 (m, 13 H) 3.42 - 3.62 (m, 30 H) 2.99 - 3.19 (m, 1 H) 2.94 - 3.22 (m, 6 H) 2.89 (br d, *J* = 10.61 Hz, 1 H) 2.58 - 2.79 (m, 6 H) 2.28 - 2.42 (m, 4 H) 1.77 - 2.20 (m, 5 H) 1.07 - 1.66 (m, 10 H) 0.58 - 0.89 (m, 7 H) 0.52 (br d, *J* = 7.58 Hz, 2 H) 0.17 (s, 6 H) 0.06 (s, 8 H), MS (ES⁺): *m/z* = . [M+2]/2=992.2, [M+3]/3=661.8; LCMS: *t*_R = 1.52 min [polar_3min_0_1500].

Example 31:

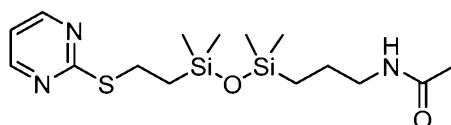
15 (24S)-24-(4-(((2-Amino-4-oxo-3,4-dihydropteridin-6-yl)methyl)amino)benzamido)-1-(1-(1-(2-(((3-(3-(((3aR,3a1R,4R,5S,5aR,10bR)-3a-ethyl-9-((5S,7S,9S)-5-ethyl-5-hydroxy-9-(methoxycarbonyl)-2,4,5,6,7,8,9,10-octahydro-1H-3,7-methano[1]azacycloundecino[5,4-b]indol-9-yl)-4,5-dihydroxy-8-methoxy-6-methyl-3a,3a1,4,5,5a,6,11,12-octahydro-1H-indolizino[8,1-cd]carbazole-5-carboxamido)propyl)-1,1,3,3-tetramethyldisiloxanyl)

20 methyl)thio)pyrimidin-5-yl)-2,5,8,11,14,17-hexaoxonadecan-19-yl)-1H-1,2,3-triazol-4-yl)-21-oxo-2,5,8,11,14,17-hexaoxa-20-azapentacosan-25-oic acid:

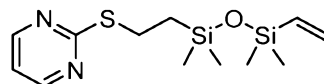
[00166] To an Eppendorf vial, DMSO (359 μ L) was added into a mixture of (S)-26-(4-(((2-amino-4-oxo-3,4-dihydropteridin-6-yl)methyl)amino)benzamido)-23-oxo-4,7,10,13,16,19-hexaoxa-22-azaheptacos-1-yn-27-oic acid (12.0 mg, 0.016 mmol) and (5S,7S,9S)-methyl 9-(((3aR,3a1R,4R,5S,5aR,10bR)-5-(((3-(3-(((5-(19-azido-2,5,8,11,14,17-hexaoxonadecyl)pyrimidin-2-yl)thio)methyl)-1,1,3,3-tetramethylidisiloxanyl) propyl) carbamoyl)-3a-ethyl-4,5-dihydroxy-8-methoxy-6-methyl-3a,3a1,4,5,5a,6,11,12-octahydro-1H-indolizino[8,1-cd]carbazol-9-yl)-5-ethyl-5-hydroxy-2,4,5,6,7,8,9,10-octahydro-1H-3,7-methano[1]azacycloundecino[5,4-b]indole-9-carboxylate (22.2 mg, 0.016 mmol). The whole was purged with nitrogen gas, capped, and sonicated for 5 min. Then a freshly prepared solution of sodium ascorbate (100 mM in water, 32.3 μ L, 3.23 μ mol) followed by a freshly prepared solution of addition of copper sulfate pentahydrate (100 mM in water, 16.2 μ L, 1.62 μ mol). A dark brown homogenous solution was formed. The whole was purged with nitrogen gas, capped, sonicated for 5 min, and agitated on a shaker at rt. After 1h, more sodium ascorbate (100 mM in water, 32.3 μ L, 3.23 μ mol) and copper sulfate pentahydrate (100 mM in water, 16.2 μ L, 1.62 μ mol) were added. After 1h, the reaction was stopped. The whole was diluted with 2.5 mL DMSO and passed through an ISCO solid loading filter plug with an aid of a vacuum and the residue was dissolved with ~0.3 mL of DMSO and passed through the same filter plug. The combined filtrate (3 mL) was purified by a reversed phase preparative HPLC [gradient 1] resulting in 9.55 mg, 28.0 % yield, of the title compound as a light yellow solid after lyophilization. ^1H NMR (400 MHz, DMSO- d_6) δ ppm 8.64 (s, 1 H) 8.58 (s, 2 H) 8.04 (s, 1 H) 7.64 (br d, J = 8.34 Hz, 1 H) 7.37 (d, J = 8.08 Hz, 1 H) 7.26 (d, J = 7.83 Hz, 1 H) 6.87 - 7.03 (m, 4 H) 6.64 (br d, J = 8.59 Hz, 2 H) 5.66 - 5.71 (m, 1 H) 4.44 - 4.52 (m, 8 H) 3.89 - 4.09 (m, 3 H) 3.69 - 3.84 (m, 8 H) 3.65 (br d, J = 9.09 Hz, 1 H) 3.42 - 3.56 (m, 49 H) 3.01 - 3.26 (m, 6 H) 2.90 (br d, J = 17.18 Hz, 2 H) 2.61 - 2.78 (m, 6 H) 2.30 - 2.46 (m, 4 H) 2.17 (br s, 2 H) 1.85 - 2.07 (m, 4 H) 1.54 - 1.63 (m, 2 H) 1.48 (br dd, J = 15.66, 7.83 Hz, 2 H) 1.21 - 1.35 (m, 2 H) 1.13 - 1.21 (m, 3 H) 0.70 - 0.84 (m, 6 H) 0.64 (br s, 1 H) 0.46 - 0.54 (m, 2 H) 0.17 (s, 6 H) 0.06 (s, 7 H), MS (ES^+): m/z = $[\text{M}+2]/2=1058.1$, $[\text{M}+3]/3=705.8$; LCMS: t_{R} = 1.57 min [polar_3min_0_1500].

Example 32:

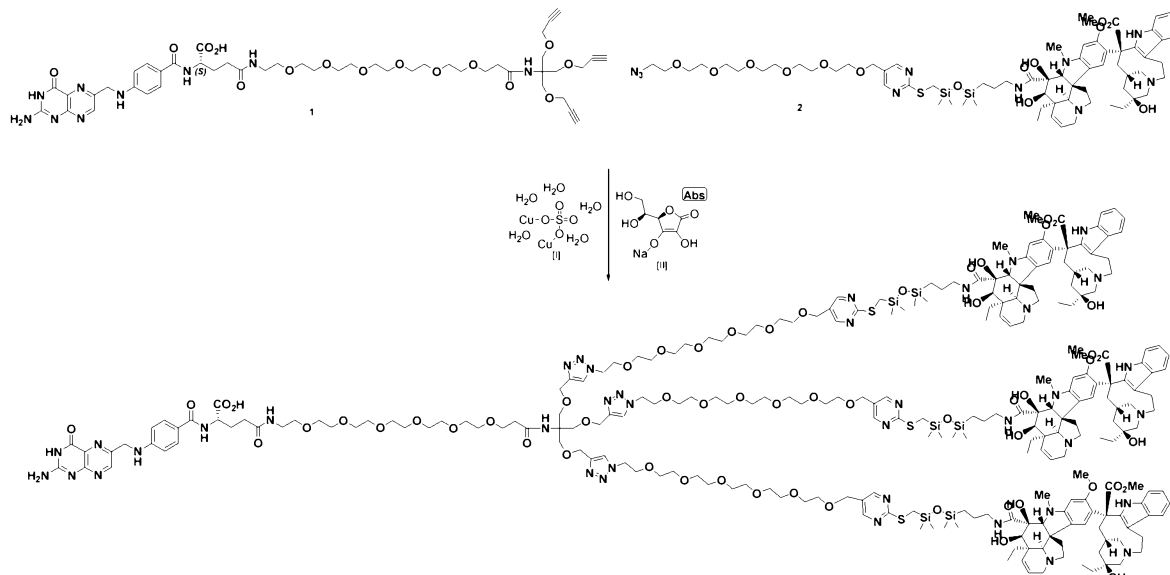
- 5 ***N*-(3-(1,1,3,3-Tetramethyl-3-(2-(pyrimidin-2-ylthio)ethyl)disiloxanyl)propyl)acetamide**
[Example 33]:



- [00167] A solution of mixture of 2-((2-(1,1,3,3-tetramethyl-3-
 10 tetramethyldisiloxanyl)ethyl)thio)pyrimidine (500 mg, 1.677 mmol) and *N,N'*-((1,1,3,3-
 HCl in dioxane (25 mL) was stirred at room temperature for 1 h. The reaction mixture was
 concentrated *in vacuo* resulting in the crude intermediate **5** and **6**. The mixture of intermediate
5 and **6** was dissolved in acetonitrile (20 mL) and followed by addition of water (0.12 mL,
 6.711 mmol) and DIPEA (1.85 mL, 10.06 mmol) and stirred at room temperature for 1 h. The
 15 reaction mixture was concentrated *in vacuo* resulting in the crude compound which was
 purified by Combi Flash chromatography on silica gel eluting with 0-10% methanol in DCM to
 afford 510 mg, 41% yield, of the title compound as a light yellow oil. $^1\text{H NMR}$ (400 MHz,
 DMSO- d_6) δ = 8.55 (d, J = 4.89 Hz, 2 H), 7.72 (br. s, 1 H), 7.09 - 7.15 (m, 1 H), 3.04 - 3.11 (m,
 2 H), 2.88 - 2.96 (m, 2 H), 1.72 (s, 3 H), 1.27 - 1.38 (m, 2 H), 0.89 - 0.97 (m, 2 H), 0.39 - 0.46
 20 (m, 2 H), 0.05 (s, 6 H), 0.00 (s, 6 H); MS (ES $^+$): m/z = 372.10 [M+H] $^+$; LCMS: t_R = 3.20 min.

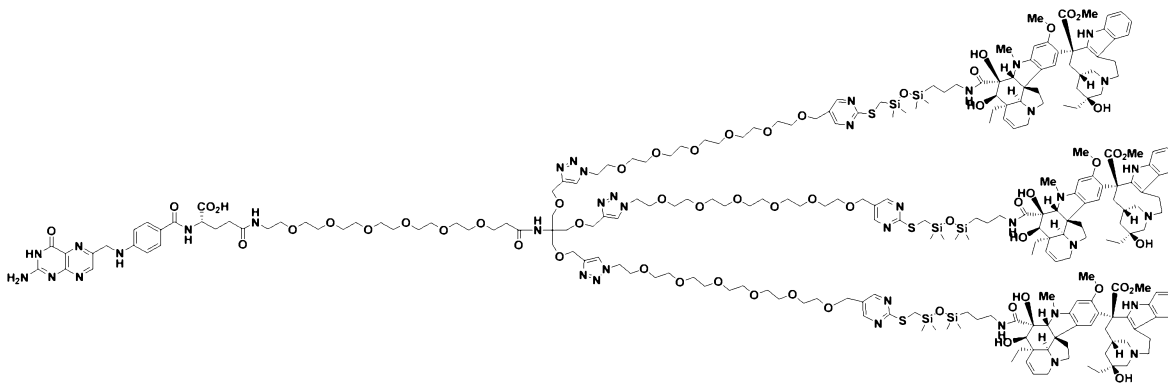
2-((2-(1,1,3,3-Tetramethyl-3-vinylidisiloxanyl)ethyl)thio)pyrimidine (3):

[00168] A solution of pyrimidine-2-thiol (1 g, 8.928 mmol) and 1,1,3,3-tetramethyl-1,3-
5 divinylidisiloxane (3.32 g, 17.85 mmol) in THF (50 mL) was added AIBN (146 mg, 0.892
mmol) and silica (100 mg, 10% w/w) at room temperature. The resulting solution was heated
to reflux at 60 °C for 4 h. The reaction mixture was concentrated *in vacuo* resulting in the
crude compound which was purified by Combi Flash chromatography on silica gel eluting with
0-100% ethyl acetate in *n*-hexane to afford 1 g, 40% yield, of the title compound as a colorless
10 oil. MS (ES⁺): $m/z = 299.05 [M+H]^+$; LCMS: $t_R = 3.71, 3.87$ and 3.97 min.

Example 34

15 **(31S)-31-(4-(((2-amino-4-oxo-3,4-dihydropteridin-6-yl)methyl)amino)benzamido)-1-(1-(1-**
(2-(((3-(3-(((3aR,3a1R,4R,5S,5aR,10bR)-3a-ethyl-9-((5S,7S,9S)-5-ethyl-5-hydroxy-9-
(methoxycarbonyl)-1,4,5,6,7,8,9,10-octahydro-2H-3,7-methano[1]azacycloundecino[5,4-
b]indol-9-yl)-4,5-dihydroxy-8-methoxy-6-methyl-3a,3a1,4,5,5a,6,11,12-octahydro-1H-
indolizino[8,1-cd]carbazole-5-carboxamido)propyl)-1,1,3,3-
20 **tetramethylidisiloxaneyl)methyl)thio)pyrimidin-5-yl)-2,5,8,11,14,17-hexaoxonadecan-**
19-yl)-1H-1,2,3-triazol-4-yl)-4,4-bis(((1-(1-(2-(((3-(3-(((3aR,3a1R,4R,5S,5aR,10bR)-3a-ethyl-

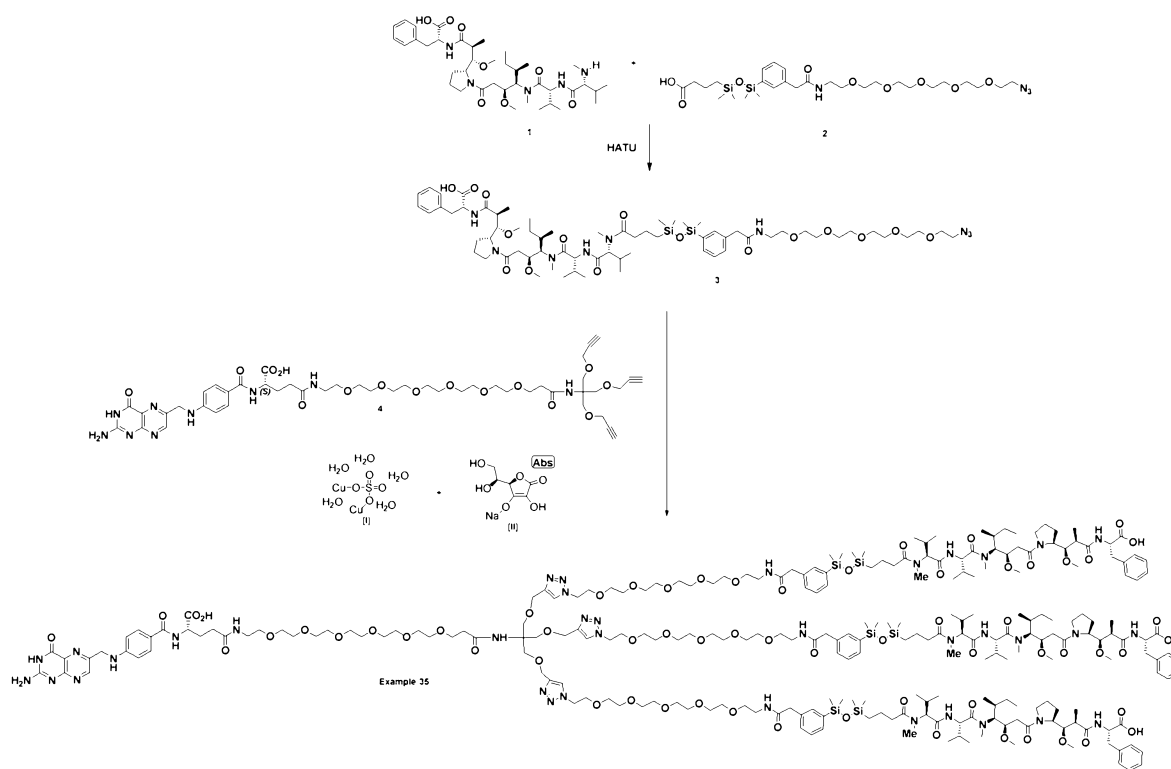
9-((*5S,7S,9S*)-5-ethyl-5-hydroxy-9-(methoxycarbonyl)-1,4,5,6,7,8,9,10-octahydro-2*H*-3,7-methano[1]azacycloundecino[5,4-*b*]indol-9-yl)-4,5-dihydroxy-8-methoxy-6-methyl-3*a*,3*a*1,4,5,5*a*,6,11,12-octahydro-1*H*-indolizino[8,1-*cd*]carbazole-5-carboxamido)propyl)-1,1,3,3-tetramethyldisiloxaneyl)methyl)thio)pyrimidin-5-yl)-2,5,8,11,14,17-hexaoxonadecan-19-yl)-1*H*-1,2,3-triazol-4-yl)methoxy)methyl)-6,28-dioxo-2,9,12,15,18,21,24-heptaoxa-5,27-diazadotriacontan-32-oic acid [Example 34]:



[00169] A solution of (*S*)-33-(4-(((2-amino-4-oxo-3,4-dihydropteridin-6-yl)methyl)amino)benzamido)-8,30-dioxo-6,6-bis((prop-2-yn-1-yloxy)methyl)-4,11,14,17,20,23,26-heptaoxa-7,29-diazatetratriacont-1-yn-34-oic acid (35 mg, 0.035 mmol) and (*3S,5S,7S,9S*)-methyl 9-((3*aR*,3*a*1*R*,4*R*,5*S*,5*aR*,10*bR*)-5-((3-(3-(((5-(19-azido-2,5,8,11,14,17-hexaoxonadecyl) pyrimidin-2-yl)thio)methyl)-1,1,3,3-tetramethyldisiloxanyl)propyl)carbamoyl)-3*a*-ethyl-4,5-dihydroxy-8-methoxy-6-methyl-3*a*,3*a*1,4,5,5*a*,6,11,12-octahydro-1*H*-indolizino[8,1-*cd*]carbazol-9-yl)-5-ethyl-5-hydroxy-2,4,5,6,7,8,9,10-octahydro-1*H*-3,7-methano[1]azacycloundecino[5,4-*b*]indole-9-carboxylate (147 mg, 0.109 mmol) in DMSO (5.00 mL) was degassed by evacuating under vacuum and charged with N₂ gas then charged with a solution of sodium (*R*)-2-((*S*)-1,2-dihydroxyethyl)-4-hydroxy-5-oxo-2,5-dihydrofuran-3-olate (6.93 mg, 0.035 mmol) in water (0.300 mL) followed by the addition of copper (II) sulfate pentahydrate (6.58 mg, 0.021 mmol) in water (0.300 mL) and stirred at rt for 3h. The reaction was purified by reverse phase HPLC resulting in 78 mg, 43.5% yield of the title compound as a pale yellow solid. ¹H NMR (DMSO-*d*₆, 400MHz): δ (ppm) 9.33 (s, 2H), 8.63 (s, 1H), 8.57 (s, 5H), 8.51 (br s, 2H), 7.99 (s, 3H), 7.91-7.97 (m, 1H), 7.77 (br t, *J* = 5.8 Hz, 3H), 7.59 (br d, *J* = 8.1 Hz, 2H), 7.36 (br d, *J* = 7.8 Hz, 3H), 7.26 (d, *J* = 8.1 Hz, 2H), 6.87-7.04 (m, 8H), 6.64 (br d, *J* = 8.6 Hz, 2H), 6.44 (s, 2H), 6.19 (s, 2H), 5.55-5.61 (m, 1H),

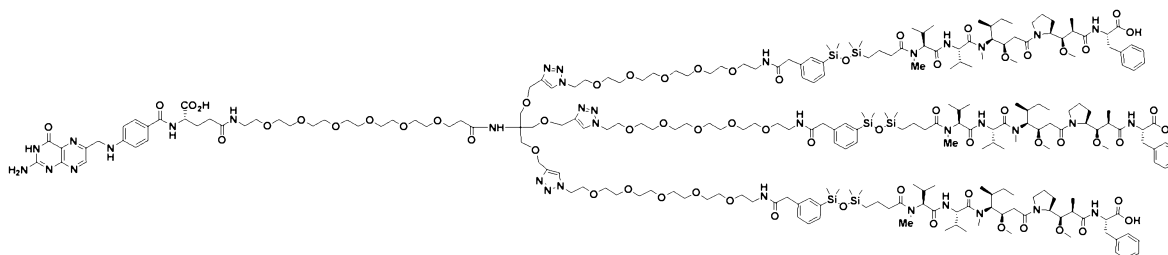
5.54-5.71 (m, 4H), 4.41-4.54 (m, 20H), 4.00-4.10 (m, 4H), 3.96 (s, 3H), 3.93 (d, $J = 6.1$ Hz, 3H), 3.77-3.85 (m, 10H), 3.71 (s, 12H), 3.63 (br s, 8H), 3.41-3.57 (m, 95H), 3.00-3.23 (m, 21H), 2.84-2.93 (m, 4H), 2.61-2.76 (m, 22H), 2.39 (s, 6H), 2.27-2.36 (m, 6H), 1.85-2.17 (m, 10H), 1.57 (td, $J = 13.5, 7.6$ Hz, 6H), 1.41-1.51 (m, 6H), 1.11-1.36 (m, 15H), 0.69-0.85 (m, 17H), 0.63 (br s, 3H), 0.44-0.54 (m, 6H), 0.16 (s, 18H), 0.03-0.09 (m, 20H); MS (ES⁺): $m/z = 1371.43, 1372.17, 1373.50$ [M+H]⁺; LCMS: $t_R = 1.95$ min [polar_3min_1500].

Example 35:



10

Example 35: Folate-PEG-Adaptor-PhenylSiLinker-TripleAuristatin



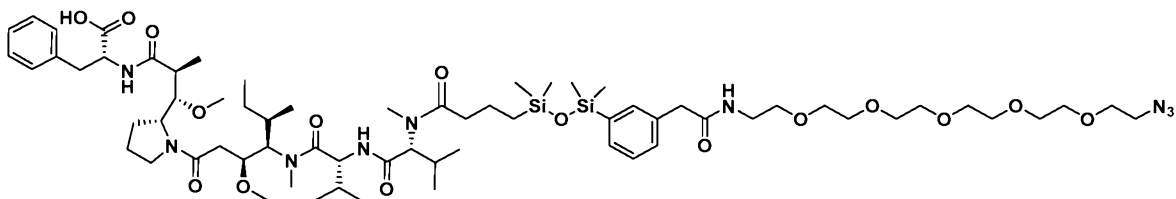
[00170] A solution of (S)-33-(4-(((2-amino-4-oxo-3,4-dihydropteridin-6-yl)methyl)amino)benzamido)-8,30-dioxo-6,6-bis((prop-2-yn-1-yloxy)methyl)-4,11,14,17,20,23,26-hepta-7,29-diazatetracont-1-yn-34-oic acid (12 mg, 0.012 mmol) in DMSO (5.00 mL) was degassed by evacuating under vacuum and charged with N₂ gas then

5 charged with a solution of sodium (R)-2-(((S)-1,2-dihydroxyethyl)-4-hydroxy-5-oxo-2,5-dihydrofuran-3-olate (2.391 mg, 0.012 mmol) in Water (0.187 mL) followed by the addition of copper (II) sulfate pentahydrate (2.269 mg, 7.24 μmol) in Water (0.187 mL) and stirred at rt for 3h. The reaction was purified by reverse phase HPLC resulting in the title compound as a pale yellow solid. ¹H NMR (DMSO-d₆, 400MHz): δ (ppm) 9.33 (s, 2H), 8.63 (s, 1H), 8.57 (s,

10 5H), 8.51 (br s, 2H), 7.99 (s, 3H), 7.91-7.97 (m, 1H), 7.77 (br t, *J* = 5.8 Hz, 3H), 7.59 (br d, *J* = 8.1 Hz, 2H), 7.36 (br d, *J* = 7.8 Hz, 3H), 7.26 (d, *J* = 8.1 Hz, 2H), 6.87-7.04 (m, 8H), 6.64 (br d, *J* = 8.6 Hz, 2H), 6.44 (s, 2H), 6.19 (s, 2H), 5.55-5.61 (m, 1H), 5.54-5.71 (m, 4H), 4.41-4.54 (m, 20H), 4.00-4.10 (m, 4H), 3.96 (s, 3H), 3.93 (d, *J* = 6.1 Hz, 3H), 3.77-3.85 (m, 10H), 3.71 (s,

15 12H), 3.63 (br s, 8H), 3.41-3.57 (m, 95H), 3.00-3.23 (m, 21H), 2.84-2.93 (m, 4H), 2.61-2.76 (m, 22H), 2.39 (s, 6H), 2.27-2.36 (m, 6H), 1.85-2.17 (m, 10H), 1.57 (td, *J* = 13.5, 7.6 Hz, 6H), 1.41-1.51 (m, 6H), 1.11-1.36 (m, 15H), 0.69-0.85 (m, 17H), 0.63 (br s, 3H), 0.44-0.54 (m, 6H), 0.16 (s, 18H), 0.03-0.09 (m, 20H); MS (ES⁺): *m/z* = 1689.32 [M+H/3]⁺; LCMS: *t_R* = 2.62 min [nonpolar_3min]; HPLC: Waters BEH,C18, column, 1.7μM, 2.1mmX100mm: *t_R* = 9.00 min, [PREP2_AmmBicarb_pH7.4_Method2]

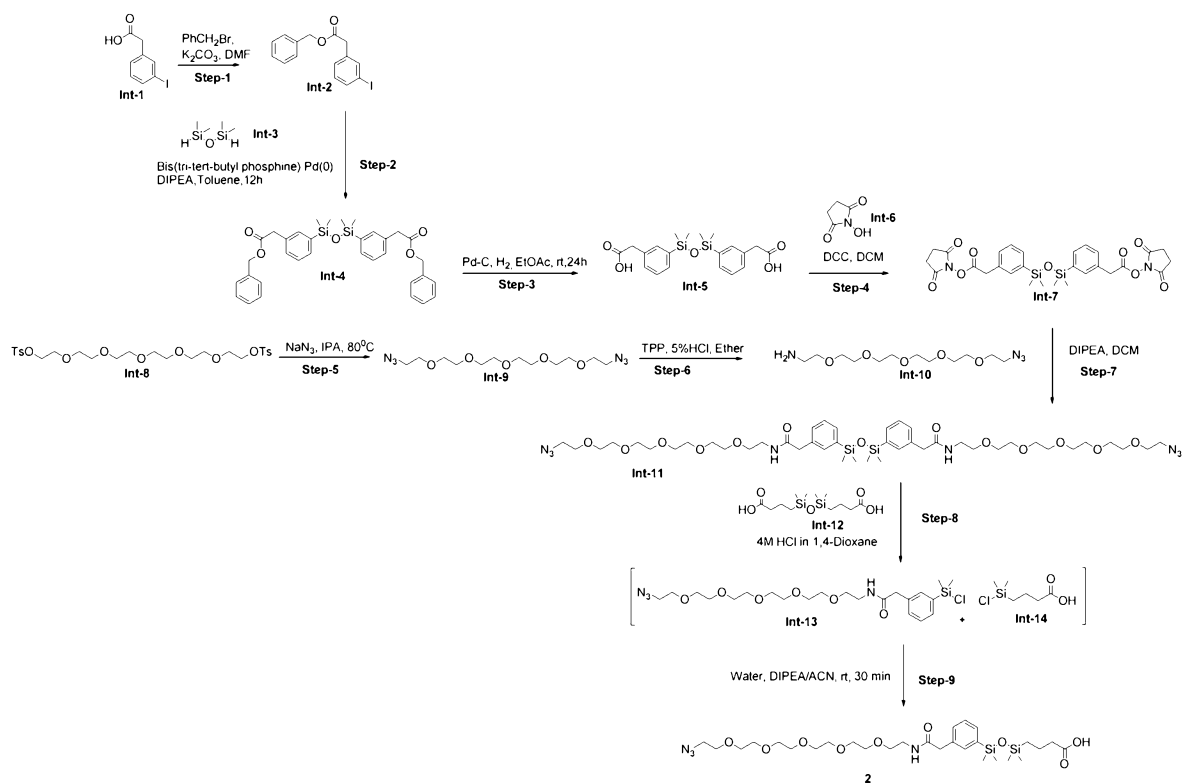
20 **((2*S*,3*S*)-3-((*R*)-1-((3*S*,4*R*,5*R*)-4-((*R*)-2-((*R*)-2-(4-(3-(3-(20-azido-2-oxo-6,9,12,15,18-pentaoxa-3-azaicosyl)phenyl)-1,1,3,3-tetramethyldisiloxanyl)-*N*-methylbutanamido)-3-methylbutanamido)-*N*,3-dimethylbutanamido)-3-methoxy-5-methylheptanoyl)pyrrolidin-2-yl)-3-methoxy-2-methylpropanoyl)-*D*-phenylalanine [3]:**



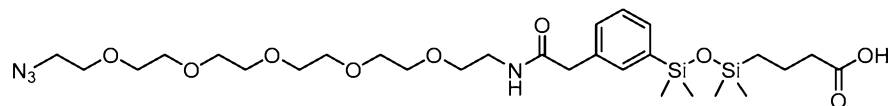
[00171] A solution of 4-(3-(4-(20-azido-2-oxo-6,9,12,15,18-pentaoxa-3-azaicosyl)phenyl)-1,1,3,3-tetramethyldisiloxanyl)butanoic acid (165 mg, 0.256 mmol), TEA (0.048 mL, 0.342 mmol) and HATU (97 mg, 0.256 mmol) in DMF (2.00 mL) was cooled to 0

°C and stirred for 30 min then charged with a solution of (*S*)-2-((2*R*,3*R*)-3-((*S*)-1-((3*R*,4*S*,5*S*)-4-((*S*)-*N*,3-dimethyl-2-((*S*)-3-methyl-2-(methylamino)butanamido)butanamido)-3-methoxy-5-methylheptanoyl)pyrrolidin-2-yl)-3-methoxy-2-methylpropanamido)-3-phenylpropanoic acid (125 mg, 0.171 mmol) in DMF (2.50 mL) and stirred at rt for 16 h. From LCMS looked like a the product had formed therefore the reaction was purified by Prep HPLC using (Waters BEH, C18, column, 1.7uM, 2.1mmX100mm, [PREP2_AmmBicarb_pH7.4_Method1B], resulting in 100 mg, 43.2 % yield of the title compound as a foam solid. ¹H NMR (DMSO-d₆, 400MHz): δ (ppm) 8.49-8.58 (m, 1H), 8.10-8.23 (m, 1H), 7.85-7.94 (m, 1H), 7.83-8.09 (m, 1H), 7.54-7.75 (m, 1H), 7.38-7.42 (m, 1H), 7.32-7.37 (m, 1H), 7.24-7.32 (m, 2H), 7.07-7.23 (m, 5H), 4.23-4.76 (m, 3H), 3.93-4.03 (m, 1H), 3.63-3.87 (m, 1H), 3.46-3.62 (m, 20H), 3.38-3.43 (m, 8H), 3.14-3.24 (m, 10H), 3.03-3.10 (m, 3H), 2.96 (br d, *J* = 9.9 Hz, 1H), 2.80-2.90 (m, 4H), 2.17-2.43 (m, 5H), 1.03 (dd, *J* = 13.0, 6.7 Hz, 3H), 0.69-0.95 (m, 20H), 0.49-0.59 (m, 2H), 0.25-0.31 (m, 6H), 0.02-0.07 (m, 6H); MS (ES⁺): *m/z* = 1356.89 [M+H]⁺; LCMS: *t_R* = 2.57 min [polar_3min_1500].

15 Synthetic scheme for compound 2:

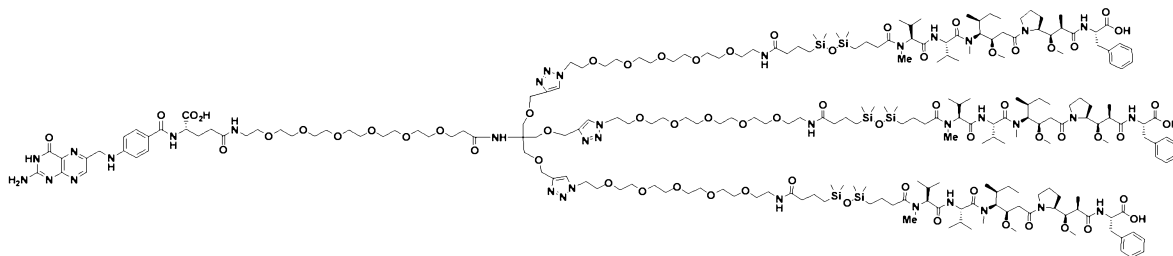


4-(3-(3-(20-azido-2-oxo-6,9,12,15,18-pentaoxa-3-azaicosyl)phenyl)-1,1,3,3-tetramethyl disiloxaneyl)butanoic acid [2]:



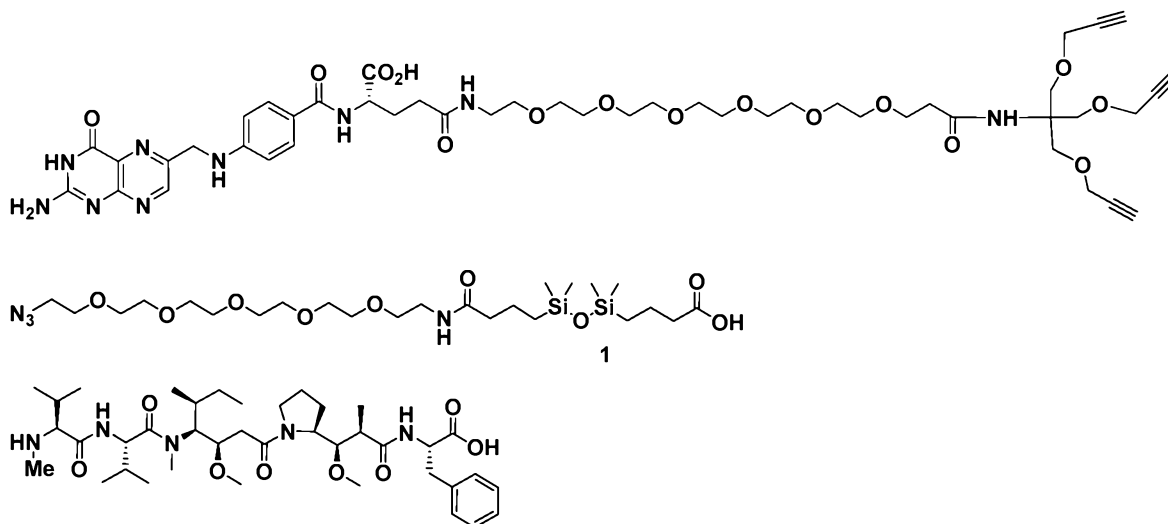
[00172] A solution of 2,2'-((1,1,3,3-tetramethyldisiloxane-1,3-diyl)bis(3,1-phenylene))bis(*N*-(17-azido-3,6,9,12,15-pentaoxaheptadecyl)acetamide) (1 g, 1.021 mmol; **Int-11**) and 4,4'-(1,1,3,3-tetramethyldisiloxane-1,3-diyl)dibutyric acid (312 g, 1.021 mmol; **Int-12**) in 4M HCl in dioxane (30 mL) was stirred at room temperature for 30 min. The reaction mixture was concentrated under reduced pressure resulting in the crude **Int-13** and **Int-14**. To **Int-13** and **Int-14** in acetonitrile (30 mL) was added water (0.073 mL, 4.084 mmol) and DIPEA (1.06 mL, 6.126 mmol) at room temperature and stirred for 30 min. After completion of the reaction, the reaction mixture was concentrated under reduced pressure resulting in the crude compound which was purified by CombiFlash column chromatography eluting with 0-10 % methanol in DCM to afford 700 mg, 53% yield of the title compound **2** as a colorless oil. ¹H NMR (400 MHz, DMSO-*d*₆) δ = 11.95 (s, 1 H), 8.12 (t, *J* = 5.38 Hz, 1 H), 7.41 (s, 1 H), 7.37 (d, *J* = 6.36 Hz, 1 H), 7.28 - 7.32 (m, 2 H), 3.58 - 3.62 (m, 2 H), 3.49 - 3.57 (m, 16 H), 3.37 - 3.44 (m, 6 H), 3.21 (q, *J* = 5.87 Hz, 2 H), 2.21 (t, *J* = 7.34 Hz, 2 H), 1.49 - 1.58 (m, 2 H), 0.51 - 0.56 (m, 2 H), 0.30 (s, 6 H), 0.06 (s, 6 H); MS (ES⁺): *m/z* = 643.90 [M + H]⁺; LCMS: *t*_R = 2.01 min.

Example 36:
Folate-PEG-Adaptor-AmideSiLinker-TripleAuristatin

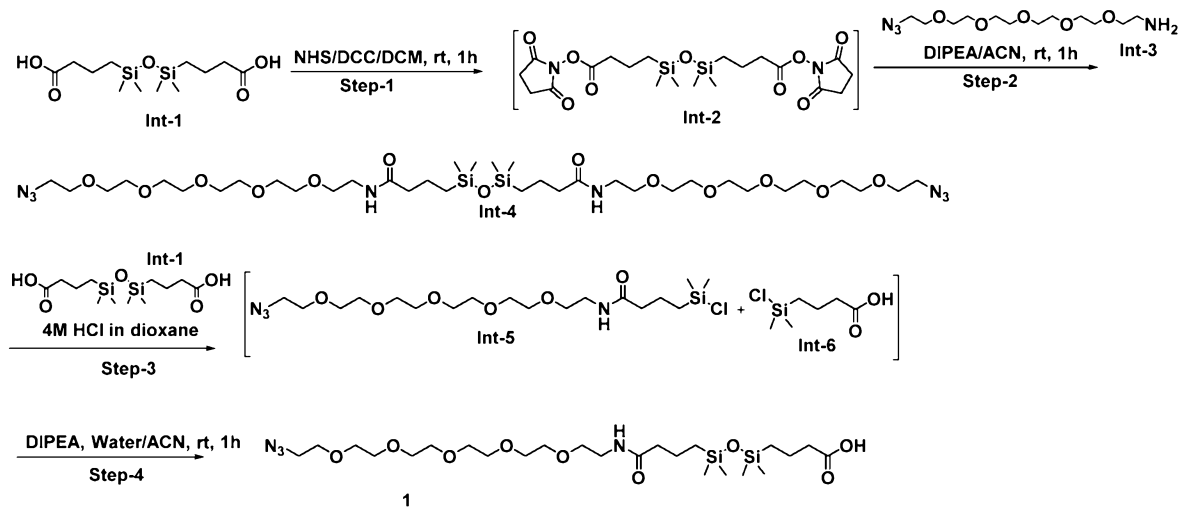


[00173] Example 36 was synthesized according to the procedure described for Example 35 employing the intermediates shown in the Scheme below:

124

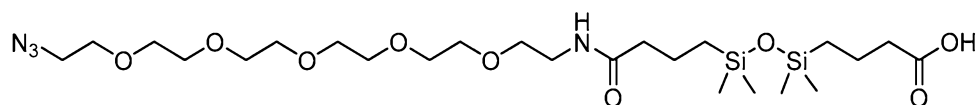


Synthesis of compound 1:



5

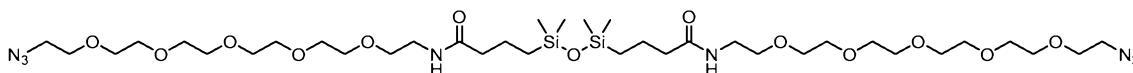
1-Azido-23,23,25,25-tetramethyl-19-oxo-3,6,9,12,15,24-hexaoxa-18-aza-23,25-disilanonacosan-29-oic acid (1):



- 10 [00174] A solution of mixture of 4,4'-(1,1,3,3-tetramethyldisiloxane-1,3-diyl)bis(N-(17-azido-3,6,9,12,15-pentaoxaheptadecyl)butanamide) **Int-4** (1.43 g, 1.614 mmol) and bis(2,5-dioxopyrrolidin-1-yl) 4,4'-(1,1,3,3-tetramethyldisiloxane-1,3-diyl)dibutyrate **Int-1** (495 mg,

1.614 mmol; commercially available) in 4M HCl in dioxane (40 mL) was stirred at room temperature for 1 h. The reaction mixture was concentrated *in vacuo* resulting in the crude intermediates **Int-5** and **Int-6**. The mixture of intermediate **Int-5** and **Int-6** was dissolved in acetonitrile (50 mL) and followed by addition of water (0.12 mL, 6.459 mmol) and DIPEA (1.7 mL, 9.689 mmol) and stirred at room temperature for 1 h. The reaction mixture was concentrated *in vacuo* resulting in the crude compound which was purified by Combiflash chromatography eluting with 0-5% methanol in DCM to afford 57 mg (30% yield) of **1** as colorless oil. ¹H NMR (400 MHz, DMSO-*d*₆) δ = 11.91 (s, 1 H), 7.75 (t, *J* = 5.38 Hz, 1 H), 3.54 - 3.58 (m, 2 H), 3.51 (d, *J* = 2.93 Hz, 3 H), 3.43 - 3.48 (m, 10 H), 3.32 - 3.37 (m, 4 H), 3.14 (q, *J* = 5.87 Hz, 2 H), 2.17 (t, *J* = 7.34 Hz, 3 H), 2.03 (t, *J* = 7.34 Hz, 2 H), 1.47 (qd, *J* = 8.05, 15.96 Hz, 5 H), 0.39 - 0.50 (m, 5 H), 0.01 (s, 12 H); MS (ES⁺): *m/z* = 593.00 [M-H]⁺; LCMS: *t*_R = 2.29 min.

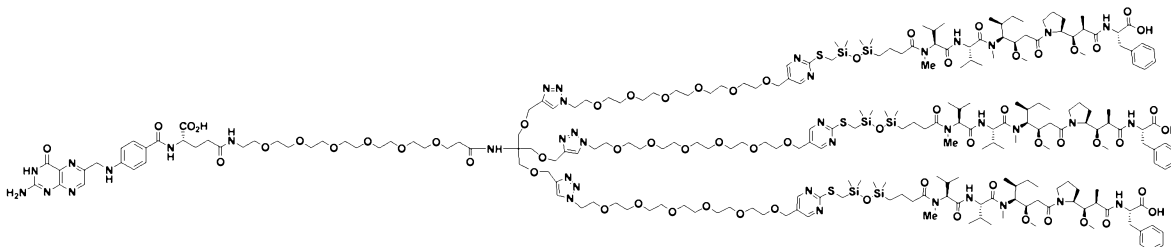
4,4'-(1,1,3,3-Tetramethyldisiloxane-1,3-diyl)bis(N-(17-azido-3,6,9,12,15-pentaoxaheptadecyl)butanamide) (Int-4):



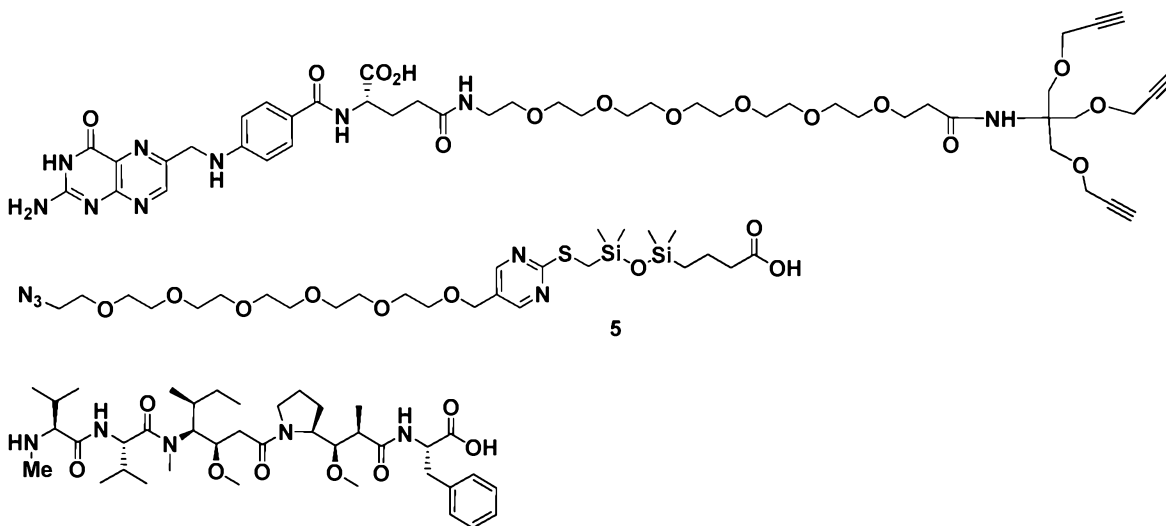
[00175] A solution of 4,4'-(1,1,3,3-tetramethyldisiloxane-1,3-diyl)dibutyric acid **Int-1** (1 g, 3.267 mmol) in DCM (30 mL) was charged with DCC (1.4 g, 6.535 mmol) and NHS (789 mg, 6.862 mmol) and stirred at room temperature for 1 h. The reaction mixture was concentrated *in vacuo*, diluted with acetonitrile and re-concentrated. The slurry was cooled and the solid was filtered, washed and concentrated *in vacuo* resulting in the crude **Int-2**. A solution of bis(2,5-dioxopyrrolidin-1-yl) 4,4'-(1,1,3,3-tetramethyldisiloxane-1,3-diyl)dibutyrate **Int-2** (1.63 g, 3.267 mmol) in acetonitrile (100 mL) and followed by addition of DIPEA (1.7 mL, 9.803 mmol) and azide amine hexa PEG **Int-3** (2.21 g, 7.189 mmol) and stirred at room temperature for another 1 h. The reaction mixture was concentrated *in vacuo* resulting in the crude compound which was purified by purified by Combiflash chromatography eluting with 0-10% methanol in DCM to afford 1.43 g (50% yield) of the title compound **Int-4** as colourless oil. ¹H NMR (400 MHz, DMSO-*d*₆) δ = 7.83 (t, *J*=5.38 Hz, 2H), 3.60-3.64 (m, 4H), 3.56 (d, *J*=2.93 Hz, 8H), 3.52 (t, *J*=3.18 Hz, 23H), 3.38-3.42 (m, 8H), 3.19 (q, *J*=5.71 Hz, 4H), 2.08 (t, *J*=7.34 Hz, 4H), 1.47-1.56 (m, 5H), 0.45-0.50 (m, 4H), 0.05 (s, 12H).

Example 37:

Folate-PEG-Adaptor-PyrimidineSiLinker-TripleAuristatin



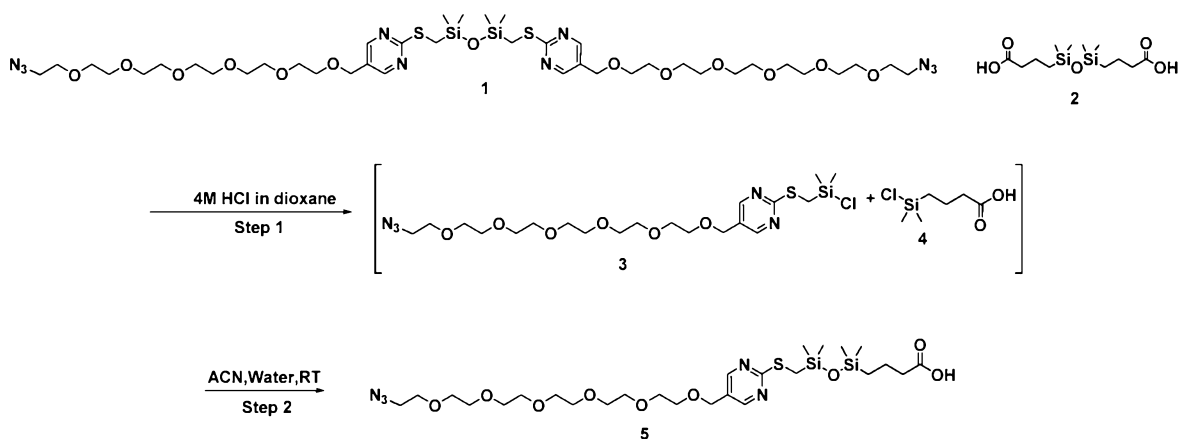
- 5 [00176] Example 37 was synthesized according to the procedure described for Example 35 employing the intermediates shown in the Scheme below:



Synthesis of 5: 4-(3-(((5-(Azidomethyl)pyrimidin-2-yl)thio)methyl)-1,1,3,3-tetramethyldisiloxanyl)butanoic acid

10

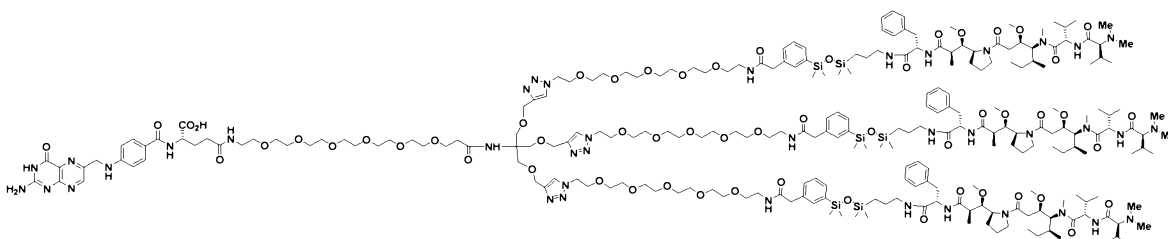
127



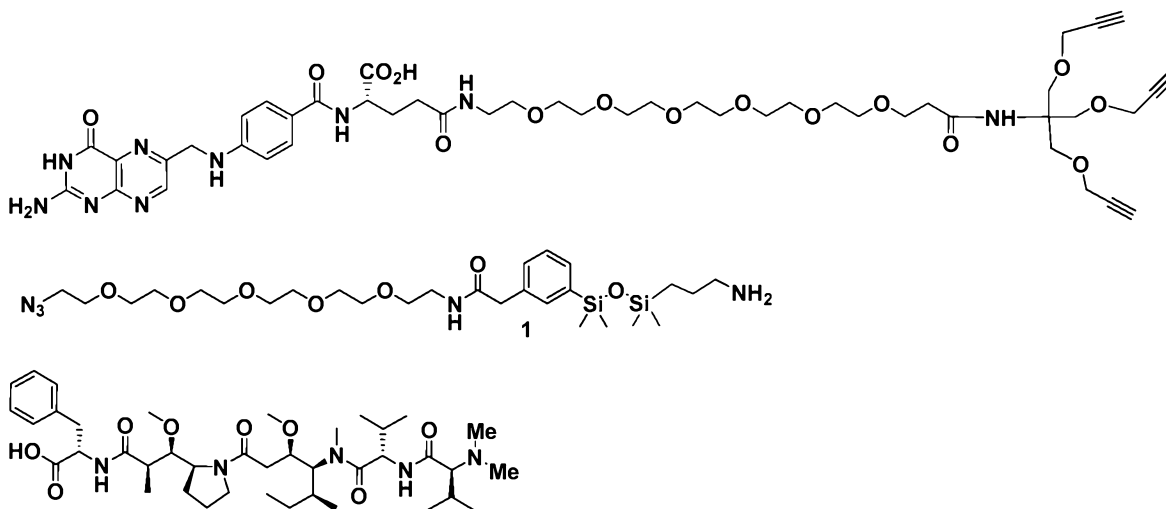
- [00177] A solution of 1,3-bis(((5-(19-azido-2,5,8,11,14,17-hexaoxonadecyl)pyrimidin-2-yl)thio)methyl)-1,1,3,3-tetramethyldisiloxane **1** (3.000 mmol) and 4,4'-(1,1,3,3-tetramethyldisiloxane-1,3-diyl)dibutyric acid **2** (932 mg, 3.000mmol) in 4M HCl in dioxane (30 mL) was stirred at room temperature for 1 h. The reaction mixture was concentrated *in vacuo* resulting in the crude intermediate **3** and **4**. The intermediate **3** and **4** was dissolved in acetonitrile (200 mL) and followed by addition of water (6.000 mmol) and DIPEA (18.00 mmol) and stirred at room temperature for another 1 h. The reaction mixture was concentrated *in vacuo* resulting in the crude compound which was purified by CombiFlash column chromatography eluting with 10-30% ethyl acetate in *n*-hexane to afford 4-(3-(((5-(19-azido-2,5,8,11,14,17-hexaoxonadecyl)pyrimidin-2-yl)thio)methyl)-1,1,3,3-tetramethyldisiloxanyl)butanoic acid.

15 Example 38:

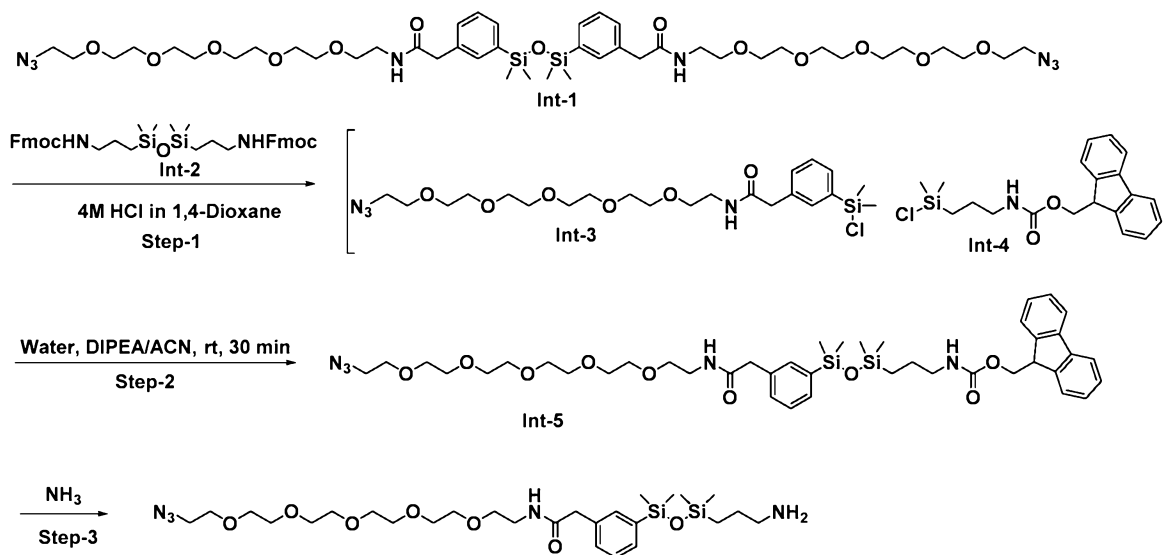
Folate-PEG-Adaptor-PhenylSiLinker-TripleAuristatin



- [00178] Example 38 was synthesized according to the procedure described for Example 35 employing the intermediates shown in the Scheme below:



Synthetic Scheme for 1:

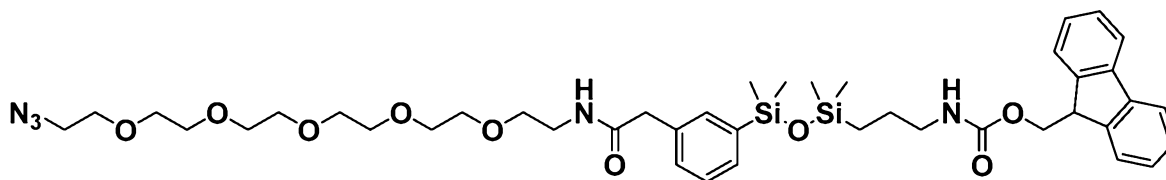


5

(9H-Fluoren-9-yl)methyl

(3-(3-(3-(20-azido-2-oxo-6,9,12,15,18-pentaoxa-3-

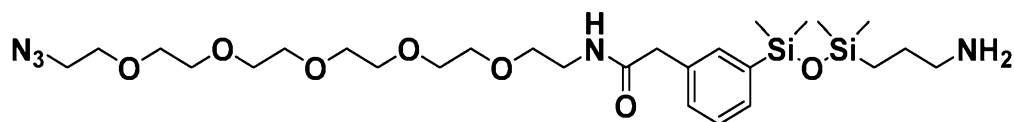
azaicosyl)phenyl)-1,1,3,3-tetramethyldisiloxanyl)propyl)carbamate (Int-5)



10

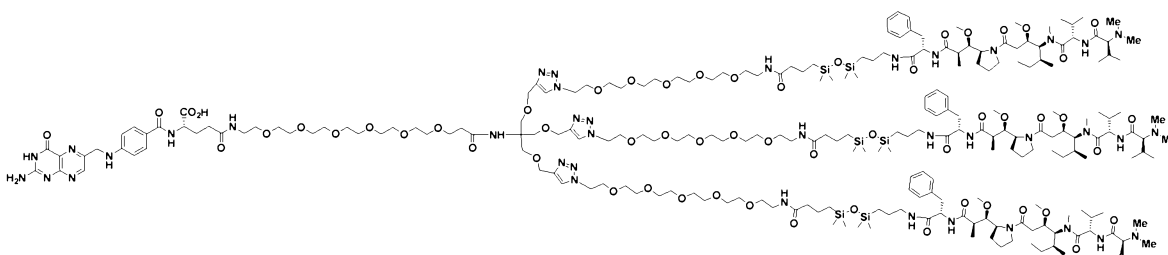
[00179] A solution of 2,2'-((1,1,3,3-tetramethyldisiloxane-1,3-diyl)bis(3,1-phenylene))bis(*N*-(17-azido-3,6,9,12,15-pentaoxaheptadecyl)acetamide) **Int-1** (3 g, 3.063 mmol) and bis((9*H*-fluoren-9-yl)methyl) ((1,1,3,3-tetramethyldisiloxane-1,3-diyl)bis(propane-3,1-diyl))dicarbamate **Int-2** (2.12 g, 3.063 mmol; **Int-2** was prepared from 3,3'-(1,1,3,3-tetramethyldisiloxane-1,3-diyl)bis(propan-1-amine) and Fmoc-Cl) in 4M HCl in dioxane (30 mL) was stirred at room temperature for 30 min. The reaction mixture was concentrated under reduced pressure resulting in the crude **Int-3** and **Int-4**. To **Int-3** and **Int-4** in acetonitrile (50 mL) was added water (0.22 mL, 12.25 mmol) and DIPEA (3.2 mL, 18.38 mmol) at room temperature and stirred for 30 min. After completion of the reaction, the reaction mixture was concentrated under reduced pressure resulting in the crude compound which was purified by CombiFlash column chromatography eluting with 0-10 % methanol in DCM to afford 1.8 g (35% yield) of **Int-5** as colorless oil. ¹H NMR (400 MHz, DMSO-*d*₆) δ = 8.10 (br. s, 1 H), 7.87 (d, *J* = 7.83 Hz, 2 H), 7.66 (d, *J* = 7.34 Hz, 2 H), 7.23 - 7.42 (m, 9 H), 4.26 (d, *J* = 6.85 Hz, 2 H), 4.16 - 4.22 (m, 1 H), 3.57 (t, *J* = 4.40 Hz, 2 H), 3.45 - 3.53 (m, 16 H), 3.39 (s, 2 H), 3.34 - 3.39 (m, 4 H), 3.15 - 3.21 (m, 2 H), 2.87 - 2.95 (m, 2 H), 1.39 (td, *J* = 7.58, 15.16 Hz, 2 H), 0.42 - 0.49 (m, 2 H), 0.26 (s, 6 H), 0.03 (s, 6 H); MS (ES⁺): *m/z* = 836.40 [M + H]⁺; LCMS: *t*_R = 2.03 min.

20 **2-(3-(3-(3-Aminopropyl)-1,1,3,3-tetramethyldisiloxaneyl)phenyl)-*N*-(17-azido-3,6,9,12,15-pentaoxaheptadecyl)acetamide (1)**

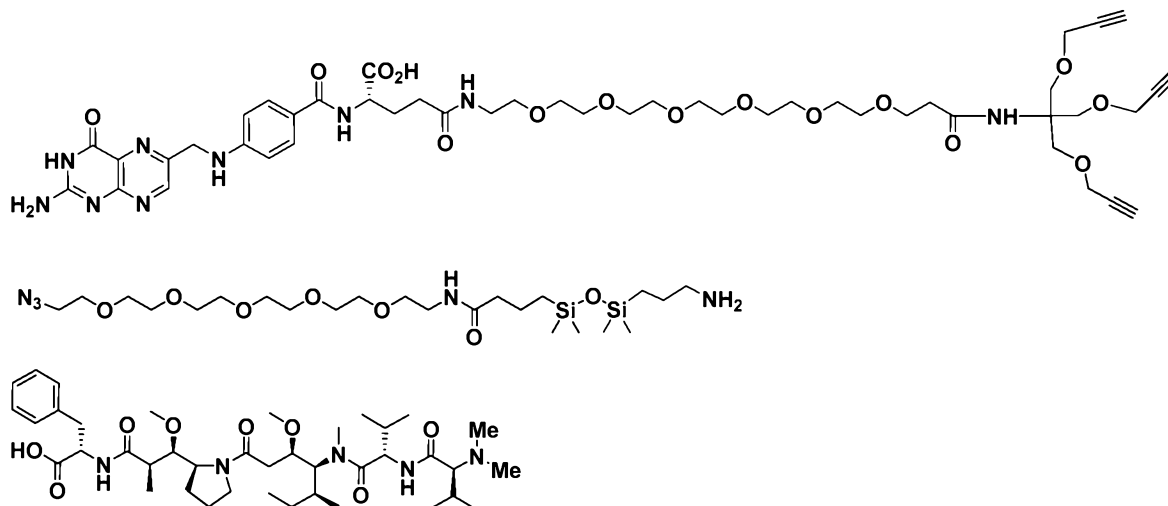


[00180] A solution of (9*H*-fluoren-9-yl)methyl (3-(3-(3-(20-azido-2-oxo-6,9,12,15,18-pentaoxa-3-azaicosyl)phenyl)-1,1,3,3-tetramethyldisiloxanyl)propyl)carbamate (1.00 g, 1.196 mmol) in 2 M Ammonia in Ethanol (21.29 ml, 42.6 mmol) was charged with ammonia gas bubbling for 3 min at -5 °C then stirred at rt in a sealed tube for 16 h (Note: over ~ 5 hr time frame the reaction mixture turned cloudy). From TLC and LCMS the reaction was complete therefore the reaction was purified. The crude reaction mixture was charged with silica gel and dry loaded onto the ISCO CombiFlash for purification [eluting with 0% (10% 7N NH₃ in MeOH) in DCM to 8% (10%-7N NH₃ in MeOH) in DCM resulting in 488 mg, 66.5 % yield of the title compound as a clear/colorless oil. From HNMR and LCMS this material looked clean

enough to use in the next reaction. ^1H NMR (CHLOROFORM-d, 400MHz): δ (ppm) 7.40-7.47 (m, 2H), 7.29-7.37 (m, 2H), 6.42 (br s, 1H), 3.60-3.69 (m, 16H), 3.55-3.58 (m, 6H), 3.50-3.55 (m, 3H), 3.40-3.45 (m, 2H), 3.36-3.40 (m, 2H), 2.64 (t, $J=7.1$ Hz, 2H), 1.40-1.50 (m, 2H), 0.50-0.56 (m, 2H), 0.32 (s, 6H), 0.08 (s, 6H) MS (ES⁺): $m/z = 614.28[\text{M}+\text{H}]^+$; LCMS: $t_R = 1.93$ min [polar_3min_1500].

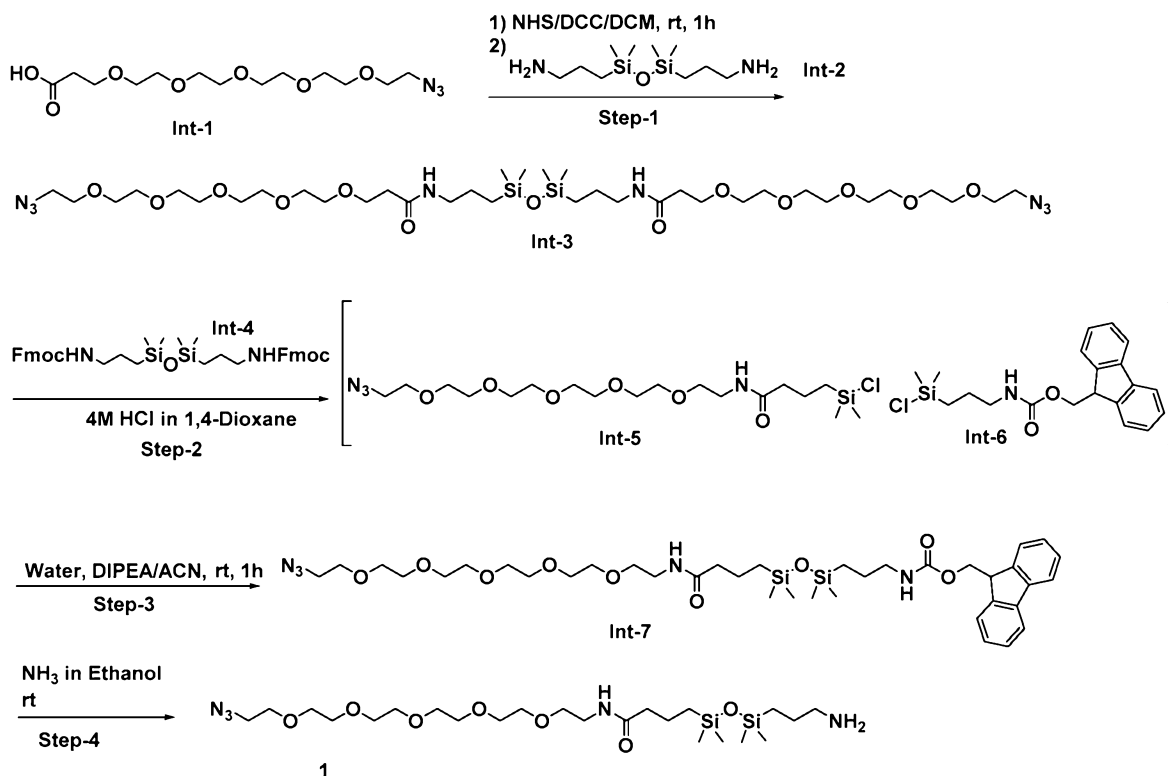
Example 39:**Folate-PEG-Adaptor-AmideSiLinker-TripleAuristatin**

10 [00181] Example 39 was synthesized according to the procedure described for Example 35 employing the intermediates shown in the Scheme below:

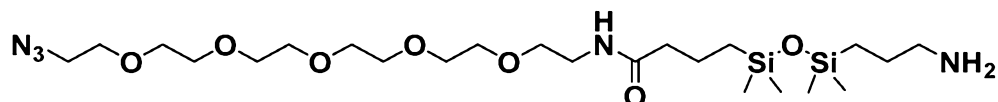


15 Synthetic Scheme for 1:

131

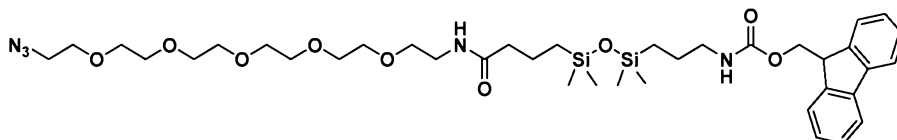


4-(3-(3-aminopropyl)-1,1,3,3-tetramethyldisiloxaneyl)-N-(17-azido-3,6,9,12,15-pentaoxaheptadecyl)butanamide (1)



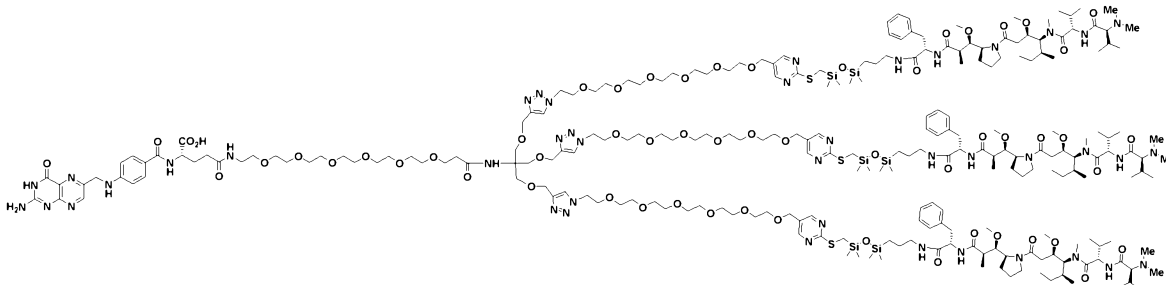
[00182] A solution of (9H-Fluoren-9-yl)methyl (1-azido-23,23,25,25-tetramethyl-19-oxo-3,6,9,12,15,24-hexaoxa-18-aza-23,25-disilaoctacosan-28-yl)carbamate (1.196 mmol) in 2 M Ammonia in Ethanol (42.6 mmol) was charged with ammonia gas bubbling for 3 min at -5 °C then stirred at rt in a sealed tube for 16 h (Note: over ~ 5 hr time frame the reaction mixture turned cloudy). From TLC and LCMS the reaction was complete therefore the reaction was purified. The crude reaction mixture was charged with silica gel and dry loaded onto the ISCO CombiFlash for purification [eluting with 0% (10% 7N NH₃ in MeOH) in DCM to 8% (10%-7N NH₃ in MeOH) in DCM resulting in the title compound as a clear/colorless oil. From HNMR and LCMS this material looked clean enough to use in the next reaction.

(9H-Fluoren-9-yl)methyl (1-azido-23,23,25,25-tetramethyl-19-oxo-3,6,9,12,15,24-hexaoxa-18-aza-23,25-disilaoctacosan-28-yl)carbamate (Int-8):

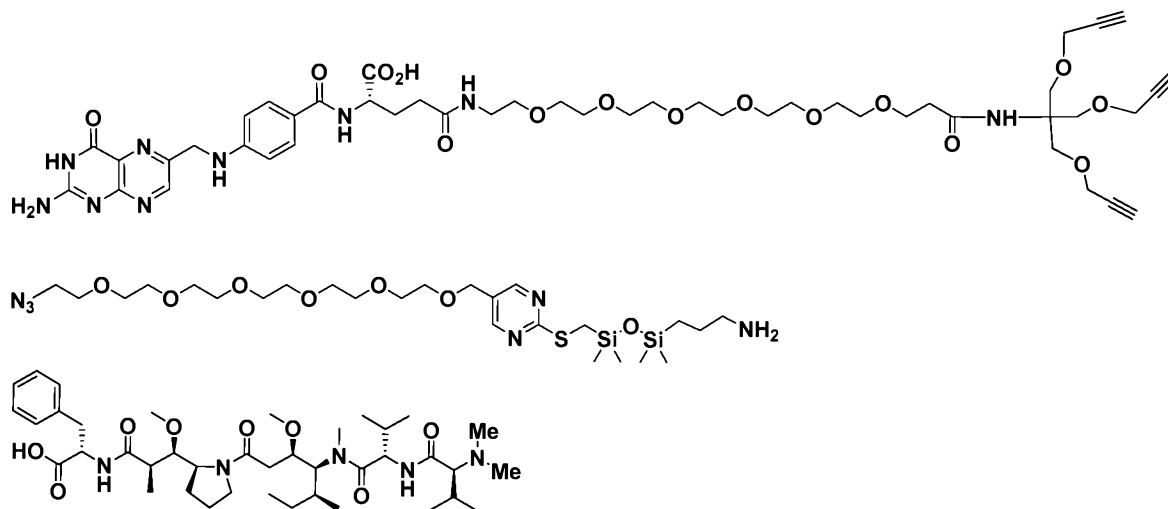


[00183] A solution of *N,N*-((1,1,3,3-tetramethyldisiloxane-1,3-diyl)bis(propane-3,1-diyl))bis(1-azido-3,6,9,12,15-pentaoxaoctadecan-18-amide) **Int-4** (2.16 g, 2.445 mmol) and bis((9H-fluoren-9-yl)methyl) ((1,1,3,3-tetramethyldisiloxane-1,3-diyl)bis(propane-3,1-diyl))dicarbamate **Int-5** (1.694 g, 2.445 mmol) in 4M HCl in dioxane (40 mL) was stirred at room temperature for 30 min. The reaction mixture was concentrated under reduced pressure resulting in the crude **Int-6** and **Int-7**. To **Int-6** and **Int-7** in acetonitrile (100 mL) was added water (0.17 mL, 9.782 mmol) and DIPEA (2.56 mL, 14.67 mmol) at room temperature and stirred for 30 min. After completion of the reaction, the reaction mixture was concentrated under reduced pressure. The crude compound was purified by CombiFlash column chromatography eluting with 0-10% methanol in DCM to afford 1 g (52% yield) of **Int-8** as colorless oil. ¹H NMR (400 MHz, DMSO-*d*₆) δ = 7.86 (d, *J* = 7.82 Hz, 2 H), 7.77 (br. s, 1 H), 7.66 (d, *J* = 7.82 Hz, 2 H), 7.38 (t, *J* = 7.58 Hz, 2 H), 7.24 - 7.32 (m, 3 H), 4.26 (d, *J* = 6.85 Hz, 2 H), 4.15 - 4.20 (m, 1 H), 3.54 - 3.58 (m, 2 H), 3.51 (d, *J* = 2.93 Hz, 2 H), 3.47 (d, *J* = 4.40 Hz, 12 H), 3.35 (t, *J* = 5.14 Hz, 4 H), 3.15 (q, *J* = 5.71 Hz, 2 H), 2.88 - 2.95 (m, 2 H), 2.04 (t, *J* = 7.09 Hz, 2 H), 1.30 - 1.53 (m, 6 H), 0.40 - 0.47 (m, 4 H), 0.00 (s, 6 H), 0.00 (s, 6 H); MS (ES⁺): *m/z* = 788.45 [M + H]⁺; LCMS: *t*_R = 2.32 min.

20 Example 40. Folate-PEG-Adaptor-PyrimidineSiLinker-TripleAuristatin



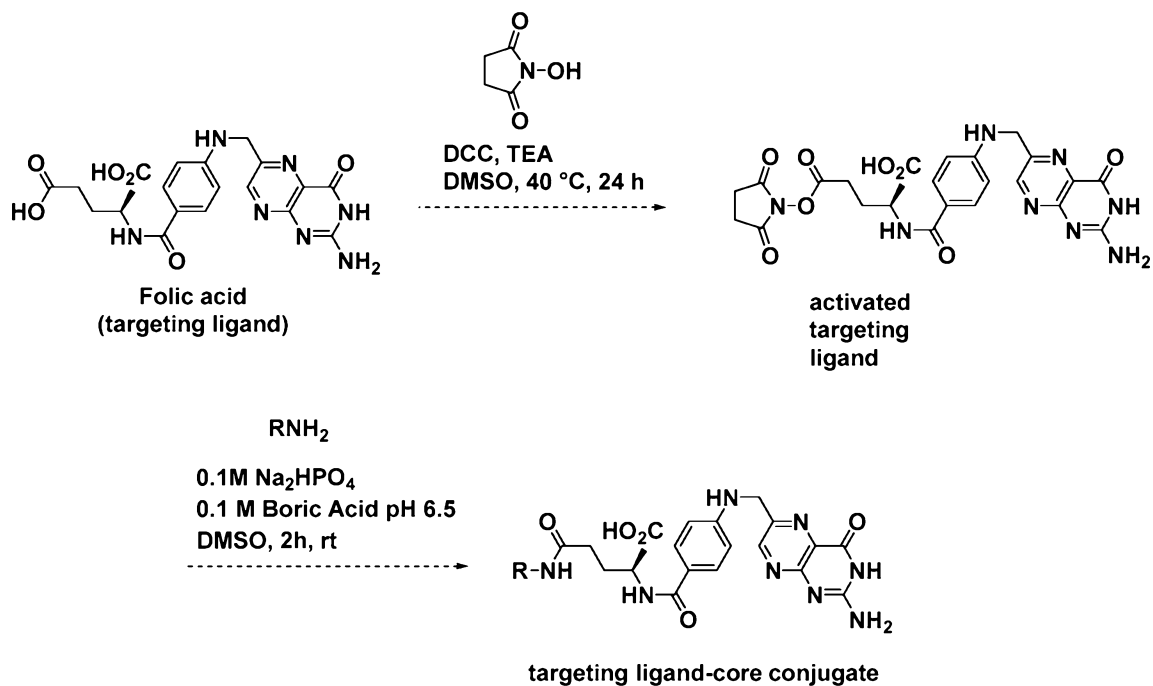
[00184] Example 40 was synthesized according to the procedure described for Example 35 employing the intermediates shown in the Scheme below:

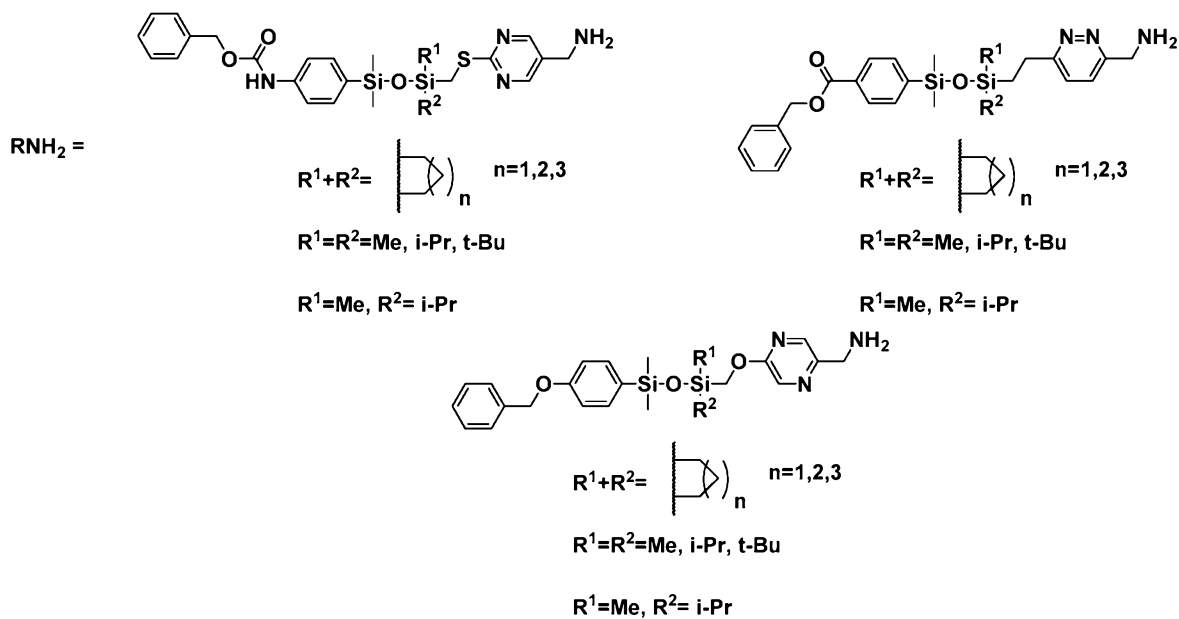


Example 41: Synthesis of Conjugates

- 5 [00185] Conjugates are synthesized as exemplified in Schemes 1 and 2, below. Scheme 1 depicts a route where first a targeting moiety, folic acid, is activated by reaction with DCC and *N*-hydroxysuccinimide and then reacted with a protected siloxane or silylether core to form a targeting moiety-core conjugate.

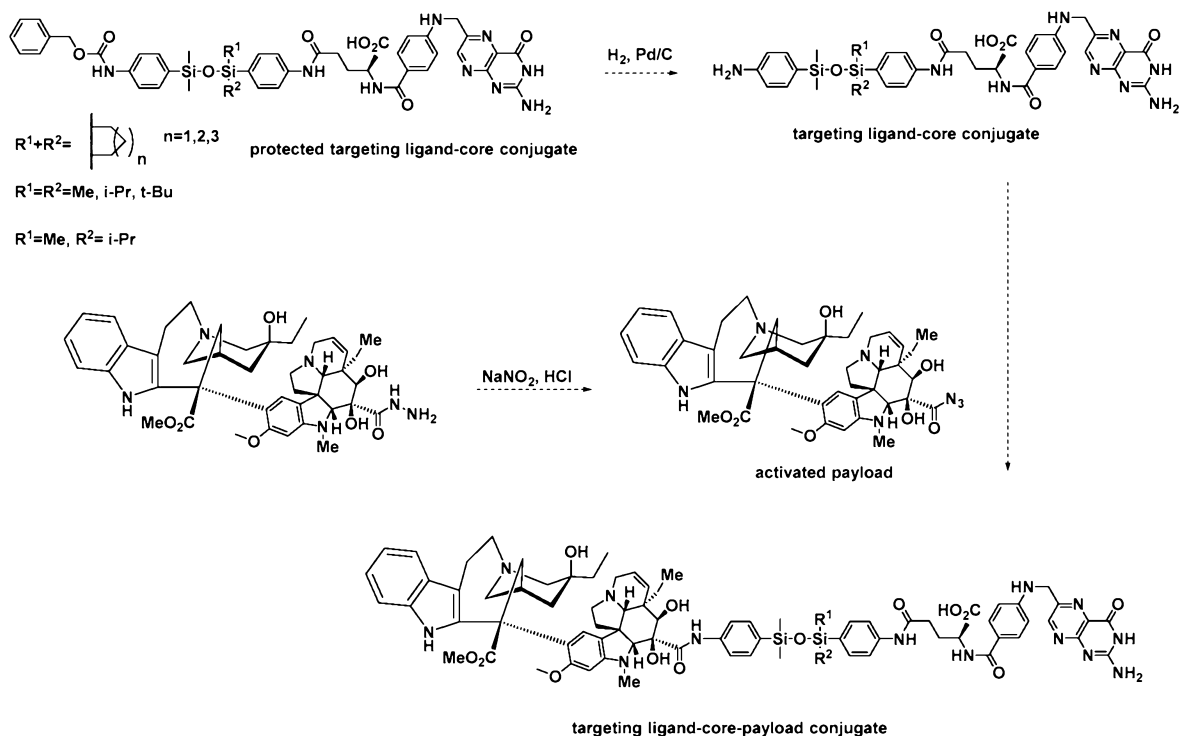
10 Scheme 1.





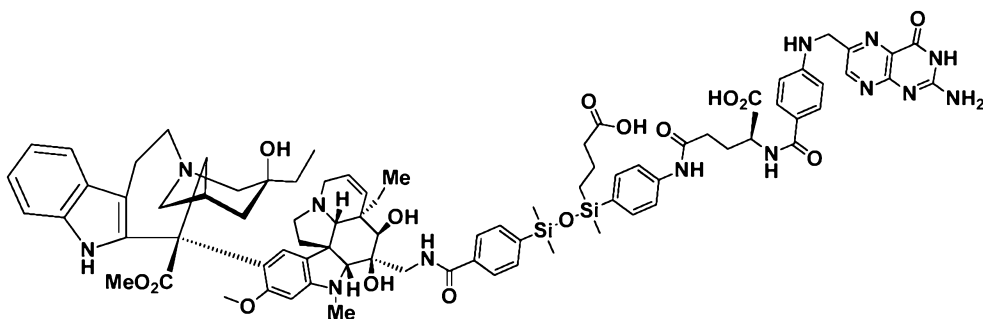
[00186] Scheme 2, below, shows an alternate route where a protected targeting moiety-core conjugate is reacted with an activated payload to form a targeting moiety-core-payload conjugate.

Scheme 2.

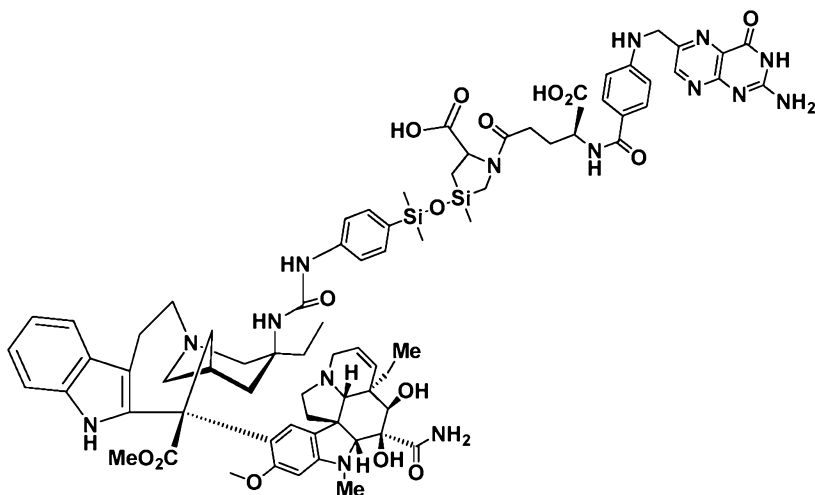
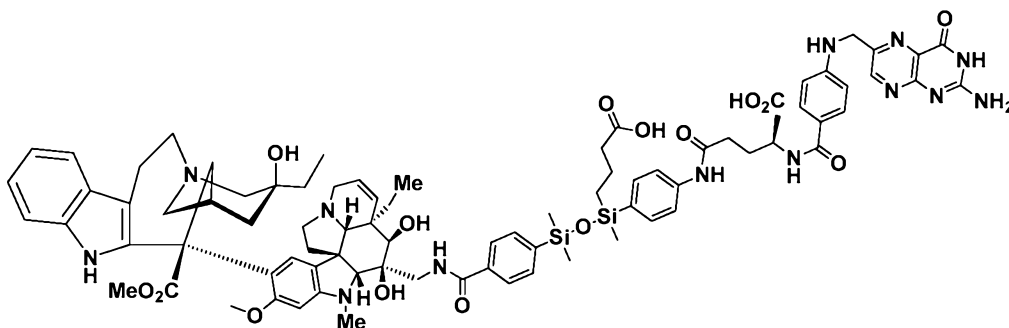


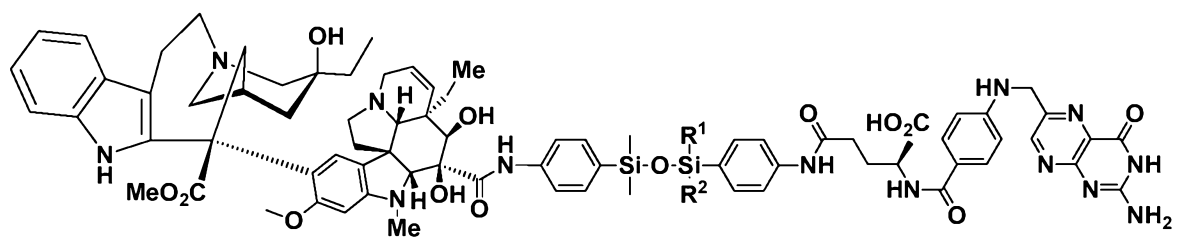
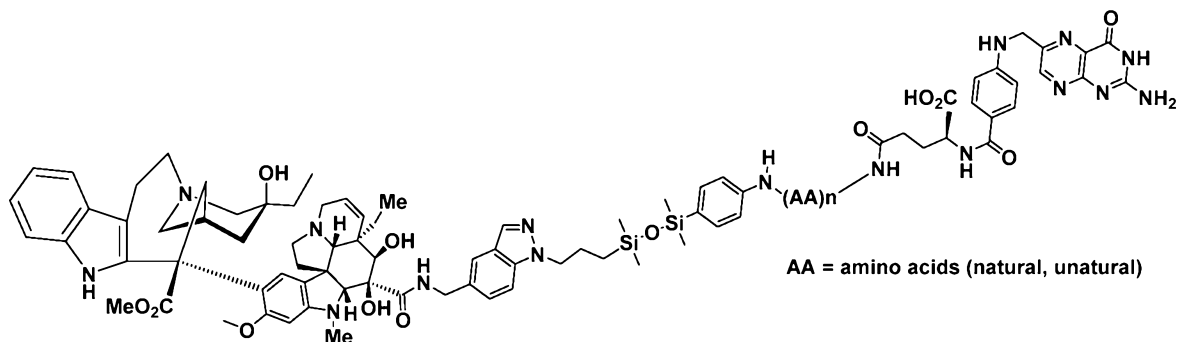
Example 42: Vinblastine-Folic acid conjugates:

[00187] Siloxane conjugates with a vinblastine payload and a folic acid targeting moiety are synthesized following a route as described in Example 41.



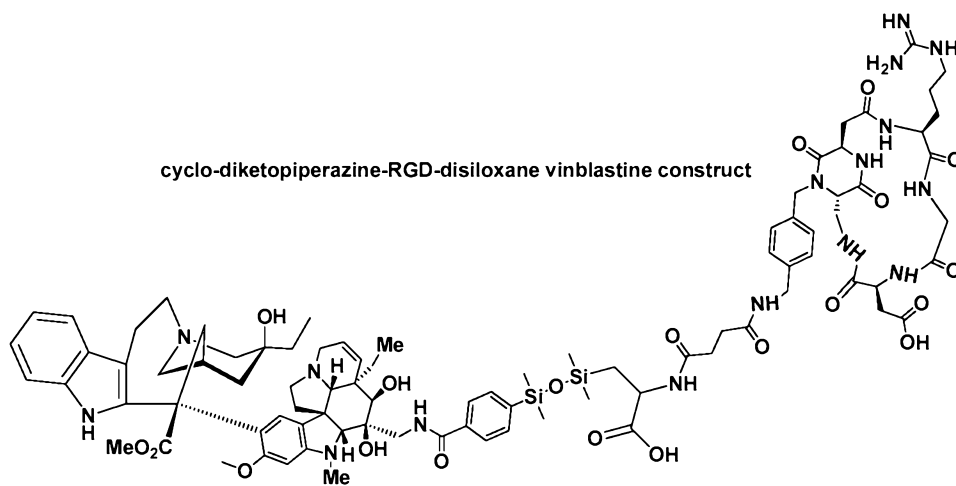
5





5 Example 43: Vinblastine-Arginyglycylaspartic acid (Vinblastine-RGD) conjugate:

[00188] Siloxane conjugates with vinblastine payload and a RGD targeting moiety are synthesized following a route as described in Example 41.

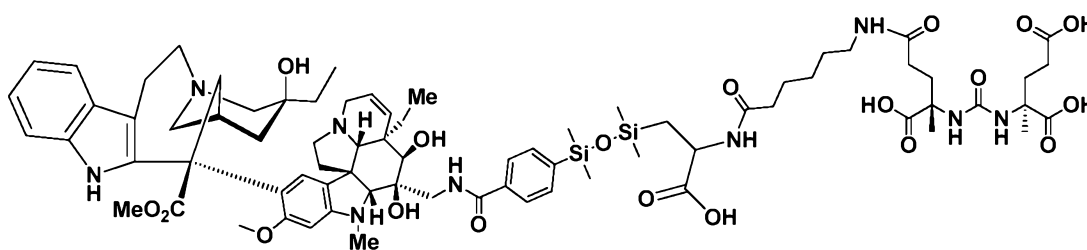


10

Example 44: Vinblastine-2-[3-(1,3-dicarboxypropyl)ureido] pentanedioic acid (Vinblastine-DUPA) conjugates:

[00189] Siloxane conjugates with vinblastine payload and DUPA targeting moiety are synthesized following a route as described in Example 41.

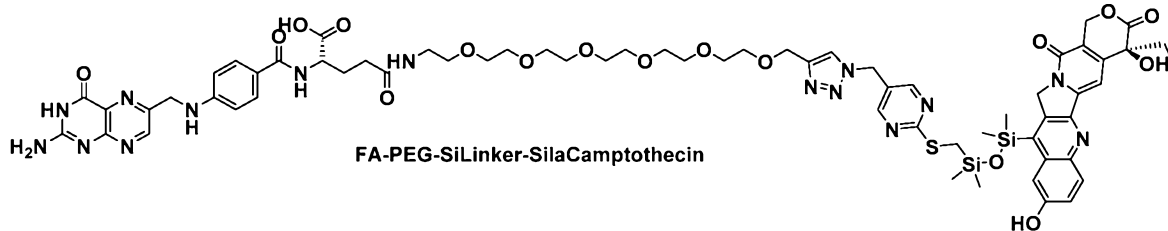
DUPA-disiloxane vinblastine construct

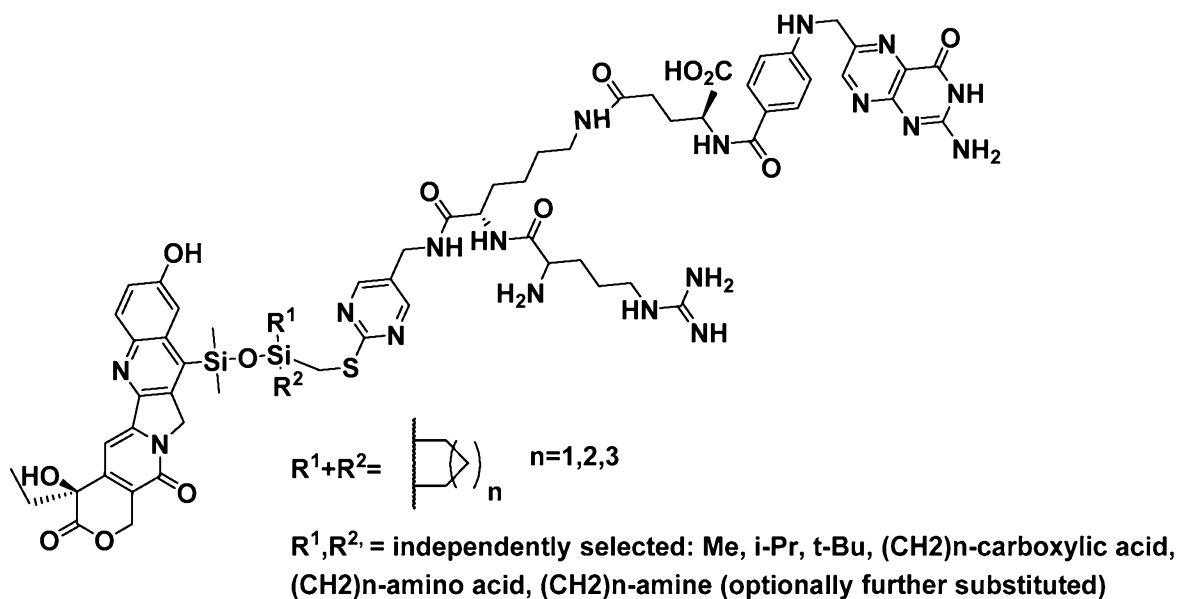


5

Example 45: Camptothecin-folic acid conjugates:

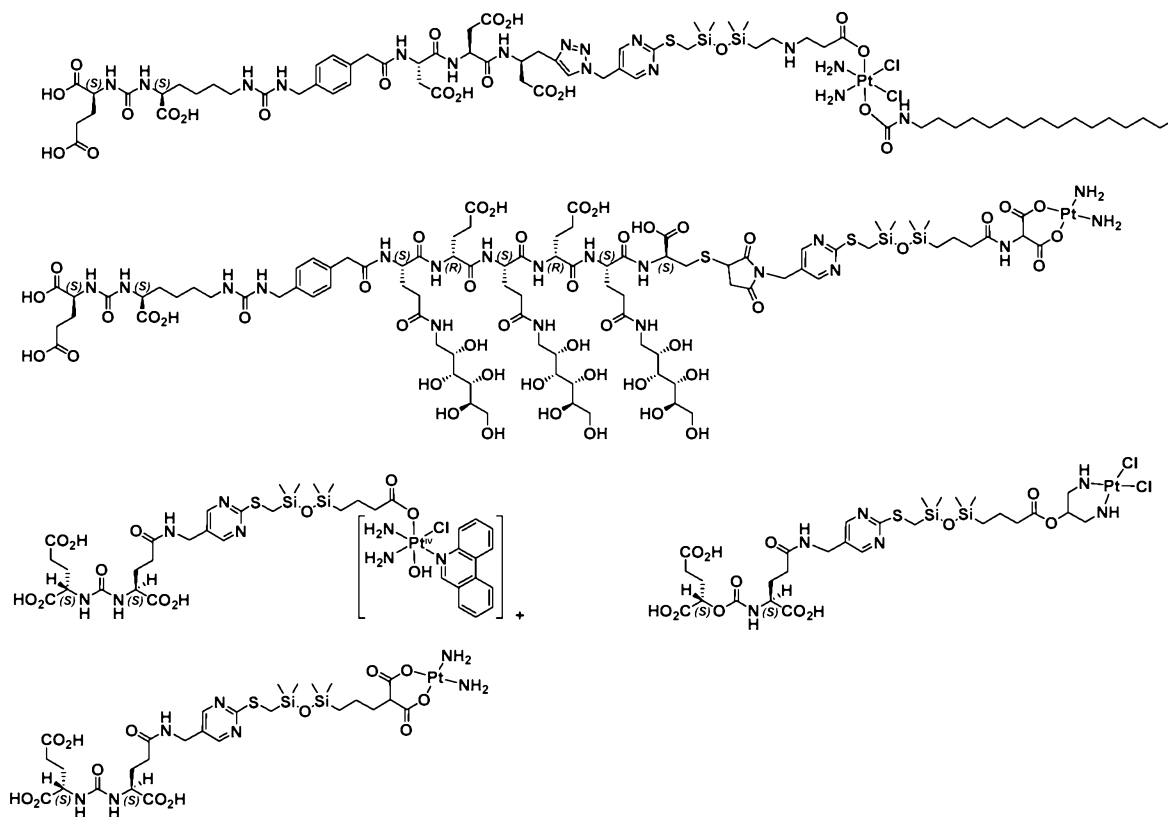
[00190] Siloxane conjugates with camptothecin/SN38 payload and folic acid-targeting moiety are synthesized following a route as described in Example 41.





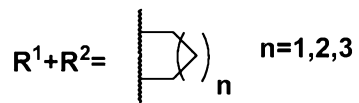
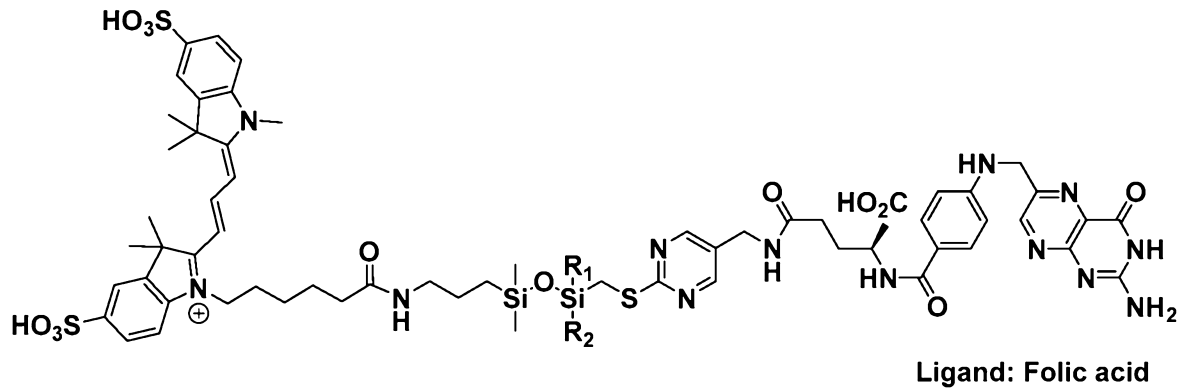
Example 46: Platinum(II)-Folic acid and Platinum(IV)-DUPA acid conjugates:

[00191] Siloxane conjugates with platinum (II) and platinum (IV) payload and DUPA targeting moieties are synthesized following a route as described in Example 41.

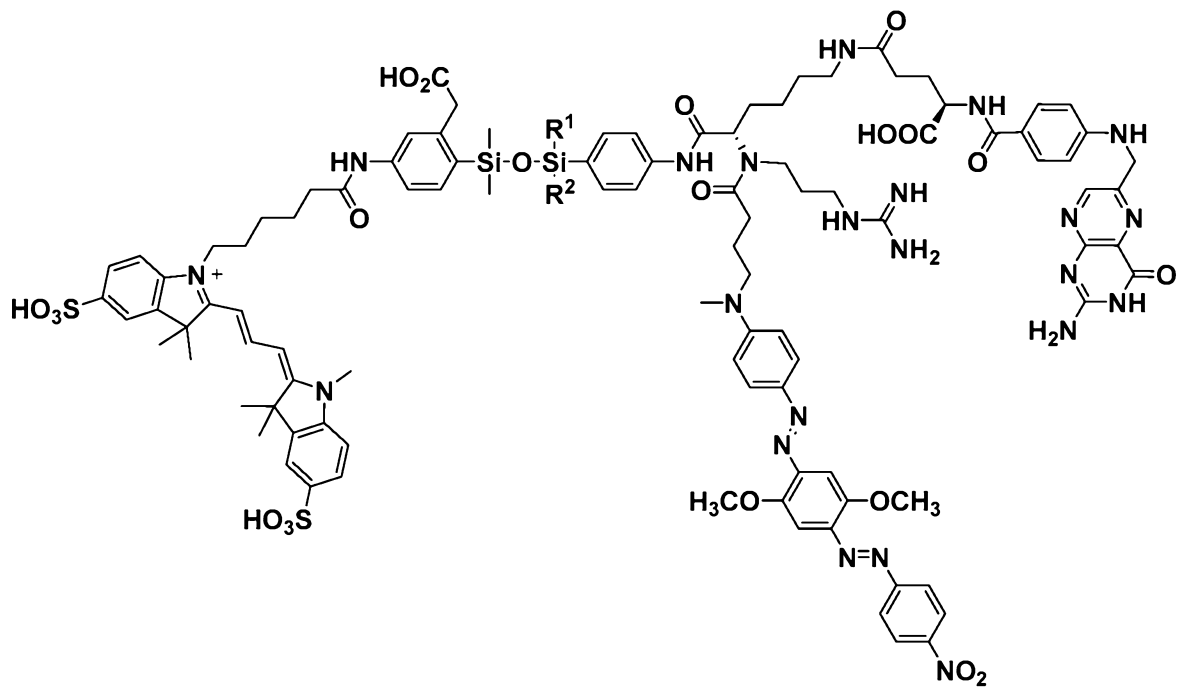


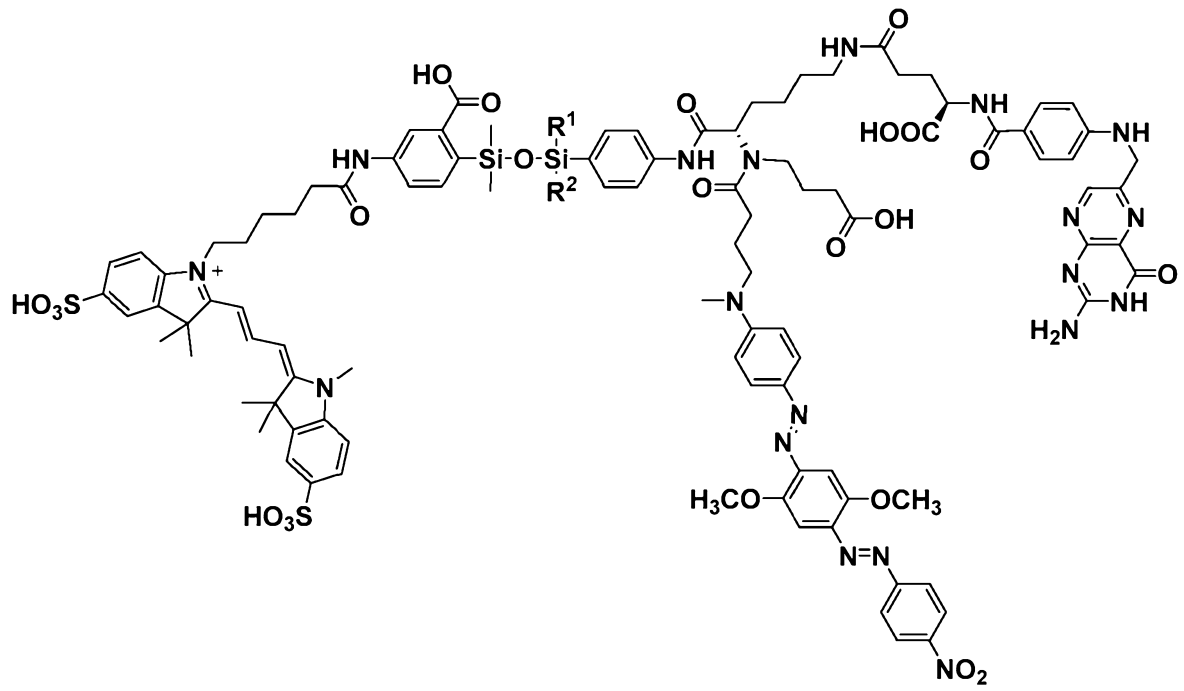
Example 47: Fluorophore/Quencher-Folic acid conjugates:

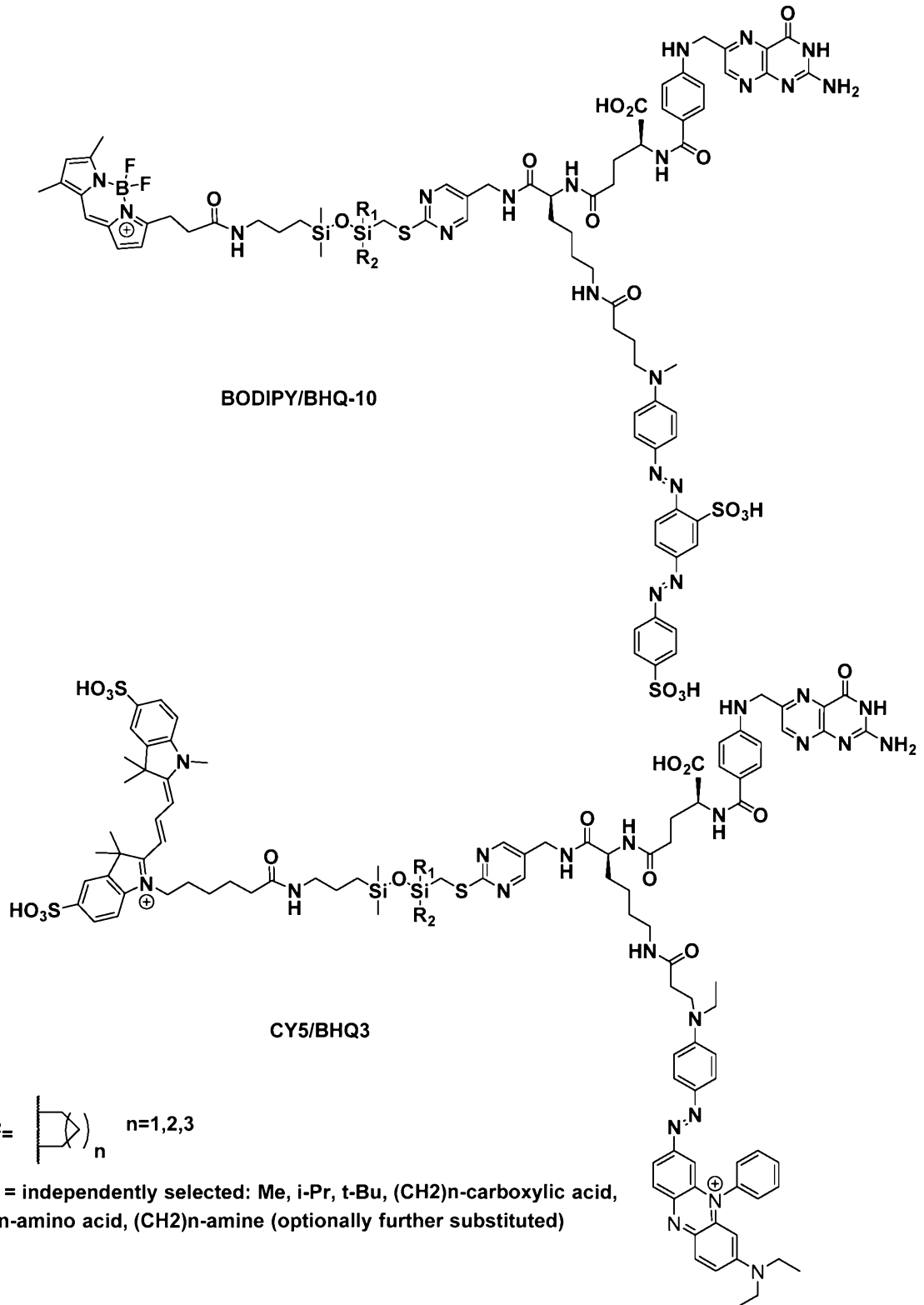
- 5 [00192] Siloxane conjugates with a fluorophor/quencher payload and folic acid-targeting moieties are synthesized following a route as described in Example 41.



$R^1, R^2 =$ independently selected: Me, i-Pr, t-Bu, $(CH_2)_n$ -carboxylic acid, $(CH_2)_n$ -amino acid, $(CH_2)_n$ -amine (optionally further substituted)

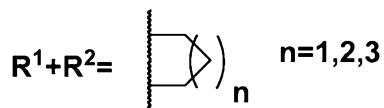
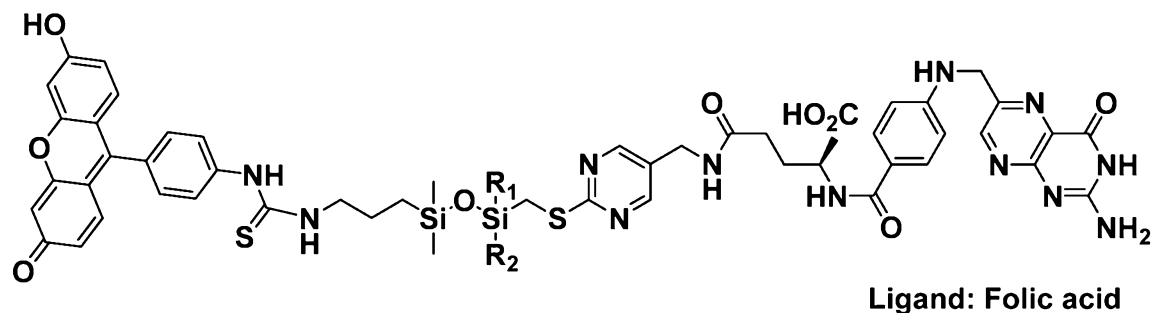






Example 48: Fluorescein-Folic acid conjugates:

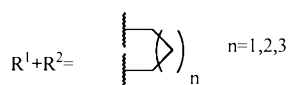
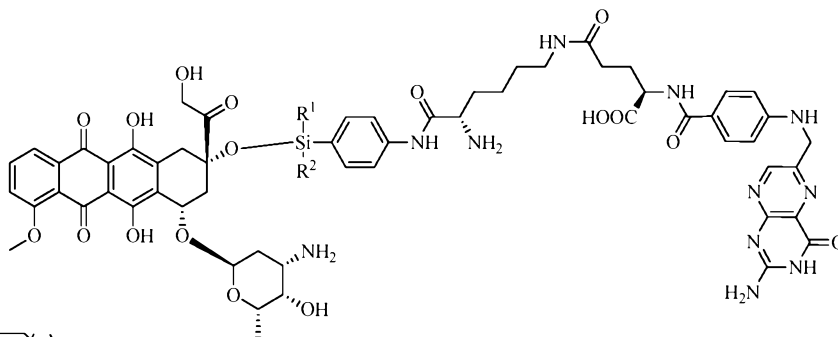
[00193] Siloxane conjugates with a fluorescein payload and folic acid targeting moieties are synthesized following a route as described in Example 41.



R^1, R^2 = independently selected: Me, i-Pr, t-Bu, $(CH_2)_n$ -carboxylic acid, $(CH_2)_n$ -amino acid, $(CH_2)_n$ -amine (optionally further substituted)

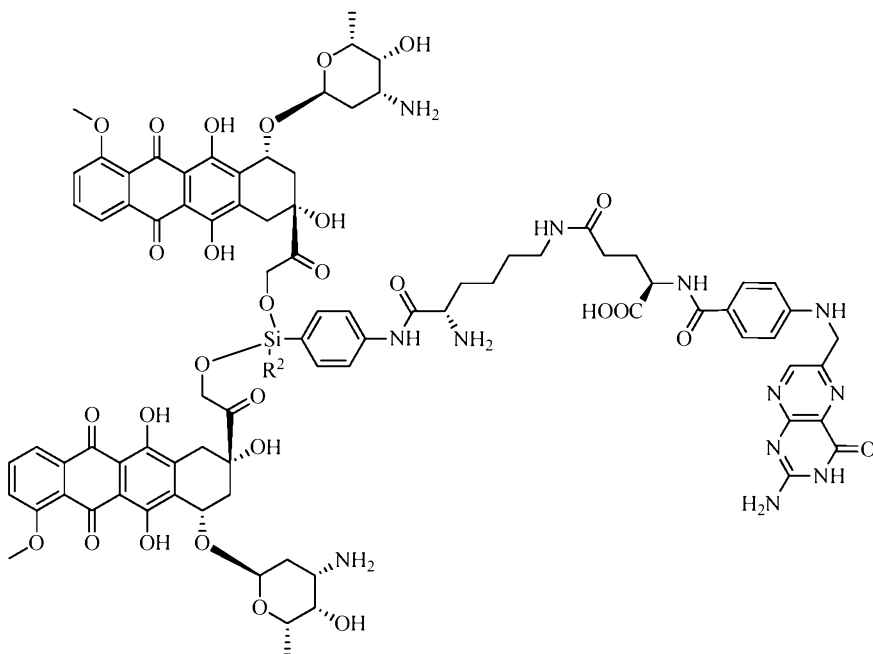
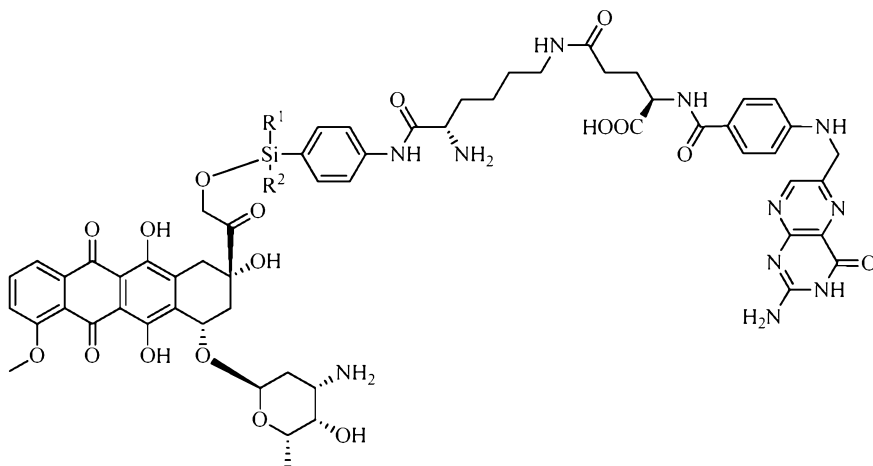
5 Example 49: Silyldiether and Silylmonoether conjugates:

[00194] Silyldiether and silylmonoether conjugates with a payload and a targeting moiety are synthesized following a route as described in Example 41.



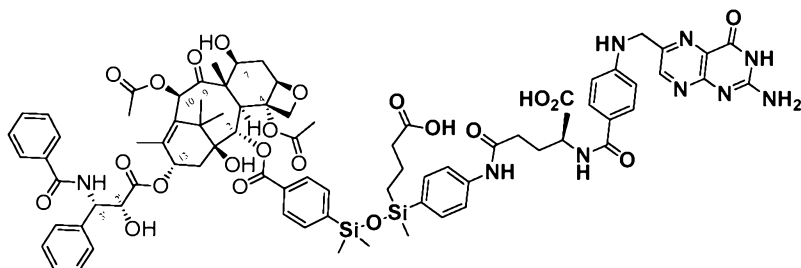
R^1, R^2 = independently selected: Me, i-Pr, t-Bu, $(CH_2)_n$ -carboxylic acid, $(CH_2)_n$ -amino acid, $(CH_2)_n$ -amine (optionally further substituted)

144

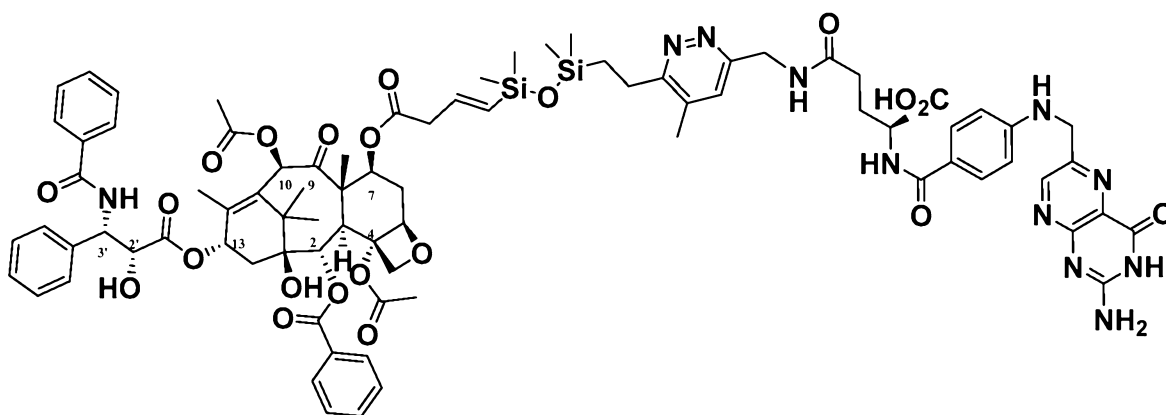


5 **Example 50: Paclitaxel-Folic acid conjugates:**

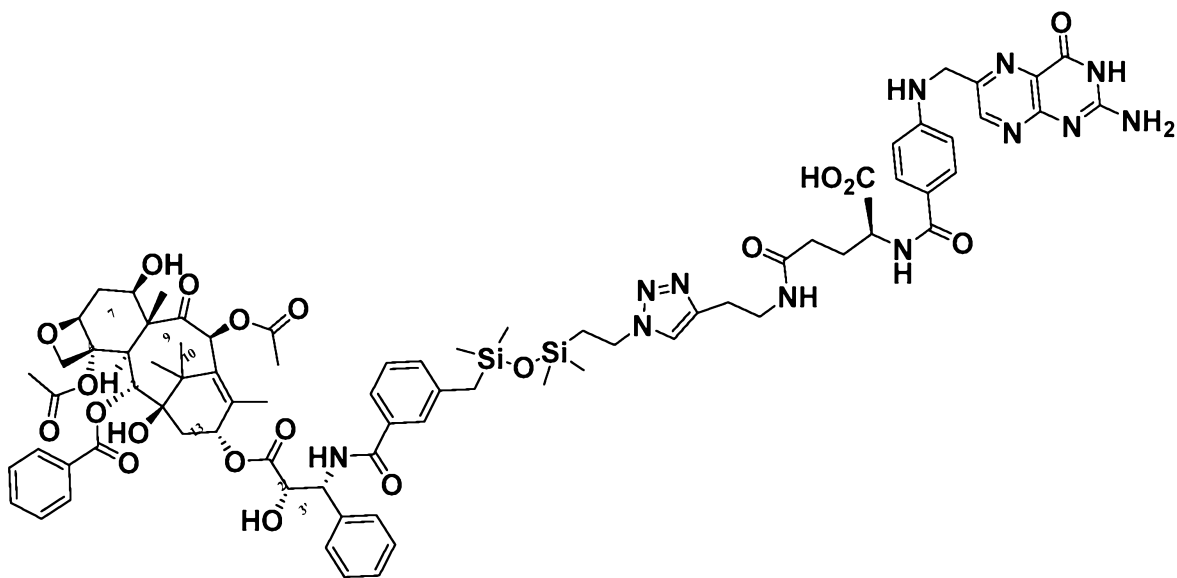
[00195] Siloxane conjugates with a paclitaxel payload and folic acid targeting moiety are synthesized following a route as described in Example 41.



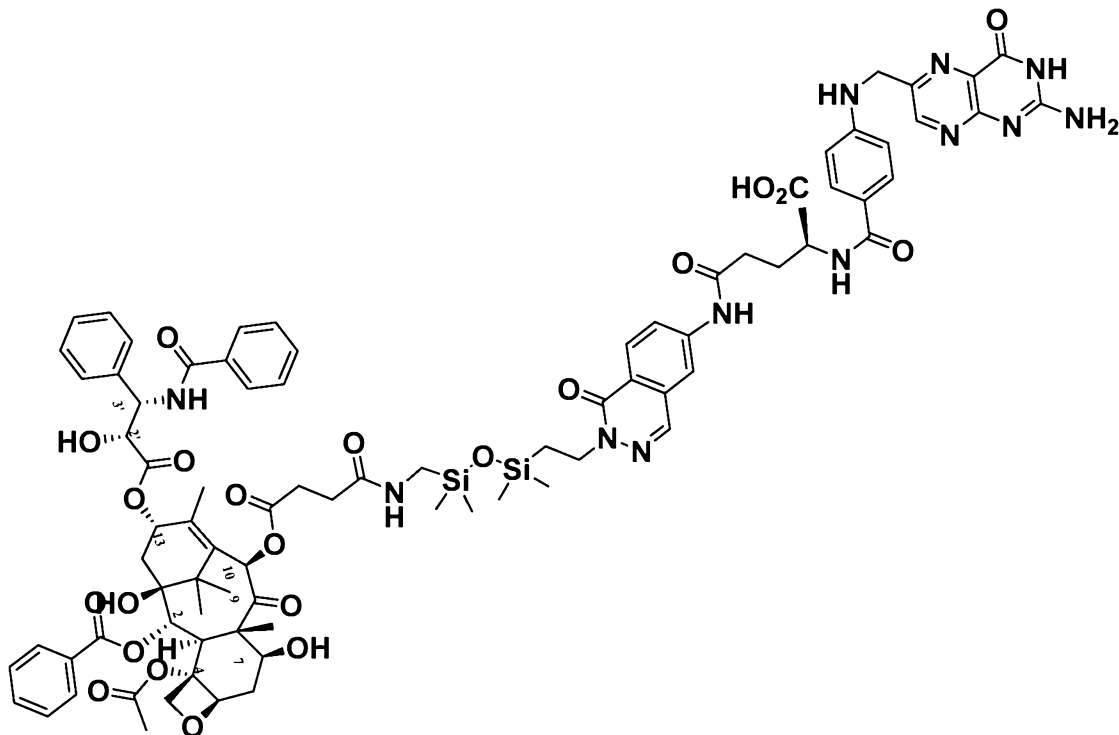
(attachment at paclitaxel C2 position)



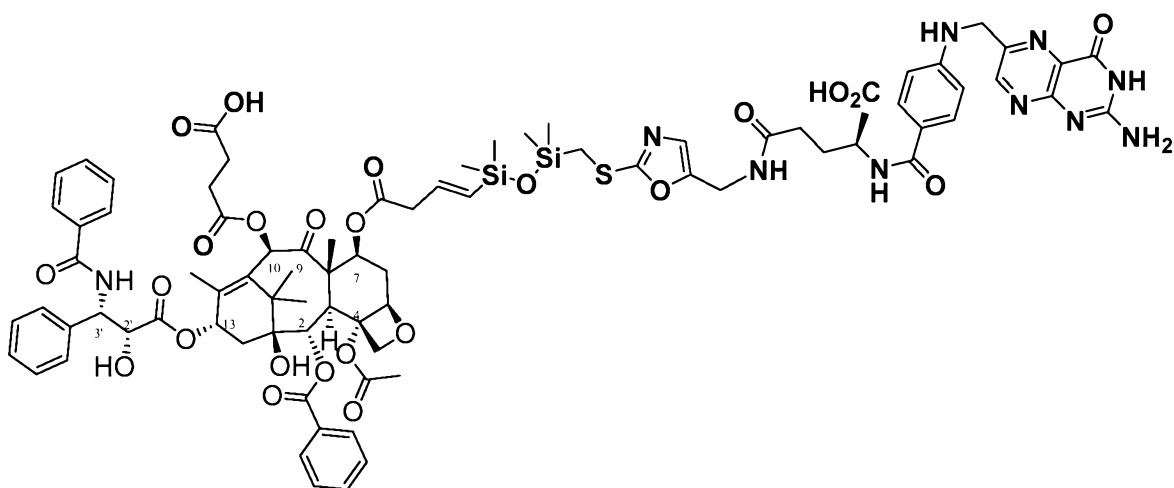
5 (attachment at paclitaxel C7 position)



(attachment at paclitaxel C3' position)



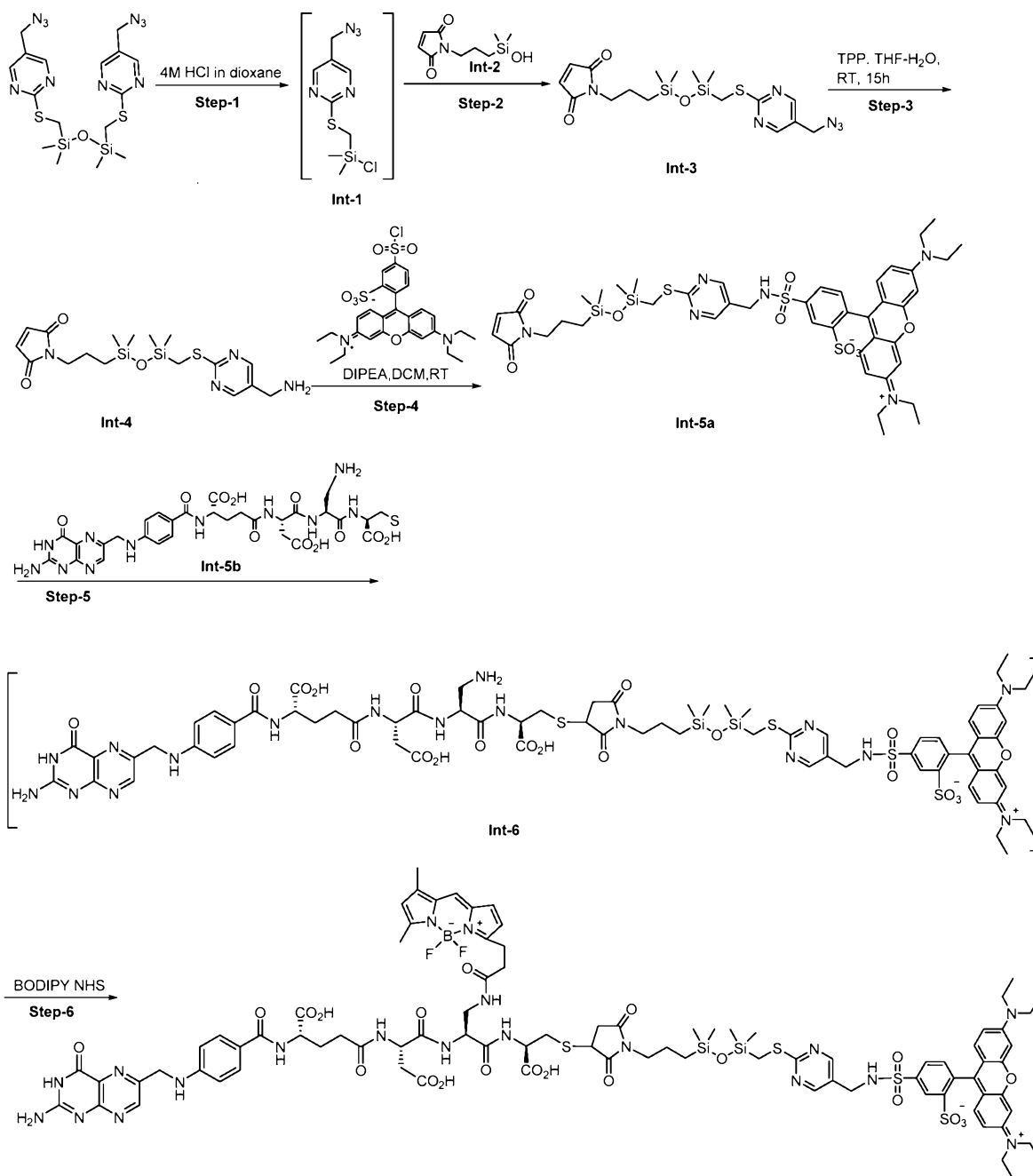
(attachment at paclitaxel C10 position)



- 5 (C10/C7 hybrid with attachment at paclitaxel C7 position and modification at paclitaxel C10 position).

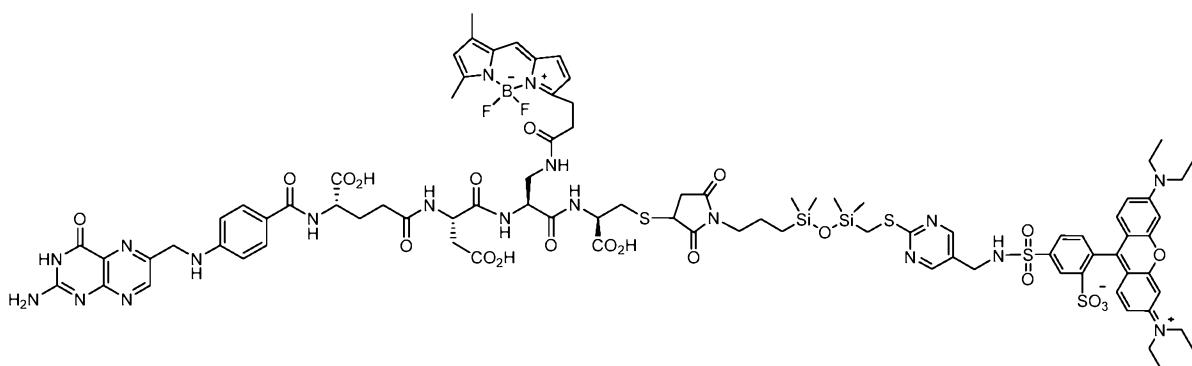
Example 51:

147



5-*N*-((2-(((3-(3-(3-(((3*S*,8*S*,11*S*,14*R*)-1-(4-(((2-amino-4-oxo-3,4-dihydropteridin-6-yl)methyl)amino)phenyl)-3,14-dicarboxy-8-(carboxymethyl)-11-((3-(5,5-difluoro-7,9-dimethyl-5*H*-4*A*1,5*A*4-dipyrrolo[1,2-*c*:2',1'-*f*][1,3,2]diazaborinin-3-yl)propanamido)methyl)-1,6,9,12-tetraoxo-2,7,10,13-tetraazapentadecan-15-yl)thio)-2,5-dioxopyrrolidin-1-yl)propyl)-1,1,3,3-tetramethyldisiloxanyl)methyl)thio)pyrimidin-5-

yl)methyl)sulfamoyl)-2-(6-(diethylamino)-3-(diethyliminio)-3H-xanthen-9-yl)benzenesulfonate:

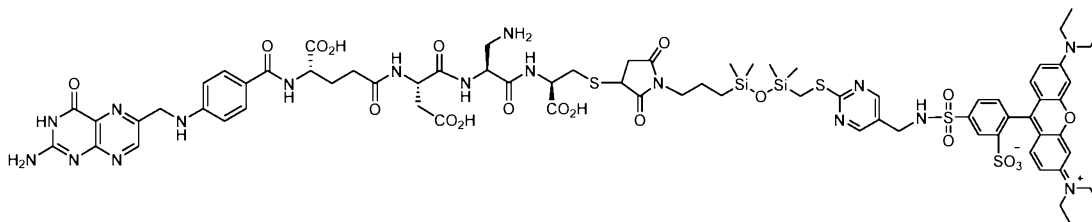


- 5 **[00196]** A solution of 5-(N-((2-(((3-(3-(3-(((3*S*,8*S*,11*S*,14*R*)-1-(4-(((2-amino-4-oxo-3,4-dihydropteridin-6-yl)methyl)amino)phenyl)-11-(aminomethyl)-3,14-dicarboxy-8-(carboxymethyl)-1,6,9,12-tetraoxo-2,7,10,13-tetraazapentadecan-15-yl)thio)-2,5-dioxopyrrolidin-1-yl)propyl)-1,1,3,3-tetramethyldisiloxanyl)methyl)thio)pyrimidin-5-yl)methyl)sulfamoyl)-2-(6-(diethylamino)-3-(diethyliminio)-3H-xanthen-9-yl)benzenesulfonate
- 10 (17.62 mg, 10.30 mmol) in DMF was added Bodipy NHS ester stirred at room temperature for 1 h. The TLC showed consumption of starting material. The reaction mixture was concentrated *in vacuo* resulting in the crude intermediate and purified by triturating in acetonitrile to afford 35mg (crude) of the title compound as violet solid. ¹H NMR (400 MHz, DMSO-*d*₆) δ = 12.98 (s, 1H), 12.45 (s, 1H), 12.28 (s, 1H), 11.38 (s, 1H), 8.62 (br. s, 1H), 8.55
- 15 (s, 1H), 8.44 (br. s, 2H), 8.26 (s, 2H), 8.20 (d, *J* = 6.36 Hz, 1H), 8.16 (d, *J* = 6.36 Hz, 1H), 8.01 (s, 2H), 7.85 (d, *J* = 7.83 Hz, 2H), 7.60-7.68 (m, 4H), 7.40 (d, *J* = 7.34 Hz, 1H), 6.85-7.06 (m, 8H), 6.61 (d, *J* = 7.34 Hz, 2H), 6.28 (d, *J* = 19.56 Hz, 2H), 4.45 (br. s, 4H), 4.25-4.38 (m, 4H), 4.13 (br. s, 2H), 3.98 (d, *J* = 16.63 Hz, 2H), 3.55-3.70 (m, 8H), 3.02-3.07 (m, 2H), 2.84-2.89 (m, 2H), 2.65 (br. s, 3H), 2.32 (d, *J* = 10.27 Hz, 4H), 2.22 (br. s, 6H), 1.82-2.11 (m, 8H), 1.42-
- 20 1.46 (m, 2H), 1.12-1.27 (m, 12H), 0.10 (br. s, 6H), 0.03 (br. s, 6H); MS (ES⁺): *m/z* = 993.40 [M+H]⁺; LCMS: *t*_R = 3.07 min.

5-(N-((2-(((3-(3-(3-(((3*S*,8*S*,11*S*,14*R*)-1-(4-(((2-amino-4-oxo-3,4-dihydropteridin-6-yl)methyl)amino)phenyl)-11-(aminomethyl)-3,14-dicarboxy-8-(carboxymethyl)-1,6,9,12-tetraoxo-2,7,10,13-tetraazapentadecan-15-yl)thio)-2,5-dioxopyrrolidin-1-yl)propyl)-1,1,3,3-tetramethyldisiloxanyl)methyl)thio)pyrimidin-5-yl)methyl)sulfamoyl)-2-(6-(diethylamino)-3-(diethyliminio)-3H-xanthen-9-yl)benzenesulfonate:

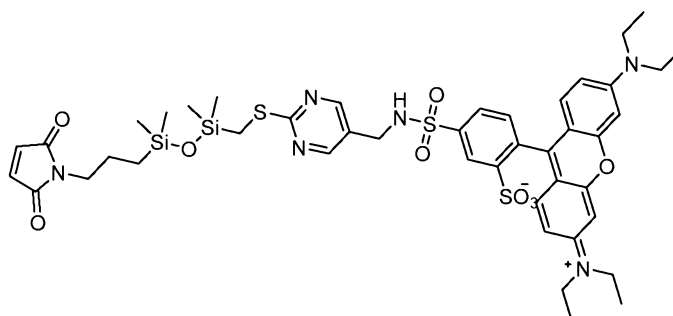
25

1,1,3,3-tetramethyldisiloxanyl)methyl)thio)pyrimidin-5-yl)methyl)sulfamoyl)-2-(6-(diethylamino)-3-(diethyliminio)-3H-xanthen-9-yl)benzenesulfonate (6):



[00197] To a solution of 2-(6-(diethylamino)-3-(diethyliminio)-3H-xanthen-9-yl)-5-(N-
 5 ((2-(((3-(3-(2,5-dioxo-2,5-dihydro-1H-pyrrol-1-yl)propyl)-1,1,3,3-tetramethyl disiloxanyl)
 methyl)thio) pyrimidin-5-yl)methyl)sulfamoyl)benzenesulfonate (10 mg, 0.01 mmol) and N5-
 ((S)-1-(((S)-3-amino-1-(((R)-1-carboxy-2-(1-sulfanyl)ethyl)amino)-1-oxopropan-2-yl)amino)-
 3-carboxy-1-oxopropan-2-yl)-N2-(4-(((2-amino-4-oxo-3,4-dihydropteridin-6-yl)methyl)amino)
 10 benzoyl)-L-glutamine (7.7 mg, 0.01 mmol) in DMF (1 mL) was added DIPEA (0.01 mL, 0.04
 mmol) at room temperature and stirred for 1 h. The reaction was monitored by LCMS (showed
 80% desired product **6**). The reaction mixture was used as such in the next step without work-
 up. MS (ES⁺): *m/z* = 857.15 [M/2+H]⁺; LCMS: *t_R* = 2.47 min.

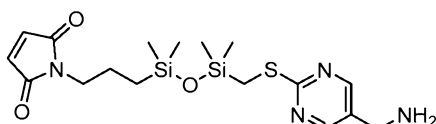
**2-(6-(Diethylamino)-3-(diethyliminio)-3H-xanthen-9-yl)-5-(N-((2-(((3-(3-(2,5-dioxo-2,5-
 15 dihydro-1H-pyrrol-1-yl)propyl)-1,1,3,3-tetramethyldisiloxanyl)methyl)thio)pyrimidin-5-
 yl)methyl)sulfamoyl)benzenesulfonate (5a):**



[00198] A solution of 1-(3-(3-(((5-(aminomethyl)pyrimidin-2-yl)thio)methyl)-1,1,3,3-
 tetramethyldisiloxanyl)propyl)-1H-pyrrole-2,5-dione (300 mg, 0.707 mmol) in THF (10 mL)
 was added DIPEA (0.24 mL, 1.41 mmol) and 5-(chlorosulfonyl)-2-(6-(diethylamino)-3-
 20 (diethyliminio)-3H-xanthen-9-yl)benzenesulfonate (408 mg, 0.707 mmol) at room temperature
 and stirred for 1 h. The completion of reaction was monitored by TLC. The reaction mixture
 was concentrated *in vacuo* resulting in the crude compound which was purified column

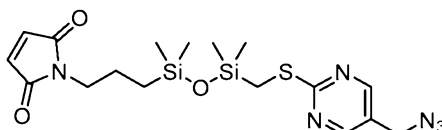
chromatography on silica gel eluting with 0-10% methanol in DCM to afford 150 mg, 22% yield of the title compound as dark pink solid. MS (ES⁺): $m/z = 965.20$ [M+H]⁺, 483.40 [M/2+H]⁺; LCMS: $t_R = 3.47$ min.

5 **1-(3-(3-(((5-(aminomethyl)pyrimidin-2-yl)thio)methyl)-1,1,3,3-tetramethyl disiloxanyl)propyl)-1H-pyrrole-2,5-dione (4):**



[00199] A solution of 1-(3-(3-(((5-(azidomethyl)pyrimidin-2-yl)thio)methyl)-1,1,3,3-tetramethyldisiloxanyl)propyl)-1H-pyrrole-2,5-dione (750 mg, 1.66 mmol) in THF: H₂O (2.25: 10 0.75 mL) was added TPP (1.3 g, 4.99 mmol) and stirred at room temperature for 10 h. The completion of reaction was monitored by TLC. The reaction mixture was concentrated *in vacuo* resulting in the crude compound which was purified by column chromatography on silica gel eluting with 0-10% methanol in DCM to afford 300 mg, 42% yield of the title compound as colorless oil. MS (ES⁺): $m/z = 424.67$ [M+H]⁺

15 **1-(3-(3-(((5-(azidomethyl)pyrimidin-2-yl)thio)methyl)-1,1,3,3-tetramethyldisiloxanyl)propyl)-1H-pyrrole-2,5-dione (3):**



[00200] A solution of 1,3-bis(((5-(azidomethyl)pyrimidin-2-yl)thio)methyl)-1,1,3,3-tetramethyldisiloxane (1 g, 2.03 mmol) in 4M HCl in dioxane (20 mL) was stirred at room 20 temperature for 1 h. The reaction mixture was concentrated *in vacuo* resulting in the crude intermediate **Int-1**. The crude intermediate Int-1 (1.1 g, 4.02 mmol) was dissolved in acetonitrile (20 mL) and was added 1-(3-(hydroxydimethylsilyl)propyl)-1H-pyrrole-2,5-dione **2** (865 mg, 4.06 mmol) was added triethyl amine (1.09 mL, 8.05 mmol) and stirred at room 25 temperature for 1h. The reaction mixture was concentrated *in vacuo* resulting in the crude compound which was purified by column chromatography on silica gel eluting with 0-40% ethyl acetate in *n*-hexane to afford 750 mg, 82% yield of the title compound as a colorless oil. MS (ES⁺): $m/z = 450.66$ [M+H]⁺.

Example 52: Imaging study demonstrating endocytosis and Si-O cleavage:

[00201] Example 51 as shown above contains a folate receptor targeting ligand, a spacer moiety, a siloxane core and two different fluorescent dyes (BODIPY and rhodamine) positioned on either side of the siloxane core. Folate receptor alpha expressing KB cells were grown in folic acid free media. The cells were incubated for 30 minutes on ice with 50nM of Example 51, washed with fresh culture medium and then incubated in media at 37° C for the desired length of time. The fate of both dyes was simultaneously monitored using confocal microscopy using Zeiss LSM 780 laser scanning microscope. Imaging studies revealed that at t = 0 the intact Example 51 was bound to the folate receptor on the cell surface as visualized by colocalization of red and green signals and overlap of fluorescent dyes on the cell surface, thereby showing Folate Receptors-specific binding of the silicon based conjugate. At t = 30 min, endocytosis of intact Example 51 into the cell was observed as visualized by BODIPY and rhodamine fluorescent signals and overlap of dyes inside the cells (i.e., inside the endosomes). At t = 30 min, cleavage of the siloxane core was observed as visualized by color separation of the two fluorescent dyes.

Example 53: Cellular data:

[00202] Washout protocol: KB cells in culture were seeded in white clear bottom 96-well tissue culture plate at a density of 5,000 cells per well in a folate free RPMI media with 10% FBS a day prior to compound addition. Cells were counted visually with a hemocytometer and diluted accordingly to obtain the desired density. Cells were allowed to incubate for 24 hours in a humidified CO₂ atmosphere in an incubator at 37° C. The spent media was aspirated and replenished with 100µL of fresh media containing a 3-fold serial dilution of compound with concentrations ranging from 0.3 to 2000 nM and with a final DMSO concentration of 0.1%. Blank wells without compound were also treated with media containing 0.1% DMSO. Cells were incubated for 2 h and washed 4 times with fresh media. The plates were incubated for an additional 70 h in an incubator at 37° C in 100uL fresh folate free RPMI. At the end of 70 h, the spent media was removed and cells were washed once with fresh media and then suspended 100 µL of PBS. 100 µL of constituted Cell titer-glo reagent was added to each well

and luminescence was recorded with a VICTOR plate reader according to manufacturers' protocol.

[00203] 72 hour incubation protocol: The CellTiter-Glo (CTG) assay (Promega) was used to measure cell viability in various different cell lines included KB cells obtained from American Type Culture Collection (ATCC). Only cells that showed greater than 95% viability were used. For this assay, 5,000 cells per well were plated in a 96-well tissue culture treated plate in RPMI 1640 medium (ThermoFisher Scientific) containing 5% FBS. Cells were allowed to settle at 37°C in a humidified CO₂ incubator for 24 hours. Cells were dosed with compound or vehicle control in duplicate for 72 hours at 37°C in a humidified CO₂ incubator. After the 72 hour dosing period, the CTG assay was performed according to the manufacturer's specifications. Luminescence was read using a Victor X5 (PerkinElmer) plate reader. Data was analyzed using Prism software and was normalized to the vehicle control.

[00204] Table 3 shows EC₅₀ values (72 h incubation protocol) for silanol based payloads.

15 **Table 3.**

Compound	EC₅₀
Example 1	~ 6 nM
Example 5	~ 0.5 nM
Example 6	~500 nM (CAP example)
Example 7	~ 56 nM
Example 13	<0.1 nM

[00205] Table 4 shows EC₅₀ values (washout protocol) of siloxane based conjugates.

Table 4.

Compound	EC₅₀
Example 24	~ 265 nM
Example 28	~ 156 nM

Example 27	~ 193 nM
Example 35	~ 8 nM (CAP example)

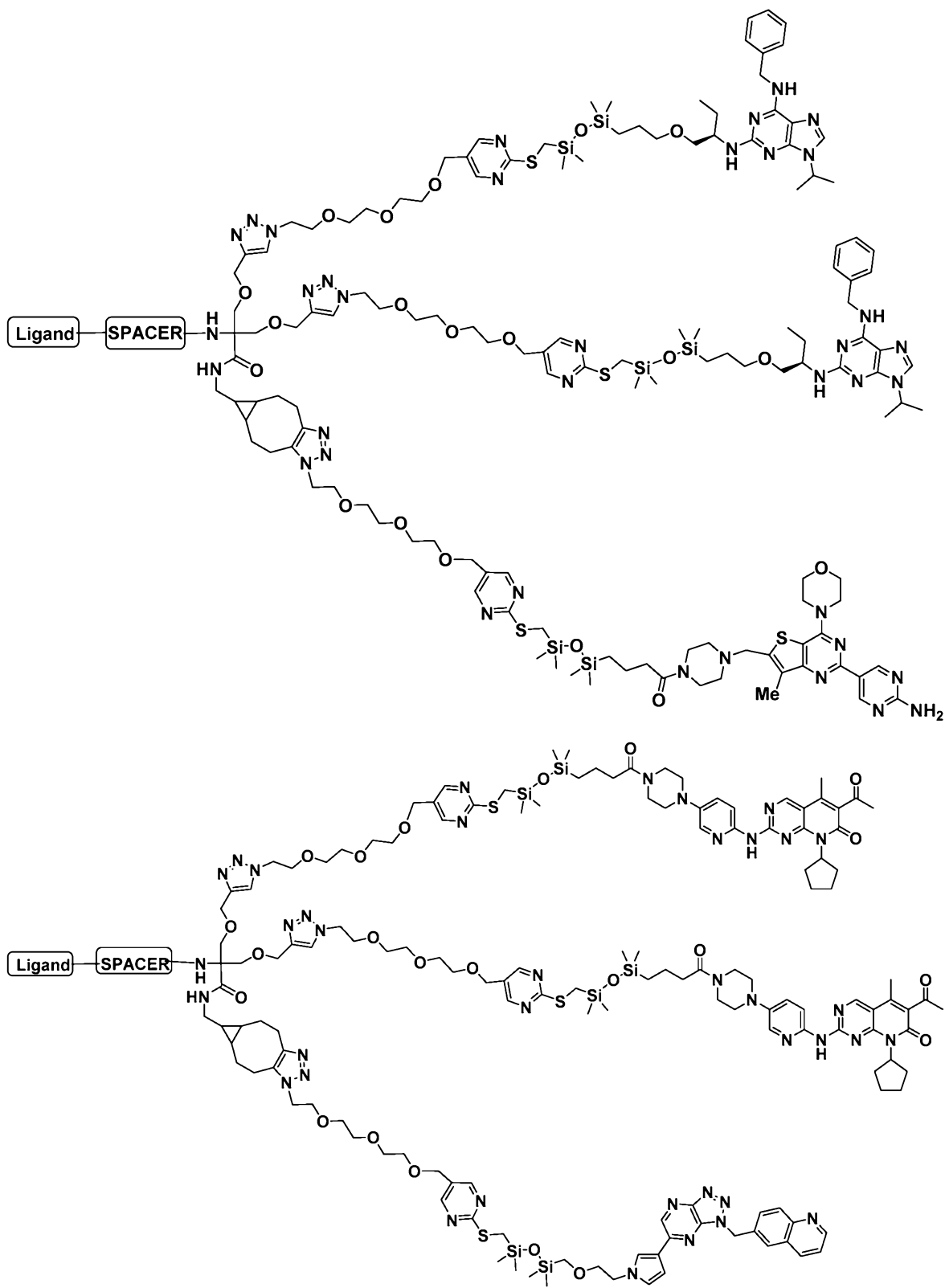
[00206] Table 5 shows percent cell kill (washout protocol) with silicon based conjugates at 48 h.

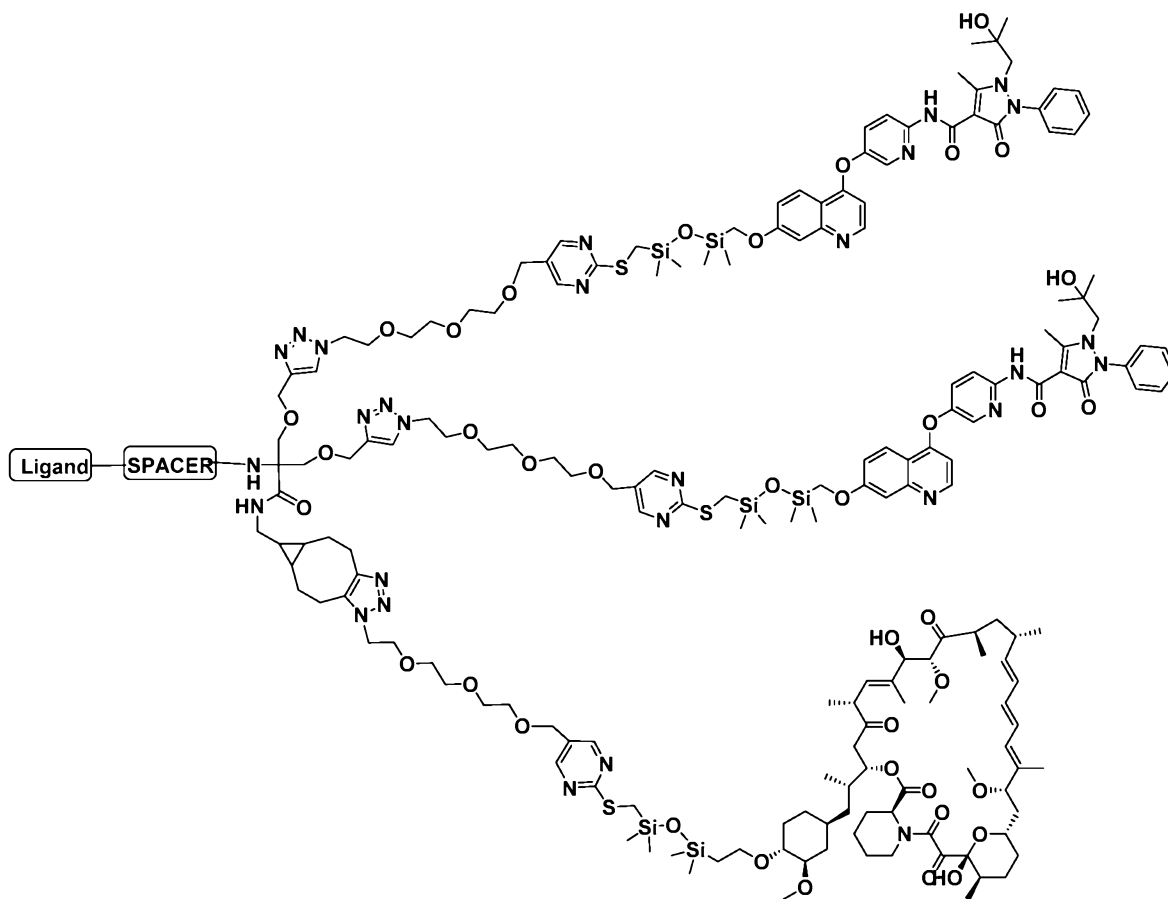
Table 5.

Compound	% Kill (48h)
Example 24	84
Example 28	86
Example 27	80

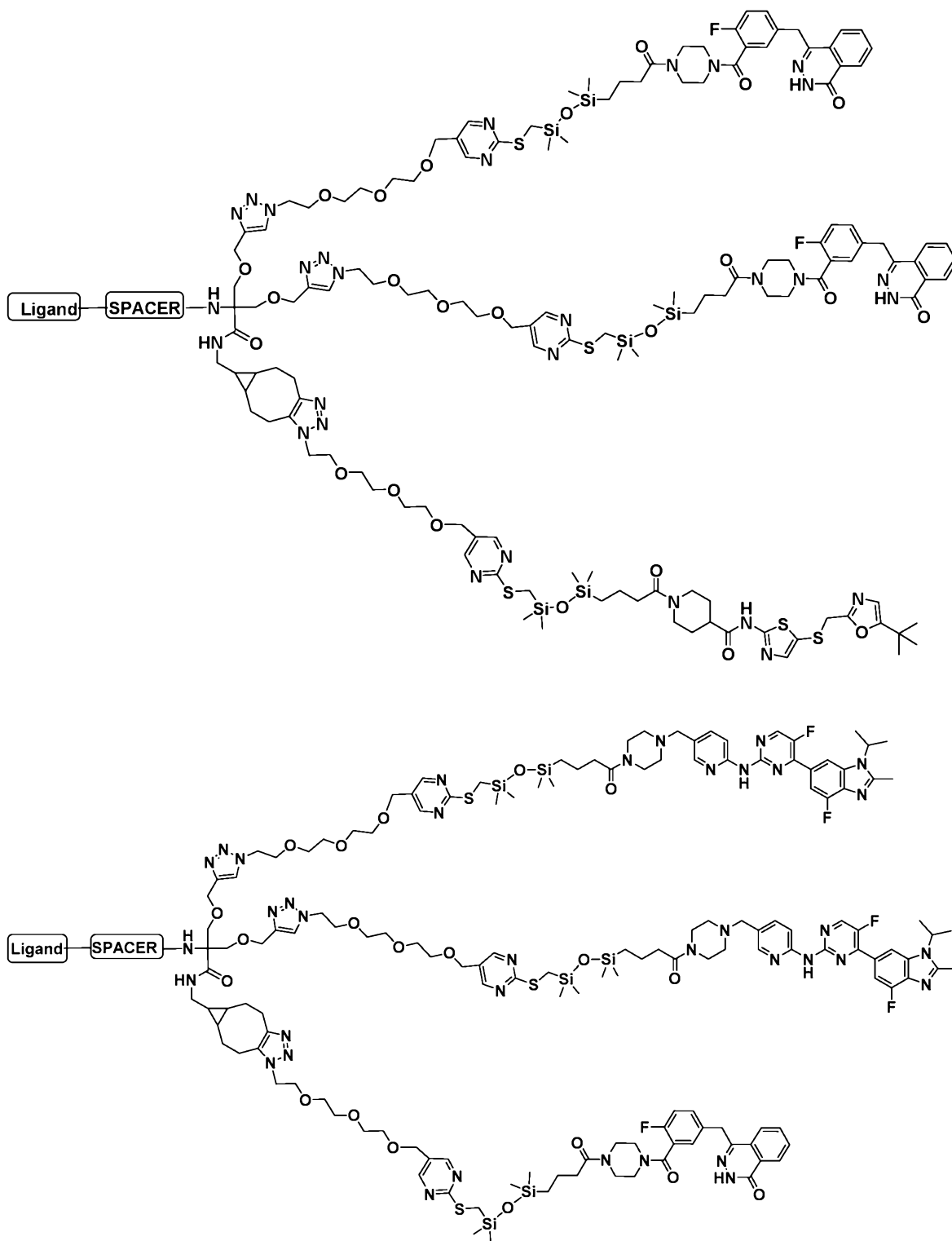
5 **Example 54: Synthetic lethal payload combinations:**

[00207] Silicon based conjugates for treating VHL clear cell renal carcinoma via delivery of synthetic lethal payload combinations include:

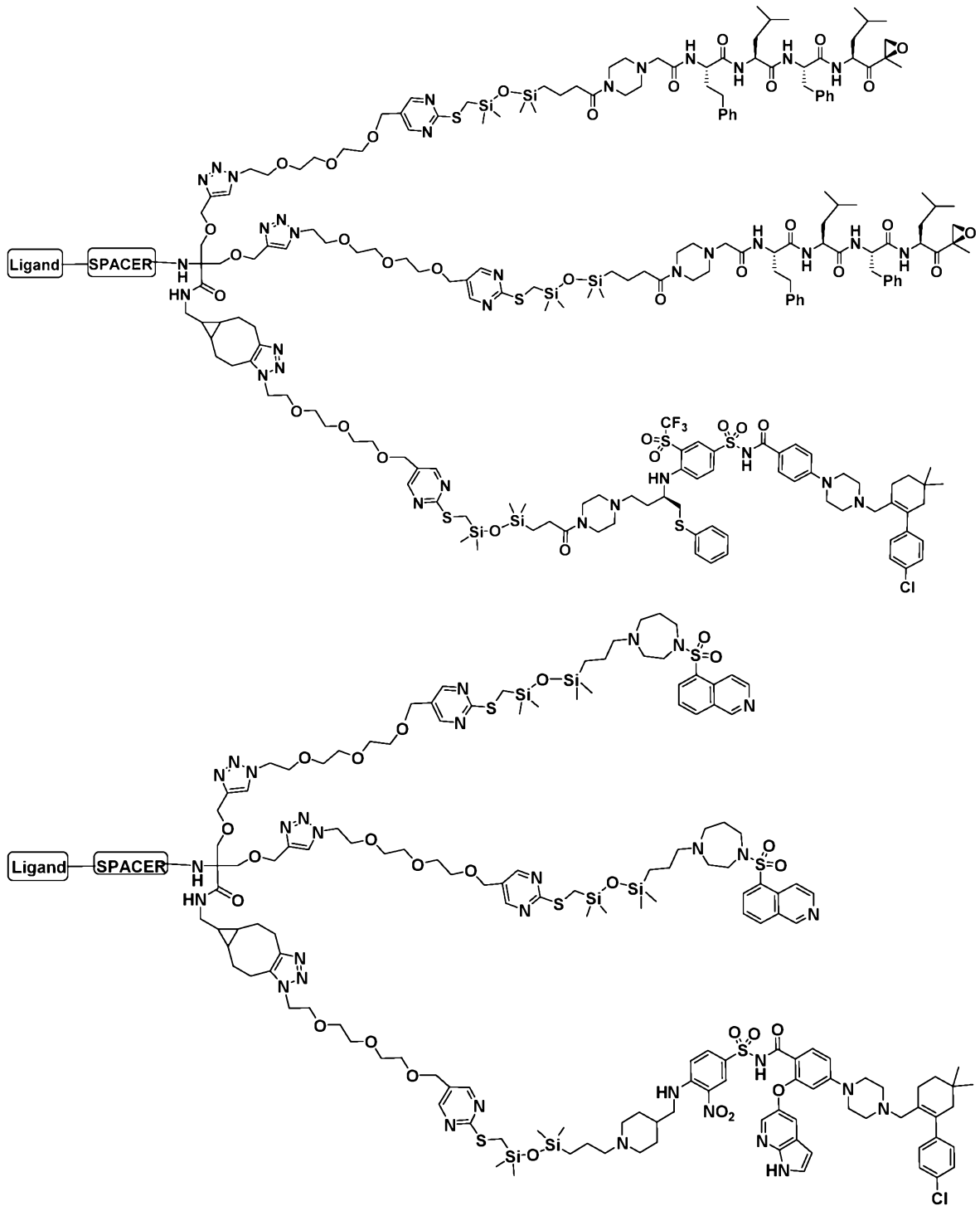




[00208] Silicon based conjugates for treating triple negative breast cancer via delivery of synthetic lethal payload combinations using folic acid as a targeting ligand include:



[00209] Silicon based conjugates for treating mutant KRAS cancers via an EGFR-targeting approach include (where it can be appreciated that L₁ defined above can include [SPACER]):



INCORPORATION BY REFERENCE

[00210] All publications and patents mentioned herein, including those items listed below, are hereby incorporated by reference in their entirety for all purposes as if each individual publication or patent was specifically and individually incorporated by reference. In
5 case of conflict, the present application, including any definitions herein, will control.

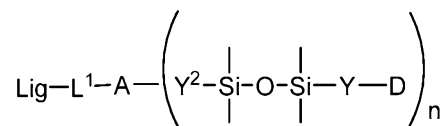
EQUIVALENTS

[00211] While specific embodiments have been discussed, the above specification is illustrative and not restrictive. Many variations will become apparent to those skilled in the art upon review of this specification. The full scope of the embodiments should be determined by
10 reference to the claims, along with their full scope of equivalents, and the specification, along with such variations.

[00212] Unless otherwise indicated, all numbers expressing quantities of ingredients, reaction conditions, and so forth used in the specification and claims are to be understood as being modified in all instances by the term "about." Accordingly, unless indicated to the
15 contrary, the numerical parameters set forth in this specification and attached claims are approximations that may vary depending upon the desired properties sought to be obtained.

What is claimed is:

- 1 1. A method of delivering a therapeutically effective amount of a silanol drug moiety to a
 2 patient in need thereof, comprising administering to the patient a drug conjugate represented
 3 by:



4
 5 wherein

6 Lig is a targeting moiety;

7 L¹ is a linker moiety;

8 A is an adaptor moiety or a bond;

9 Y² is represented by: L²² or -BO-L²²-SL-, wherein BO is a bond or is a fused
 10 biorthogonal linker moiety, L²² is a second linker moiety, and SL is an optional catalytic
 11 moiety;

12 n is 1, 2, 3, 4, 5, 6 or 7;

13 Y is a divalent spacer moiety; and

14 D, for each occurrence, is a drug moiety that effects a target cell or tissue.

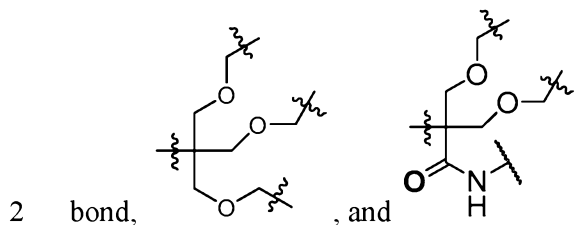
- 1 2. The method of claim 2, wherein the drug conjugate releases the silanol drug moiety in a pH
 2 dependent fashion.

- 1 3. The method of claim 1 or 2, wherein the silanol drug moiety is represented by:

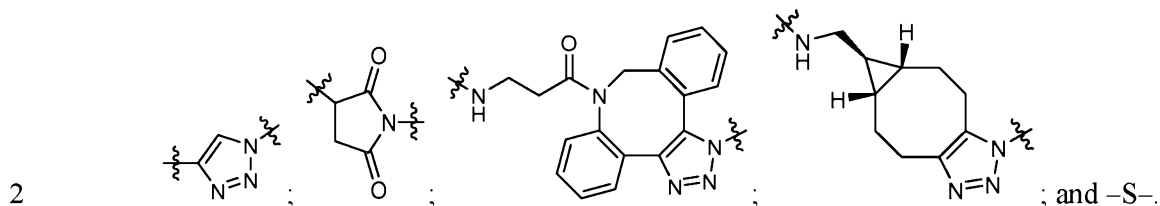


- 1 4. The method of any one of claims 1-3, wherein SL is chosen to release the silanol drug
 2 moiety from the conjugated at pH less than about 7 or greater than about 7.5 at 25 °C or 37 °C.

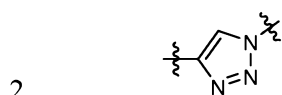
- 1 5. The method of any one of claims 1-4, wherein A selected from the group consisting of a



1 6. The method of any one of claims 1-5, wherein BO is selected from the group consisting of:



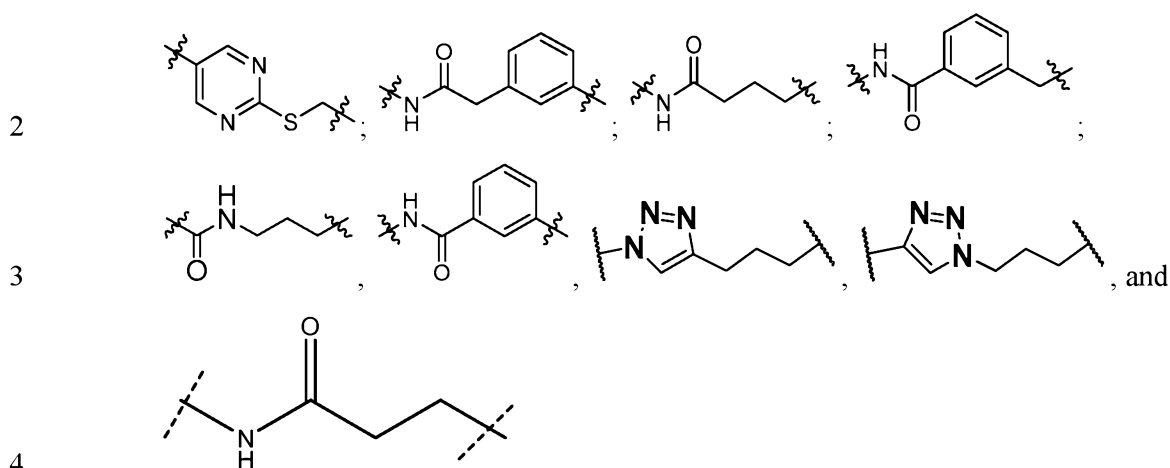
1 7. The method of any one of claims 1-6, wherein BO is:



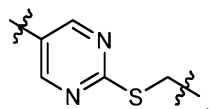
1 8. The method of any one of claims 1-7, wherein L²² is selected from the group consisting of: -
2 (CH₂-CH₂-O)_s-, -(OCH₂-CH₂)_s-, -(CH₂-CH₂-O)_s-(CH₂)_i-, -(CH₂)_i-(OCH₂-CH₂)_s-, and C₁-
3 ₆alkylene; wherein s is 0 to 10 for each occurrence; and i is 1, 2, or 3.

1 9. The method of any one of claims 1-8, wherein SL is selected from the group consisting of -
2 NR^Y-C(O)-(CH₂)_j-phenyl-(CH₂)_q- (wherein R^Y is hydrogen or C₁₋₃alkyl; j is 0, 1, 2, 3 or 4; and
3 q is 0, 1 or 2); 5-6 membered heteroaryl-S-(CH₂)_p- (wherein p is 0, 1, 2, or 3), a bond, and -
4 NR^Y-C(O)-C₁₋₄alkylene (wherein R^Y is hydrogen or C₁₋₃alkyl).

1 10. The method of any one of claims 1-9, wherein SL is selected from the group consisting of:



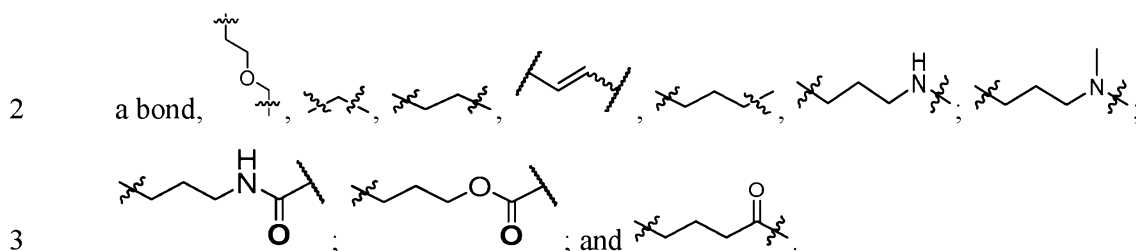
1 11. The method of any one of claims 1-10, wherein SL is:



2

1 12. The method of any one of claims 1-11, wherein Y is selected from the group consisting of
 2 a bond, C₁₋₄alkylene, C₁₋₄alkylene-NR^Y-, C₁₋₄alkylene-C(O)-, and C₁₋₄alkylene-C(O)-NR^Y-,
 3 wherein R^Y is hydrogen or C₁₋₃alkyl.

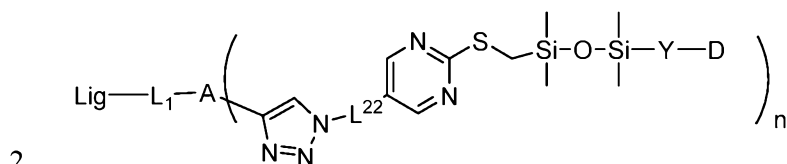
1 13. The method of any one of claims 1-12, wherein Y is selected from the group consisting of:



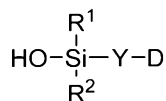
1 14. The method of any one of claims 1-13, wherein L¹ is C₁₋₃₀alkylene; wherein one, two,
 2 three, four, five, six, seven or eight methylene units of L¹ are optionally and independently
 3 replaced by a substituent each selected from the group consisting of phenyl, heteroaryl, -
 4 N(R^{1Y})-, -C(O)N(R^{1Y})-, -N(R^{1Y})C(O)-, -O-, (-O-CH₂-CH₂)_s-, and (CH₂-CH₂-O)_s-, wherein s
 5 is an integer from 3-10; and R^{1Y} is independently selected for each occurrence from the group
 6 consisting of hydrogen and C₁₋₃alkyl.

1 15. The method of any one of claims 1-14, wherein D is selected from the group consisting of
 2 a vinca alkaloid, an auristatin, maytansine, a pyrrolobenzodiazepine dimer, a camptothecin,
 3 SN38, a PARP inhibitor, salinomycin, a kinase inhibitor, siRNA, and a nuclear hormone
 4 regulator.

1 16. The method of any one of claims 1-15, wherein the drug conjugate is represented by:



1 17. A silanol based therapeutic payload represented by the formula:



2

3 and pharmaceutically acceptable salts, cocrystals, stereoisomers, metabolites, tautomers,
4 solvates, and hydrates thereof, wherein:

5 D is a drug moiety capable of effecting a target cell or tissue;

6 Y is a divalent spacer moiety selected from the group consisting of a bond and C₁-
7 ₂₀alkylene, wherein one, two, three or four methylene units of C₁₋₂₀alkylene are optionally and
8 independently replaced by C₃₋₈cycloalkylene, C₂₋₁₀alkenylene, C₂₋₁₀alkynylene, aryl,
9 spirocyclic, heteroaryl, -NR^{1Y}-, -N(R^{1Y})C(O)-, -C(O)N(R^{1Y})-, -O-, -C(O)-, -OC(O)-, -C(O)O-, -
10 S-, -SO-, -SO₂-, -C(=S)-, -C(=NR^{1Y})-, -NR^{1Y}-C₁₋₁₅alkyl-NR^{1Y}-C(O)-; -(CH₂-CH₂-O)_s-, -(O-
11 CH₂-CH₂)_s-, -NR^{1Y}-(CH₂-CH₂-O)_s-C₁₋₆alkyl-NR^{1Y}-C(O)-; -(O-CH₂-CH₂)_s-NR^{1Y}-C(O)-; -S-C₀-
12 ₆alkyl-; -NR^{1Y}-C₁₋₆alkyl-; -N(C₁₋₃alkyl)-C₁₋₆alkyl-NH-C(O)-; -NH-C₁₋₆alkyl-N(C₁₋₃alkyl)-C(O)-
13 ; -SO₂-NR^{1Y}-C₀₋₆alkyl-; -N(R^{1Y})SO₂-C₀₋₆alkyl-; -SO₂-heterocyclyl-C₀₋₆alkyl-; -heterocyclyl-
14 C(O)-; -heterocyclyl-C₀₋₆alkyl-NR^{1Y}-C(O)-; -NR^{1Y}-C₀₋₆alkylene-heterocyclyl-C(O)-; -O-C₁-
15 ₆alkylene-C(O)-; -O-C₁₋₁₅alkylene-NR^{1Y}-C(O)-; and -O-C₁₋₁₅alkylene-C(O)-NR^{1Y}-; -O-C₁-
16 ₆alkylene-; wherein Y is optionally substituted;

17 wherein, independently for each occurrence, R^{1Y} is selected from the group consisting
18 of H, C₁₋₆alkyl, cycloalkyl, haloalkyl, halocycloalkyl, heteroalkyl, heterocycloalkyl,
19 heterohaloalkyl, heterohalocycloalkyl, aryl, biaryl, heteroaryl, heterobiaryl, mono or bicyclic
20 heterocyclic, wherein the cycloalkyl, haloalkyl, halocycloalkyl, heteroalkyl, heterocycloalkyl,
21 heterohaloalkyl, heterohalocycloalkyl, aryl, biaryl, heteroaryl, heterobiaryl, mono or bicyclic
22 heterocyclic are optionally substituted with one or more substituents selected from -COOH,
23 carbonyl, oxime, hydrazide, hydrazone, urea, thiourea, amidine, guanidine, sulfonamide,
24 acylsulfonamide, and sulfonyl amide;

25 s is an integer from 1-15;

26 R¹ and R² are each selected independently from the group consisting of -OH, C₁₋₆alkyl, -
27 O-C₁₋₆alkyl, C₂₋₆alkenyl, C₂₋₆alkynyl, C₃₋₆cycloalkyl, -C₁₋₆alkyl-NR^aR^b, phenyl, heterocyclyl,
28 and heteroaryl; wherein C₁₋₆alkyl, -O-C₁₋₆alkyl, C₂₋₆alkenyl, C₂₋₆alkynyl, C₃₋₆cycloalkyl, -C₁-
29 ₆alkyl-NR^aR^b, phenyl, heterocyclyl, and heteroaryl are optionally substituted by one or more
30 substituents selected from the group consisting of halogen, cyano, hydroxyl, amino, -NH(C₁-

31 ₆alkyl), -N(C₁₋₆alkyl)₂, oxo, -COOH, -C(O)O-C₁₋₆alkyl, -O-C(O)-C₁₋₆alkyl, -NHC(O)C₁₋₆alkyl,
32 -C(O)NH₂, -C(O)NHC₁₋₆alkyl, -C(O)N(C₁₋₆alkyl)₂, -NHC(O)CF₃, -PO₃H, -OPO₃H, -C(O)-
33 NR^a-SO₂-C₁₋₆alkyl, -SO₃H, -SO₂-NR^aR^b, -NR^a-SO₂-C₁₋₆alkyl, and -SO₂-NR^a-C₁₋₆alkyl;

34 or any pairwise combination of R¹, R², Y, and D may, independently, together with the
35 atoms to which they are attached, each form a 4-10 membered carbocyclic or heterocyclic or
36 spirocyclic ring, wherein the 4-10 membered heterocyclic ring may optionally contain one or
37 more additional heteroatoms selected from O, S, SO, SO₂, or N; wherein the 4-10 membered
38 carbocyclic or heterocyclic ring is optionally substituted; each ring formed may optionally be
39 fused to another through a single shared atom or single shared bond; and

40 R^a and R^b are independently selected, for each occurrence, from the group consisting of
41 hydrogen, C₁₋₆alkyl, C₂₋₆alkenyl, and phenyl; wherein C₁₋₆alkyl, C₂₋₆alkenyl, and phenyl may be
42 optionally substituted; or R^a and R^b, together with the nitrogen to which they are attached, form
43 a 4-8 membered heterocyclic ring, optionally containing an additional heteroatom selected from
44 O, S, SO, SO₂, or N; wherein the 4-8 membered heterocyclic ring is optionally substituted.

1 18. The silanol based payload of claim 17, wherein R¹ and R² may be the same or different.

1 19. The silanol based payload of claim 17 or 18, wherein R¹ and R² are each independently
2 selected from C₁₋₆alkyl.

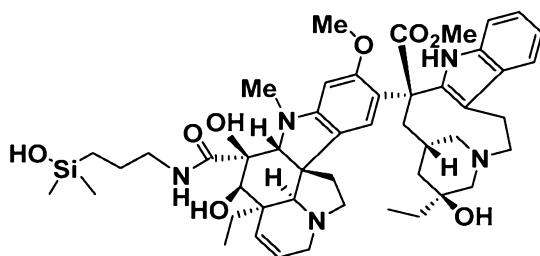
1 20. The silanol based payload of claim 19, wherein R¹ and R² are methyl.

1 21. The silanol based payload of any one of claims 17-20, wherein the payload is capable of
2 binding to an intracellular biomolecular target.

1 22. The silanol based payload of any one of claims 17-21, wherein the payload is a silanol
2 based analog of a disease-modifying agent selected from the group consisting of cytotoxic
3 agents, metabolic modulators, anti-inflammatory agents, anti-viral agents, anti-infectious
4 agents, antigens, siRNA, mRNA, and miRNA.

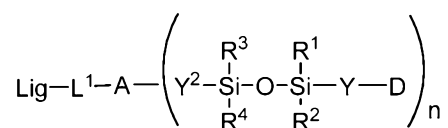
1 23. The silanol based payload of any one of claims 17-22, wherein the payload is represented
2 by:

164



3

1 24. A method of delivering the silanol based payload of any one of claims 17-23 to a cell or to
 2 a tissue, comprising contacting the cell or tissue with a drug conjugate represented by:



3

4 wherein

5 Lig is a targeting moiety;

6 L¹ is a linker moiety;

7 A is an adaptor moiety or a bond;

8 Y² is represented by L²² or -BO-L²²-SL-, wherein BO is a bond or is a fused
 9 biorthogonal linker moiety, L²² is a second linker moiety, and SL is an optional catalytic
 10 moiety;

11 R¹, R², R³ and R⁴ are each independently selected from C₁₋₆alkyl;

12 n is 1, 2, 3, 4, 5, 6 or 7;

13 Y is the divalent spacer moiety; and

14 D, for each occurrence, is a drug moiety.