



US00D358515S

United States Patent [19]

[11] Patent Number: **Des. 358,515**

Adat et al.

[45] Date of Patent: **** May 23, 1995**

[54] **ADJUSTABLE BACKREST**

[75] Inventors: **Riyaz Adat**, 29 Overbrook Crescent, Don Mills, Ontario, Canada, M3A 1W1; **Kevin Mar**, Toronto, Canada; **Craig Pirie**, Toronto, Canada; **Tim Poupore**, Toronto, Canada

5,286,083 2/1994 Mattison 297/230.12
 5,314,235 5/1994 Johnson 297/284.5
 5,344,211 9/1994 Adat et al. 297/230.14

Primary Examiner—Janice E. Seeger
Attorney, Agent, or Firm—Sim & McBurney

[73] Assignee: **Riyaz Adat**, Toronto, Canada

[**] Term: **14 Years**

[57] CLAIM

The ornamental design for an adjustable backrest, as shown and described.

[21] Appl. No.: **17,798**

DESCRIPTION

[22] Filed: **Jan. 24, 1994**

[30] Foreign Application Priority Data

Jan. 13, 1995 [CA] Canada 1994-0066

[52] U.S. Cl. **D6/502**

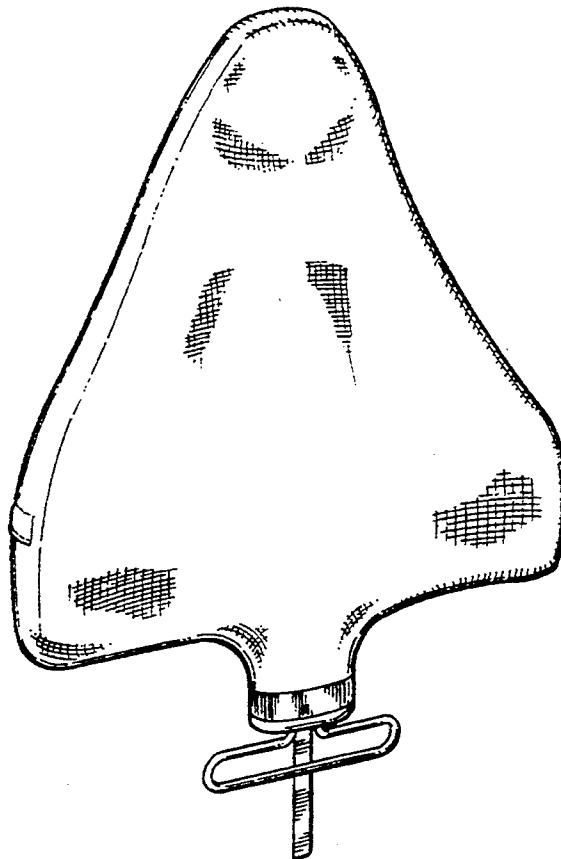
[58] Field of Search D6/500-502,
 D6/375, 380; 297/230.12, 230.14, 284.4, 284.5,
 284.9, 284.7

FIG. 1 is a top, front and left perspective view of the backrest according to our design;
 FIG. 2 is a top, rear and left perspective view of the backrest according to our design;
 FIG. 3 is a front view of the backrest according to our design;
 FIG. 4 is a rear view of the backrest according to our design;
 FIG. 5 is a left side view of the backrest according to our design, the right side view being a mirror image of the left side view;
 FIG. 6 is a top view of the backrest according to our design; and,
 FIG. 7 is a bottom view of the backrest according to our design.

[56] References Cited

U.S. PATENT DOCUMENTS

D. 214,119 5/1969 Worley D6/502
 4,502,728 3/1985 Sheldon et al. 297/230.14 X
 4,535,495 8/1985 Oldfield 297/230.12 X



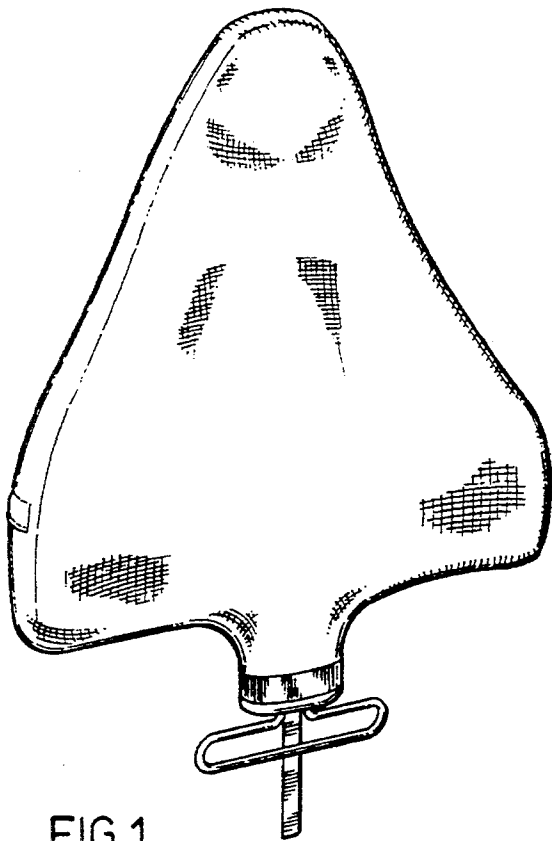


FIG. 1.

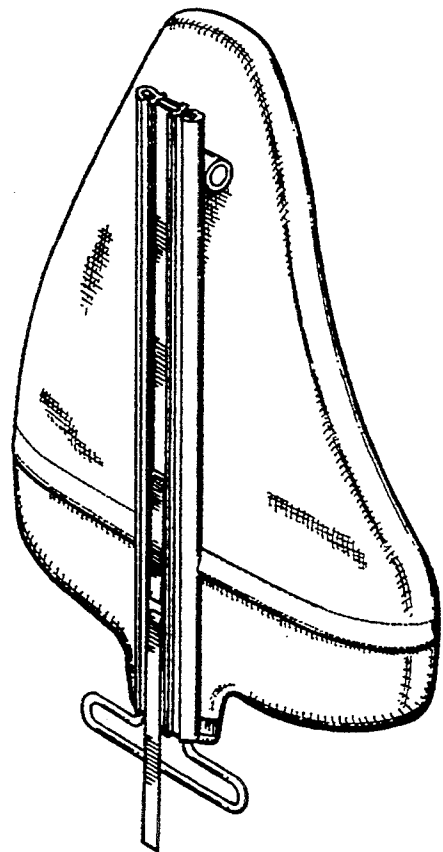


FIG. 2.

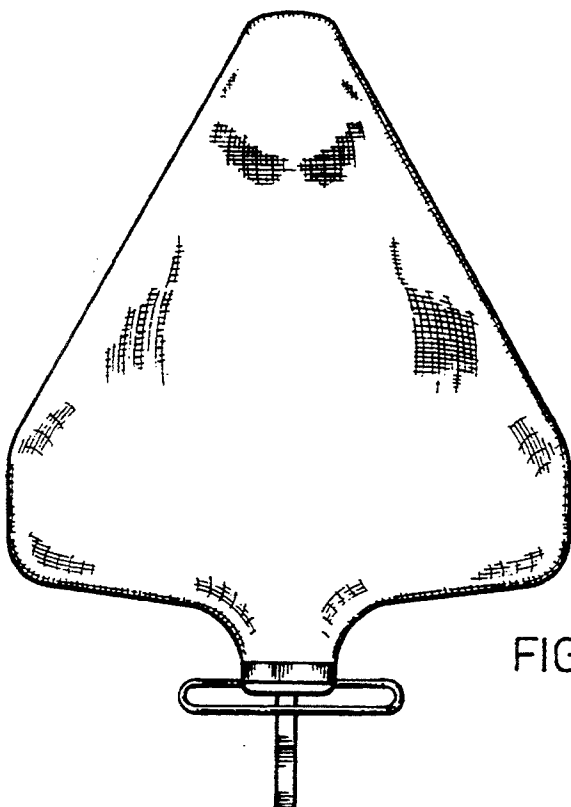


FIG. 3.

FIG. 4.

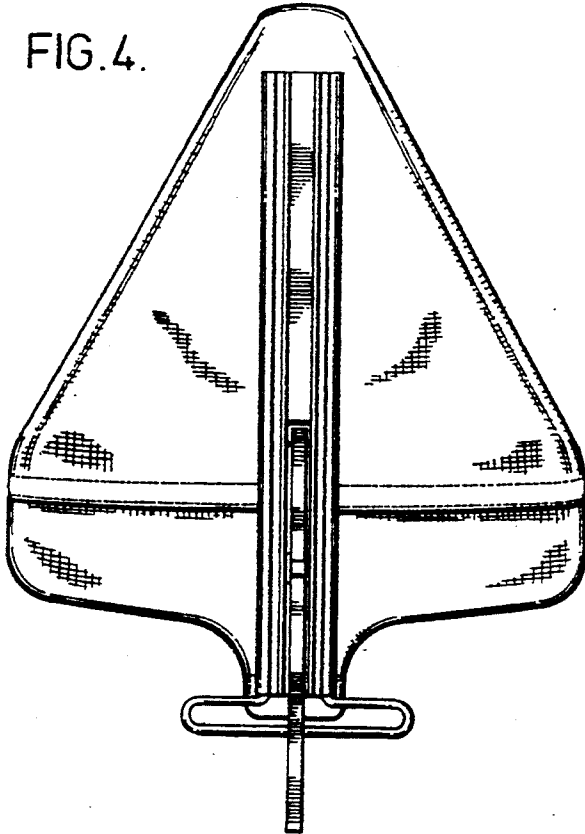


FIG. 5.

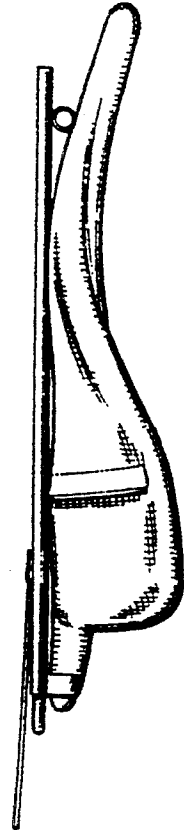


FIG. 6.

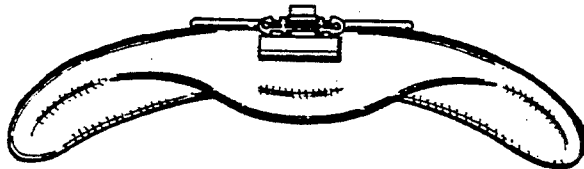


FIG. 7.

