



US00D850142S

(12) **United States Design Patent**
King et al.

(10) **Patent No.:** **US D850,142 S**
(45) **Date of Patent:** **** Jun. 4, 2019**

(54) **ARTICLE OF FURNITURE**

(71) Applicant: **King Furniture Australia Pty Ltd.,**
Turrella (AU)

(72) Inventors: **David King,** Turrella (AU); **Ryan**
Lawson, Turrella (AU); **Tanya**
Rechberger, Turrella (AU); **Anuj**
Dhawan, Turrella (AU)

(73) Assignee: **King Furniture Australia Pty Ltd.,**
Turrella (AU)

(**) Term: **15 Years**

(21) Appl. No.: **29/640,945**

(22) Filed: **Mar. 19, 2018**

Related U.S. Application Data

(62) Division of application No. 29/553,406, filed on Feb.
1, 2016, now Pat. No. Des. 816,366.

Foreign Application Priority Data

Jul. 30, 2015 (AU) 201513847
Jul. 31, 2015 (AU) 201513871
Jul. 31, 2015 (AU) 201513875
Jul. 31, 2015 (AU) 201513876
Jul. 31, 2015 (AU) 201513894
Jul. 31, 2015 (AU) 201513900

(51) **LOC (11) Cl.** **06-01**

(52) **U.S. Cl.**
USPC **D6/381**

(58) **Field of Classification Search**
USPC D6/334, 335, 336, 360, 361, 367, 368,
D6/371-375, 379-381, 716, 716.1-716.8
CPC A47C 17/00; A47C 17/02; A47C 17/04;
A47C 17/045; A47C 17/12; A47C 17/175
See application file for complete search history.

(56) **References Cited**

U.S. PATENT DOCUMENTS

D94,831 S	3/1935	Granovsky	
D240,096 S *	6/1976	Haggstam et al.	D6/373
D247,335 S *	2/1978	Dranger	D6/381
D289,831 S *	5/1987	Leib	D6/334
D327,174 S *	6/1992	Hopfer	D6/334
5,137,332 A *	8/1992	Gualtierotti	A47C 1/023 297/440.15
D335,035 S *	4/1993	Floyd	D30/118
D400,364 S *	11/1998	Hutton	D6/361
D422,156 S	4/2000	Black	
D424,316 S	5/2000	Natuzzi et al.	
D484,327 S	12/2003	Ricci	
D484,712 S *	1/2004	Gomez	D6/377
D484,713 S	1/2004	Gomez	
D487,984 S *	4/2004	Natuzzi	D6/361
D498,064 S *	11/2004	Gomez	D6/334
6,824,220 B1 *	11/2004	Davison	A47C 13/005 297/233

(Continued)

Primary Examiner — Deanna L Pratt

(74) *Attorney, Agent, or Firm* — Banner & Witcoff, Ltd.

(57) **CLAIM**

The ornamental design for an article of furniture, as shown
and described.

DESCRIPTION

FIG. 1 is a top view of an article of furniture showing our
new design;

FIG. 2 is a rear view from the front thereof;

FIG. 3 is a perspective view from the front thereof;

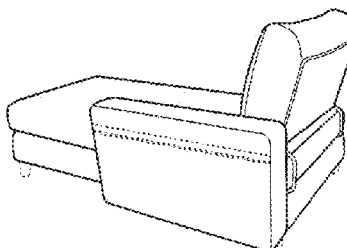
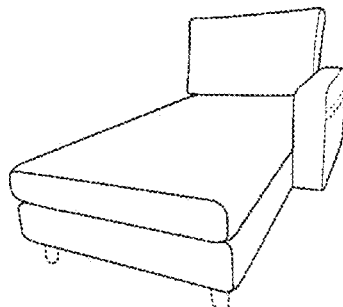
FIG. 4 is a front view thereof;

FIG. 5 is a perspective view from the rear thereof;

FIG. 6 is a left side view thereof; and,

FIG. 7 is a right side view thereof.

(Continued)



The broken lines in the drawings illustrate portions of the article of furniture that form no part of the claimed design.

1 Claim, 1 Drawing Sheet

(56)

References Cited

U.S. PATENT DOCUMENTS

D499,263	S	12/2004	Ricci	
D551,463	S	9/2007	Natuzzi	
D585,200	S *	1/2009	Lissoni	D6/334
D590,165	S	4/2009	Natuzzi	
D590,166	S	4/2009	Natuzzi	
D590,171	S	4/2009	Natuzzi	
D609,034	S *	2/2010	Lissoni	D6/716
D629,221	S *	12/2010	Starck	D6/334
D660,029	S *	5/2012	Nguyen	D6/361
D660,043	S *	5/2012	Nguyen	D6/369
D662,337	S	6/2012	Arko et al.	
D666,847	S	9/2012	Metcalf et al.	
D801,720	S *	11/2017	Morrison	D6/381
D806,418	S *	1/2018	Contreras	D6/361
D806,419	S *	1/2018	Contreras	D6/361
D806,421	S *	1/2018	Contreras	D6/361
D816,366	S *	5/2018	King	D6/381
D826,589	S *	8/2018	Natuzzi	D6/381
2013/0341992	A1	12/2013	King et al.	
2017/0303690	A1 *	10/2017	King	A47C 15/002

* cited by examiner

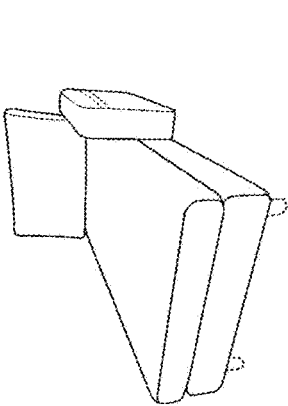


FIG. 3

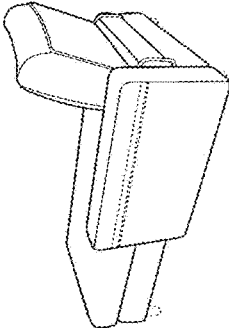


FIG. 5

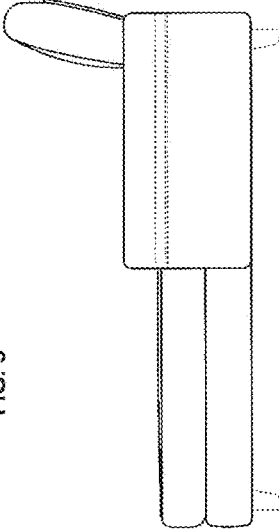


FIG. 7

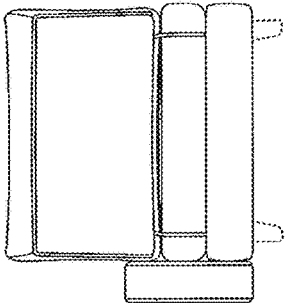


FIG. 2

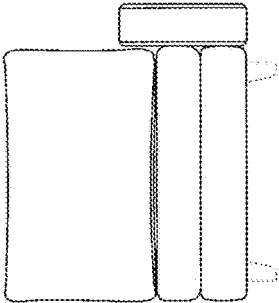


FIG. 4

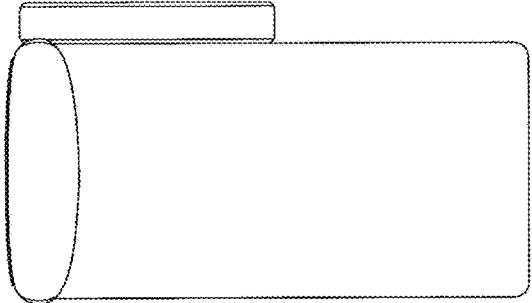


FIG. 1

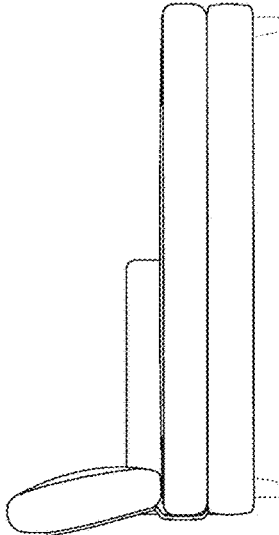


FIG. 6