



US00D448918B1

(12) **United States Design Patent**
Hoyt et al.

(10) **Patent No.:** **US D448,918 S**

(45) **Date of Patent:** **** Oct. 9, 2001**

(54) **SHOE**

D. 416,667 * 11/1999 Lamstein D2/916

(75) Inventors: **David Hoyt; Gary Aldcroft**, both of
Gardena, CA (US)

D. 428,240 * 7/2000 Hoyt et al. D2/916

D. 434,549 * 12/2000 Solaroli D2/953

* cited by examiner

(73) Assignee: **Principle Plastics**, Gardena, CA (US)

Primary Examiner—Louis S. Zarfes

Assistant Examiner—Gregory Andoll

(**) Term: **14 Years**

(74) *Attorney, Agent, or Firm*—James E. Brunton

(21) Appl. No.: **29/135,110**

(57) **CLAIM**

(22) Filed: **Jan. 5, 2001**

The ornamental design for shoe, as shown.

(51) **LOC (7) Cl.** **02-04**

DESCRIPTION

(52) **U.S. Cl.** **D2/919; D2/916; D2/927**

FIG. 1 is a perspective view of a shoe showing my new design;

(58) **Field of Search** D2/897, 909, 916-942,
D2/947, 951, 953, 961, 969; 36/11.5, 83-87,
100, 7.5, 7.7, 7.1 R, 9 A, 126-131, 8.1-8.4,
50.1, 102

FIG. 2 is a right side view thereof;

FIG. 3 is a left side view thereof;

FIG. 4 is a front view thereof;

FIG. 5 is a rear view thereof;

FIG. 6 is a top plan view thereof; and,

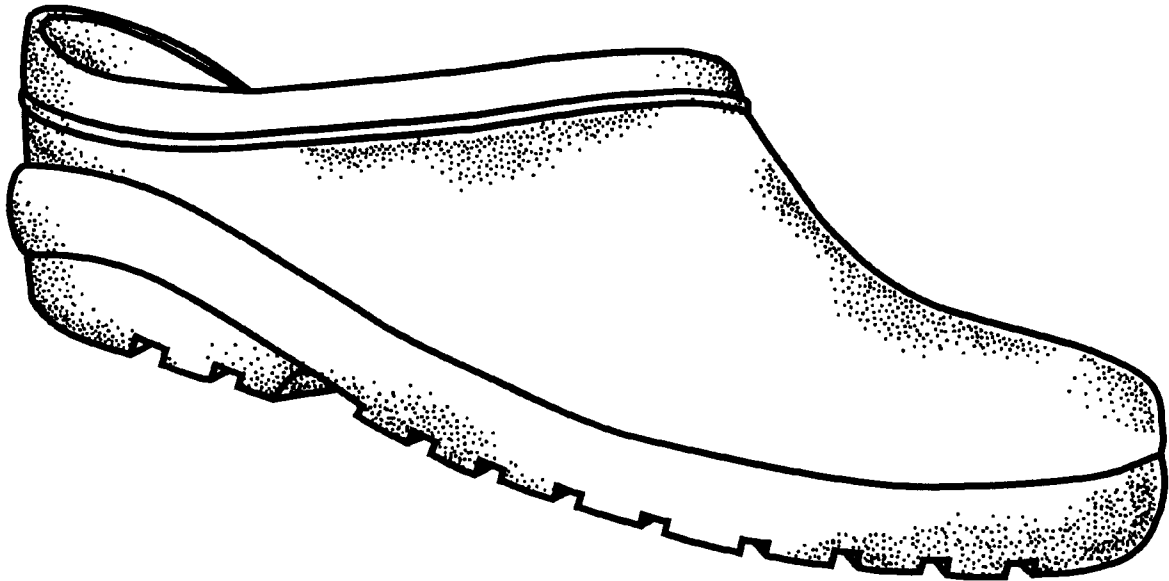
FIG. 7 is a bottom plan view thereof.

(56) **References Cited**

U.S. PATENT DOCUMENTS

D. 155,956 * 11/1949 Wood D2/969

1 Claim, 4 Drawing Sheets



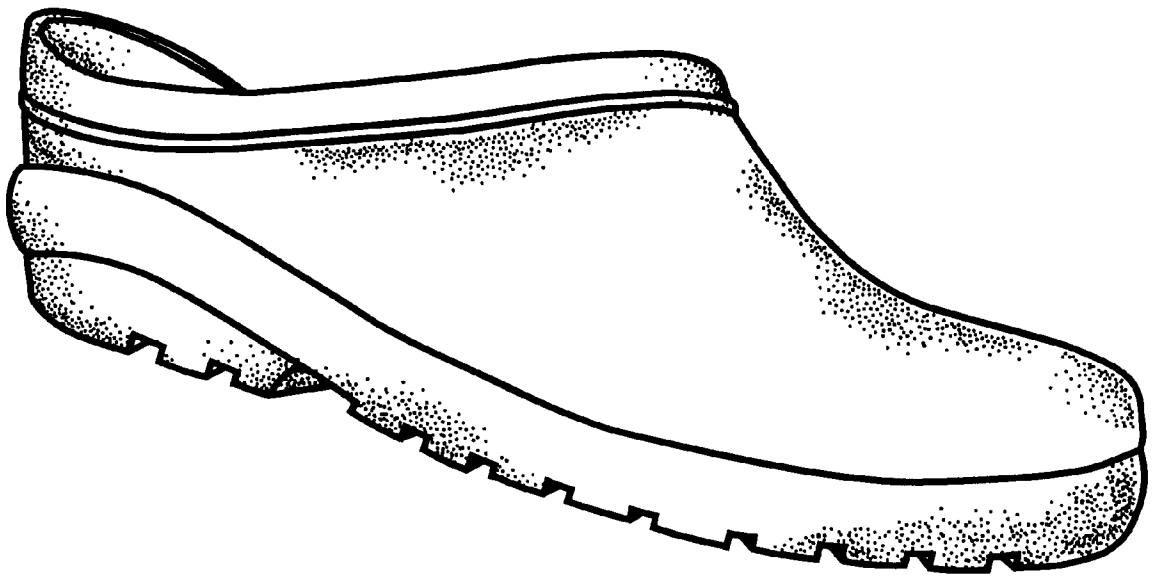


Fig. 1



Fig. 2




Fig. 3




Fig. 4

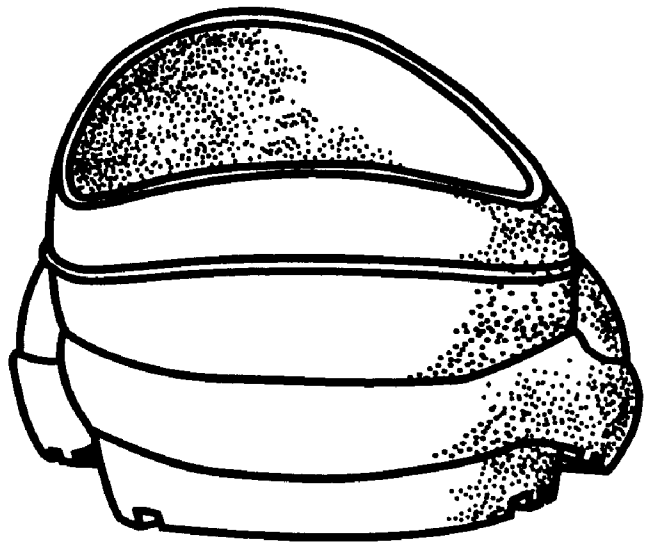


Fig. 5




Fig. 6




Fig. 7