



(12) **DEMANDE DE BREVET CANADIEN  
CANADIAN PATENT APPLICATION**

(13) **A1**

(86) Date de dépôt PCT/PCT Filing Date: 2017/10/09  
 (87) Date publication PCT/PCT Publication Date: 2018/04/19  
 (85) Entrée phase nationale/National Entry: 2019/04/05  
 (86) N° demande PCT/PCT Application No.: US 2017/055740  
 (87) N° publication PCT/PCT Publication No.: 2018/071328  
 (30) Priorité/Priority: 2016/10/12 (US15/291,570)

(51) Cl.Int./Int.Cl. *C22C 19/05* (2006.01)  
 (71) Demandeur/Applicant:  
CRS HOLDINGS, INC., US  
 (72) Inventeurs/Inventors:  
HECK, KARL A., US;  
KERNION, SAMUEL J., US...  
 (74) Agent: BERESKIN & PARR LLP/S.E.N.C.R.L.,S.R.L.

(54) Titre : SUPERALLIAGE TOLERANT LES DOMMAGES A HAUTE TEMPERATURE, ARTICLE MANUFACTURE FABRIQUE A PARTIR DE CET ALLIAGE, ET PROCEDE DE FABRICATION DE L'ALLIAGE  
 (54) Title: HIGH TEMPERATURE, DAMAGE TOLERANT SUPERALLOY, AN ARTICLE OF MANUFACTURE MADE FROM THE ALLOY, AND PROCESS FOR MAKING THE ALLOY

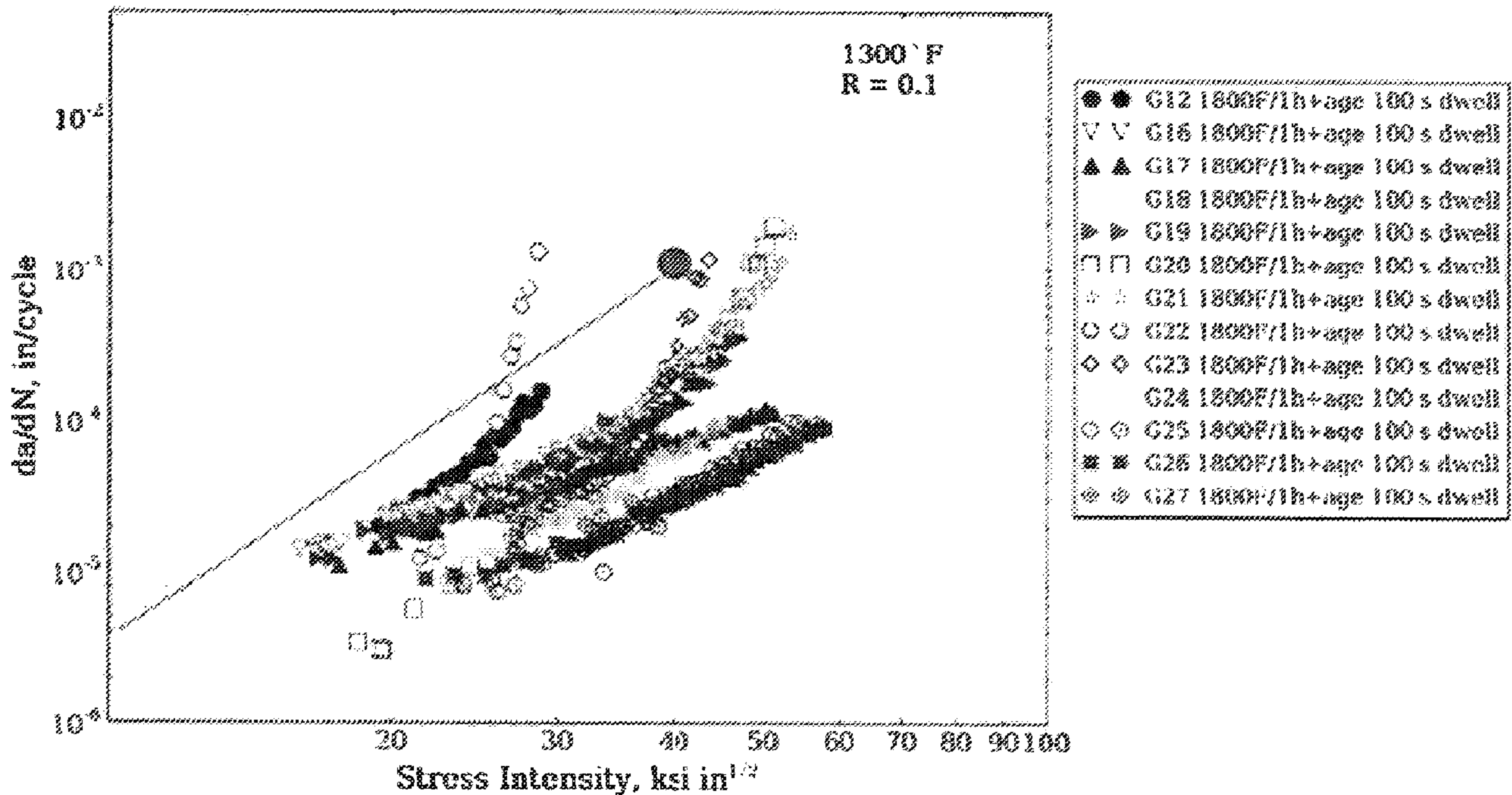


FIG. 1

(57) **Abrégé/Abstract:**

A nickel-base alloy is disclosed that has the following weight percent composition. C about 0.005 to about 0.06 Cr about 13 to about 17 Fe about 4 to about 20 Mo about 3 to about 9 W up to about 8 Co up to about 12 Al about 1 to about 3 Ti about 0.6 to

(57) **Abrégé(suite)/Abstract(continued):**

about 3 Nb up to about 5.5 B about 0.001 to about 0.012 Mg about 0.0010 to about 0.0020 Zr about 0.01 to about 0.08 Si up to about 0.7 P up to about 0.05 and the balance is nickel, usual impurities, and minor amounts of other elements as residuals from alloying additions during melting,. The alloy provides a combination of high strength, good creep resistance, and good resistance to crack growth. A method of heat treating a nickel base superalloy to improve the tensile ductility of the alloy is also disclosed. An article of manufacture made from the nickel base superalloy described herein is also disclosed.

(12) INTERNATIONAL APPLICATION PUBLISHED UNDER THE PATENT COOPERATION TREATY (PCT)

(19) World Intellectual Property  
Organization  
International Bureau

(43) International Publication Date  
19 April 2018 (19.04.2018)



(10) International Publication Number  
**WO 2018/071328 A1**

- (51) International Patent Classification:  
C22C 19/05 (2006.01)
- (21) International Application Number:  
PCT/US2017/055740
- (22) International Filing Date:  
09 October 2017 (09.10.2017)
- (25) Filing Language: English
- (26) Publication Language: English
- (30) Priority Data:  
15/291,570 12 October 2016 (12.10.2016) US
- (71) Applicant: CRS HOLDINGS, INC. [US/US]; 1105 North Market Street, Suite 601, Wilmington, DE 18901 (US).
- (72) Inventors: HECK, Karl, A.; 92 Wyomissing Hills Boulevard, West Lawn, PA 19609 (US). KERNION, Samuel, J.; 19 Pleasure Road, Lancaster, PA 17601 (US).
- (74) Agent: PACE, Vincent, T. et al.; Dann Dorfman, Herrell and Skillman, P.C., 1601 Market Street, Suite 2400, Philadelphia, PA 19103-2307 (US).
- (81) Designated States (unless otherwise indicated, for every kind of national protection available): AE, AG, AL, AM, AO, AT, AU, AZ, BA, BB, BG, BH, BN, BR, BW, BY, BZ, CA, CH, CL, CN, CO, CR, CU, CZ, DE, DJ, DK, DM, DO, DZ, EC, EE, EG, ES, FI, GB, GD, GE, GH, GM, GT, HN, HR, HU, ID, IL, IN, IR, IS, JO, JP, KE, KG, KH, KN, KP, KR, KW, KZ, LA, LC, LK, LR, LS, LU, LY, MA, MD, ME, MG, MK, MN, MW, MX, MY, MZ, NA, NG, NI, NO, NZ, OM, PA, PE, PG, PH, PL, PT, QA, RO, RS, RU, RW, SA,

(54) Title: HIGH TEMPERATURE, DAMAGE TOLERANT SUPERALLOY, AN ARTICLE OF MANUFACTURE MADE FROM THE ALLOY, AND PROCESS FOR MAKING THE ALLOY

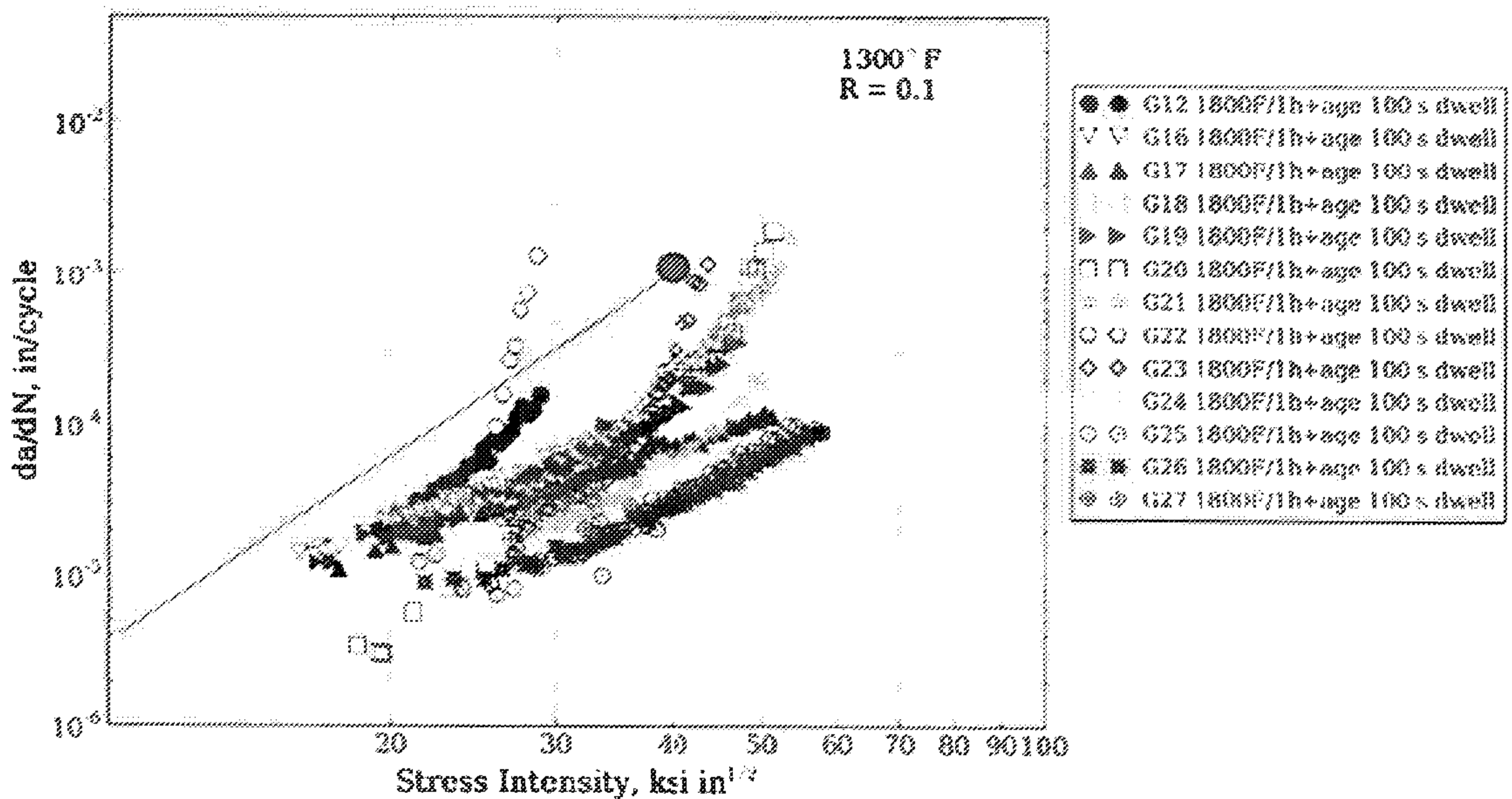


FIG. 1

(57) Abstract: A nickel-base alloy is disclosed that has the following weight percent composition. C about 0.005 to about 0.06 Cr about 13 to about 17 Fe about 4 to about 20 Mo about 3 to about 9 W up to about 8 Co up to about 12 Al about 1 to about 3 Ti about 0.6 to about 3 Nb up to about 5.5 B about 0.001 to about 0.012 Mg about 0.0010 to about 0.0020 Zr about 0.01 to about 0.08 Si up to about 0.7 P up to about 0.05 and the balance is nickel, usual impurities, and minor amounts of other elements as residuals from alloying additions during melting,. The alloy provides a combination of high strength, good creep resistance, and good resistance to crack growth. A method of heat treating a nickel base superalloy to improve the tensile ductility of the alloy is also disclosed. An article of manufacture made from the nickel base superalloy described herein is also disclosed.



WO 2018/071328 A1

**WO 2018/071328 A1** 

SC, SD, SE, SG, SK, SL, SM, ST, SV, SY, TH, TJ, TM, TN,  
TR, TT, TZ, UA, UG, US, UZ, VC, VN, ZA, ZM, ZW.

**(84) Designated States** (*unless otherwise indicated, for every kind of regional protection available*): ARIPO (BW, GH, GM, KE, LR, LS, MW, MZ, NA, RW, SD, SL, ST, SZ, TZ, UG, ZM, ZW), Eurasian (AM, AZ, BY, KG, KZ, RU, TJ, TM), European (AL, AT, BE, BG, CH, CY, CZ, DE, DK, EE, ES, FI, FR, GB, GR, HR, HU, IE, IS, IT, LT, LU, LV, MC, MK, MT, NL, NO, PL, PT, RO, RS, SE, SI, SK, SM, TR), OAPI (BF, BJ, CF, CG, CI, CM, GA, GN, GQ, GW, KM, ML, MR, NE, SN, TD, TG).

**Published:**

— *with international search report (Art. 21(3))*

## TITLE OF THE INVENTION

HIGH TEMPERATURE, DAMAGE TOLERANT SUPERALLOY,  
AN ARTICLE OF MANUFACTURE MADE FROM THE ALLOY,  
AND PROCESS FOR MAKING THE ALLOY

5

## BACKGROUND OF THE INVENTION

## FIELD OF THE INVENTION

This invention relates generally to nickel-base superalloys and in particular to a nickel base superalloy that provides a novel combination of high strength, good creep strength, and  
10 good resistance to crack growth under stress.

## DESCRIPTION OF RELATED ART

Structural alloys that are designed to operate at high temperatures (e.g.,  $\geq 1100^{\circ}\text{F}$ ) typically require high strength and creep resistance. However, as the strength and creep  
15 resistance properties are increased in such alloys, the alloys can become more susceptible to environmental effects, namely, oxygen in the atmosphere. This susceptibility can manifest itself as notch brittleness and/or an increase in crack growth rate. With regard to crack growth rate, nickel-base superalloys may be tolerant of this type of damage when fatigue cycled at a relatively fast rate, but an increased sensitivity to damage can occur when the alloy is stressed  
20 under low frequency with a dwell hold in each stressing/unstressing cycle. One theory for such sensitivity is that the increased dwell time during the stressing part of the cycle provides time for oxygen to diffuse down grain boundaries to form an oxide layer within the crack. That oxide layer then may act as a wedge when the load is released, advancing the crack tip movement at a faster overall rate.

25

In nickel-base superalloys, the compositional and structural factors that influence strength and creep resistance properties can also affect crack growth rate. Such factors include the effects of solid solution strengthening, precipitation strengthening (such as with the gamma prime ( $\gamma'$ ) precipitate); anti-phase boundary energy; the volume, sizes, and coherency of the  
30 precipitates in the matrix; grain size; grain boundary structure; grain boundary precipitation (composition and morphology); as well as low levels of certain potent elements in the grain

boundaries. An alloy that creeps to some extent allows creep relaxation to occur at the crack tip (blunting). The general oxidation resistance of the alloy also influences crack growth rate.

In view of the state of the art as outlined above, it has become desirable to have a nickel-  
5 base superalloy that provides not only good high temperature strength and creep resistance, but also improved resistance to crack growth during stress cycling in oxidizing environments.

The known heat treatments for precipitation hardenable (PH) Ni-base superalloys typically include a high temperature annealing treatment to solution discrete phases that  
10 precipitate in the alloy matrix material. This solution annealing treatment also relieves stresses in the material and modifies the grain size and structure of the alloy. Annealing temperatures may be termed supersolvus and subsolvus depending on whether the annealing temperature used is above or below the solvus temperature of the  $\gamma'$  precipitate which forms in PH Ni-base  
15 superalloys. The solution annealing treatment is followed by a lower temperature aging heat treatment where  $\gamma'$  and  $\gamma''$  phases precipitate. The  $\gamma'$  and  $\gamma''$  phases are the primary strengthening phases in PH Ni-base superalloys. The aging heat treatment may consist of one or two heating steps that are performed at different temperatures that are selected to cause precipitation of  $\gamma'$  and in some cases  $\gamma''$ , and to modify the size, morphology, and volume fraction of the  $\gamma'$  and  $\gamma''$   
precipitates in the alloy.

20

#### BRIEF SUMMARY OF THE INVENTION

The disadvantages of the known alloys described above are overcome to a large degree by a nickel-base superalloy having the following broad, intermediate, and preferred ranges in weight percent.

25

	<u>Broad</u>	<u>Intermediate</u>	<u>Preferred</u>
<b>C</b>	0.005-0.1	0.01-0.05	0.02-0.04
<b>Cr</b>	13-17	14-16	14.5-15.5
<b>Fe</b>	4-20	8-17	9-16
<b>Mo</b>	3-9	3.5-8	3.8-4.5
<b>W</b>	0-8	0-4	0-3
<b>Co</b>	0-12	0-8	0-5
<b>Al</b>	1-3	1.5-2.5	1.8-2.2
<b>Ti</b>	0.6-3	1-2.5	1.5-2.1

<b>Nb+Ta</b>	0-5.5	1-5	2-4.5
<b>B</b>	0.001-0.012	0.003-0.010	0.004-0.008
<b>Mg</b>	0.0001-0.0020	0.0003-0.0020	0.0004-0.0016
<b>Zr</b>	0.01-0.08	0.015-0.06	0.02-0.04
<b>Si</b>	0-0.7%	0-0.7%	0-0.7%
<b>P</b>	0-0.05%	0-0.05%	0-0.05%

The balance of the alloy is essentially nickel, usual impurities, such as phosphorus and sulfur, found in precipitation hardenable nickel-base superalloys intended for similar service, and minor amounts of additional elements, such as manganese, which may be present in amounts that do not adversely affect the basic and novel properties provided by this alloy as described hereinbelow.

In accordance with another aspect of this invention there is provided a process of improving the tensile ductility of a nickel-base superalloy article. The process includes the step of providing an intermediate product form, such as bar or rod, that is made from a precipitation hardenable nickel-base superalloy having a composition including elements that can combine to form a gamma prime ( $\gamma'$ ) precipitate in the alloy. In a first step, the intermediate product form is heated at a temperature above the solvus temperature of the  $\gamma'$  precipitate (the supersolvus temperature) for a time sufficient to take  $\gamma'$  precipitate into solid solution in the alloy. In a second step the intermediate product form is heated at a temperature that is about 10-150F° below the  $\gamma'$  solvus temperature (the subsolvus temperature) for a time sufficient to cause precipitation and coarsening of  $\gamma'$ . The alloy is then cooled to room temperature from the subsolvus temperature. In a third step the intermediate product form is heated at an aging temperature and for a time sufficient to cause precipitation of fine  $\gamma'$  precipitates. In a preferred embodiment, the third step may comprise a double-age in which the intermediate product form is heated at a first aging temperature, rapidly cooled from the first aging temperature, heated at a second aging temperature lower than said first aging temperature, and then cooling the alloy at a slower rate to room temperature.

The foregoing tabulation is provided as a convenient summary and is not intended thereby to restrict the lower and upper values of the ranges of the individual elements of the alloy of this invention for use in combination with each other, or to restrict the ranges of the elements

for use solely in combination with each other. Thus, one or more of the element ranges of the broad composition can be used with one or more of the other ranges for the remaining elements in the preferred composition. In addition, a minimum or maximum for an element of one preferred embodiment can be used with the maximum or minimum for that element from another preferred embodiment. It is further noted that the weight percent compositions described above define the constituents of the alloy that are essential to obtain the combination of properties that characterize the alloy according to this invention. Thus, it is contemplated that the alloy according to the present invention comprises or consists essentially of the elements described above, throughout the following specification, and in the appended claims. Here and throughout this application, unless otherwise indicated, the term percent or the symbol “%” means percent by weight percent or mass percent.

The basic and novel properties provided by the alloy according to this invention and in useful articles made therefrom include high strength, good creep resistance, and good crack growth resistance. Here and throughout this Specification the term “solvus temperature” means the solvus temperature of the  $\gamma'$  precipitate. The term “high strength” as used in the present application means a room temperature yield strength of at least about 120 ksi and a yield strength of at least about 115 ksi when tested at a temperature of 1300°F. The term “good creep resistance” means a stress rupture life of at least about 23 hours when the alloy is tested at 1350°F with an applied stress of 80 ksi. The term “good crack growth resistance” means a sub-critical dwell crack growth rate of not more than about  $10^{-3}$  in./cycle when tested at a stress intensity factor range ( $\Delta K$ ) of  $40\text{ksi}\sqrt{\text{in}}$ ,  $5\times 10^{-5}$  in./cycle at a  $\Delta K$  of  $20\text{ksi}\sqrt{\text{in}}$ , and crack growth rates between  $\Delta K$  of  $20\text{ksi}\sqrt{\text{in}}$  and  $\Delta K$  of  $40\text{ksi}\sqrt{\text{in}}$  that are not greater than those determined by the equation:

$$da/dN = 1.2 \times 10^{-10} \times \Delta K^{4.3}.$$

#### BRIEF DESCRIPTION OF THE SEVERAL VIEWS OF THE DRAWINGS

The foregoing summary and the following detailed description of the present invention may be further understood when read in conjunction with the appended drawings, in which:

FIG. 1 is a graph of crack growth rate ( $da/dN$ ) as a function of stress intensity range for a first series of examples that were solution annealed at 1800°F for 1 hour and then aged;



FIG. 2 is a graph of crack growth rate ( $da/dN$ ) as a function of stress intensity range for the first series of examples that were solution annealed at 2075°F for 1 hour and then aged; and

FIG. 3 is a graph of crack growth rate ( $da/dN$ ) as a function of stress intensity range for a second series of examples that were solution annealed at 1850°F for 1 hour and then aged.

5

#### DETAILED DESCRIPTION OF THE INVENTION

The concentrations of the elements that constitute the alloy of this invention and their respective contributions to the properties provided by the alloy will now be described.

10 Carbon: Carbon is present in this alloy because it forms grain boundary carbides that benefit the ductility provided by the alloy. Therefore, the alloy contains at least about 0.005% carbon, better yet at least about 0.01% carbon, and preferably at least about 0.02% carbon. For best results the alloy contains about 0.03% carbon. Up to about 0.1% carbon can be present in this alloy. However, too much carbon can produce carbonitride particles that may adversely  
15 affect fatigue behavior. Therefore, carbon is preferably limited to not more than about 0.06%, better yet to not more than about 0.05%, and most preferably to not more than about 0.04% in this alloy.

Chromium: Chromium is beneficial to the oxidation resistance and crack growth  
20 resistance provided by this alloy. In order to obtain those benefits the alloy contains at least about 13% chromium, better yet at least about 14% chromium, and preferably at least about 14.5% chromium. For best results, the alloy contains about 15% chromium. Too much chromium results in alloy phase instability as by the formation of a topologically close packed phase during high temperature exposure. The presence of such phase adversely affects the  
25 ductility provided by the alloy. Therefore, the alloy contains not more than about 17% chromium, better yet not more than about 16% chromium, and preferably not more than about 15.5% chromium.

Molybdenum: Molybdenum contributes to the solid solution strength and good toughness  
30 provided by this alloy. Molybdenum benefits the crack growth resistance when the alloy contains very little or no tungsten. For those reasons, the alloy contains at least about 3%

molybdenum, better yet at least about 3.5% molybdenum, and preferably at least about 3.8% molybdenum. Too much molybdenum in the presence of chromium can adversely affect the phase balance of this alloy because, like chromium, it can cause the formation of a topologically close packed phase that adversely affects the ductility of the alloy. For that reason, contains not  
5 more than about 9%, better yet not more than about 8%, and preferably not more than about 4.5% molybdenum.

Iron: The alloy according to this invention contains at least about 4% iron in substitution for some of the nickel and for some of the cobalt when cobalt is present in the alloy. The  
10 presence of iron in substitution for some of the nickel results in a lowering of the solvus temperature for the  $\gamma'$  and  $\gamma''$  precipitates such that the solution annealing of the alloy can be performed at a lower temperature than when the alloy contains no iron. It is believed that a lower solvus temperature may be beneficial to the thermomechanical processability of this alloy. Therefore, the alloy preferably contains at least about 8% iron, and better yet at least about 9%  
15 iron. When the alloy contains too much iron the crack growth resistance provided by the alloy is adversely affected especially when tungsten is present in the alloy. Accordingly, the alloy contains not more than about 20% iron, better yet not more than about 17% iron, and preferably not more than about 16% iron.

20 Cobalt: Cobalt is optionally present in this alloy because it benefits the creep resistance provided by the alloy. However, the inventors have discovered that too much cobalt in the alloy has an adverse effect on the crack growth resistance property. Therefore, when cobalt is present in this alloy it is restricted to not more than about 12%, better yet to not more than about 8%, and preferably to not more than about 5%.

25 Aluminum: Aluminum combines with nickel and iron to form the  $\gamma'$  precipitates that benefit the high strength provided by the alloy in the solution annealed and aged condition. Aluminum has also been found to work synergistically with chromium to provide improved oxidation resistance compared to the known alloys. Aluminum is also beneficial for stabilizing  
30 the  $\gamma'$  precipitates so that the  $\gamma'$  does not transform to the eta phase or to the delta phase when the alloy is overaged. For those reasons the alloy contains at least about 1% aluminum, better yet at

least about 1.5% aluminum, and preferably at least about 1.8% aluminum. Too much aluminum can result in segregation that adversely affects the processability of the alloy, for example, the hot workability of the alloy. Therefore, aluminum is limited to not more than about 3%, better yet to not more than about 2.5%, and preferably to not more than about 2.2% in this alloy.

5

Titanium: Titanium, like aluminum, contributes to the strength provided by the alloy through the formation of the  $\gamma'$  strengthening precipitate. Accordingly, the alloy contains at least about 0.6% titanium, better yet at least about 1% titanium, and preferably at least about 1.5% titanium. Too much titanium adversely affects the crack growth resistance property of the alloy.

10 Titanium causes rapid age hardening and can adversely affect thermo-mechanical processing and welding of the alloy. Therefore, the alloy contains not more than about 3% titanium, better yet not more than about 2.5% titanium, and preferably not more than about 2.1% titanium.

Niobium: Niobium is another element that combines with nickel, iron, and/or cobalt to  
15 for  $\gamma'$ . Although niobium is optionally present in this alloy, the alloy preferably contains at least about 1% niobium and better yet at least about 2% niobium to benefit the very high strength provided by the alloy in the solution annealed and aged condition. When the alloy contains less than about 1% aluminum, the niobium-enriched strengthening phase is more likely to transform to undesired delta phase when the alloy is overaged. That phenomenon is more pronounced  
20 when iron is present in this alloy. The presence of delta phase can limit the service temperature of the alloy to about 1200°F which is insufficient for many gas turbine applications. As described above the alloy contains enough Al to prevent delta phase formation if the alloy is overaged at a temperature higher than 1200°F. When present, niobium is limited to not more than about 5.5%, better yet to not more than about 5%, and preferably to not more than about  
25 4.5% in this alloy. Tantalum may be substituted for some or all of the niobium, when niobium is intentionally present in this alloy.

Tungsten: Tungsten is optionally present in the alloy of this invention to benefit the strength and creep resistance provided by this alloy. High levels of tungsten adversely affect the  
30 dwell crack growth resistance provided by the alloy. The alloy is more crack growth tolerant of tungsten when tungsten is present in place of some of the niobium. Accordingly, when present,

tungsten is limited to not more than about 8% tungsten, better yet to not more than about 4% tungsten, and preferably to not more than about 3% in this alloy.

Boron, Magnesium, Zirconium, Silicon, and Phosphorus: Up to about 0.015% boron can  
5 be present in this alloy to benefit the high temperature ductility of the alloy thereby making the alloy better suited for hot working. Preferably, the alloy contains about 0.001-0.012% boron, better yet about 0.003-0.010% boron, and most preferably about 0.004-0.008% boron. Magnesium is present as a deoxidizing and desulfurizing agent. Magnesium also appears to benefit the crack growth resistance provided by the alloy by tying up sulfur. For those reasons  
10 the alloy contains about 0.0001-0.005% magnesium, better yet about 0.0003-0.002% magnesium, and preferably about 0.0004-0.0016% magnesium. It was found that for this alloy a small position addition of zirconium is beneficial for good hot working ductility to prevent cracking during hot forging of ingots made from the alloy. In that regard, the alloy contains at least about 0.001% zirconium. Preferably, the alloy contains about 0.01-0.08% zirconium, better  
15 yet about 0.015-0.06% zirconium, and most preferably about 0.02-0.04% zirconium. For best results, the alloy contains about 0.03% zirconium. Silicon is believed to benefit the notch ductility of this alloy at elevated temperatures. Therefore, up to about 0.7% silicon can be present in the alloy for such purpose. Although phosphorus is typically considered to be an impurity element, a small amount of phosphorus, up to about 0.05%, can be included to benefit  
20 the stress rupture properties provided by this alloy when niobium is present.

The balance of the alloy composition is nickel and the usual impurities found in commercial grades of nickel-base superalloys intended for similar service or use. Also included in the balance are residual amounts of other elements such as manganese that are not  
25 intentionally added, but which are introduced through charge materials used to melt the alloy. Preferably the alloy contains at least about 58% nickel for a good overall combination of properties (strength, creep resistance, and crack growth resistance). It was discovered that the alloy has a lower gamma prime solvus temperature when the alloy contains nickel in the lower portion of the nickel range. Therefore, for a selected amount of aluminum, titanium, and  
30 niobium in this alloy, the annealing temperature to obtain a particular grain size and combination of properties is based somewhat on nickel content.

In order to provide the basic and novel properties that are characteristic of the alloy, the elements are preferably balanced by controlling the weight percent concentrations of the elements molybdenum, niobium, tungsten, and cobalt. More particularly, when the alloy  
5 contains less than 0.1% niobium, the combined amounts of molybdenum and tungsten are greater than about 7%, and the alloy is to be annealed at a temperature greater than the  $\gamma'$  solvus temperature, then cobalt is restricted to less than 9%. When the alloy contains at least 0.1% niobium, then the alloy is preferably balanced such that the  $\gamma'$  solvus temperature is not greater than about 1860°F and the alloy is preferably processed to provide a grain size that is as coarse  
10 as practicable.

The alloy of this invention is preferably produced by vacuum induction melting (VIM). When desired, the alloy may be refined by a double melting process in which the VIM ingot is remelted by electroslag remelting (ESR) or by vacuum arc remelting (VAR). For the most  
15 critical applications, a triple-melt process consisting of VIM followed by ESR and then VAR can be used. After melting, the alloy is cast as one or more ingots that are cooled to room temperature to fully solidify the alloy. Alternatively, the alloy can be atomized to form metal powder after the primary melting (VIM). The alloy powder is consolidated to form intermediate product forms such as billets and bars that can be used to manufacture finished products. The  
20 alloy powder is preferably consolidated by loading the alloy powder into a metal canister and then hot isostatically pressing (HIP) the metal powder under conditions of temperature, pressure, and time sufficient to fully or substantially fully consolidate the alloy powder into a canister ingot.

The solidified ingot, whether cast or HIP'd, is preferably homogenized by heating at  
25 about 2150°F for about 24 hours depending on the cross-sectional area of the ingot. The alloy ingot can be hot worked to an intermediate product form by forging or pressing. Hot working is preferably carried out by heating the ingot to an elevated starting temperature of about 1900-2100°F, preferably about 2050-2075°F. If additional, reduction in cross-sectional area is  
30 needed, the alloy must be reheated to the starting temperature before additional hot working is performed.

The tensile and creep strength properties that are characteristic of the alloy according to this invention are developed by heat treating the alloy. In this regard, the as-worked alloy is preferably solution annealed at the supersolvus temperature as defined above. Therefore, in  
5 general, the alloy is preferably heated at a supersolvus temperature of about 1850-2100°F for a time sufficient to dissolve substantially all intermetallic precipitates in the matrix alloy material. Alternatively, when the alloy contains more than 0.1% niobium, the alloy can be annealed at a temperature below the  $\gamma'$  solvus temperature. When the  $\gamma'$  solvus temperature of the alloy is  
10 greater than about 1880°F, then tungsten is preferably restricted to not more than about 1% when the alloy is to be annealed at the subsolvus temperature. The time at temperature depends on the size of the alloy product form and is preferably about 1 hour per inch of thickness. The alloy is cooled to room temperature at a rate that is sufficiently fast to retain the dissolved precipitates in solution.

15 After the solution annealing heat treatment, the alloy is subjected to an aging treatment that causes the precipitation of the strengthening phases in the alloy. Preferably, the aging treatment includes a two-step process. In a first or stabilizing step the alloy is heated at a temperature of about 1500-1550°F for about 4 hours and then cooled to room temperature by water quenching or air cooling depending on the section size of the alloy part. In a second or  
20 precipitation step the alloy is heated at a temperature of about 1350-1400°F for about 16 hours and then cooled in air to room temperature. Although the two-step aging treatment is preferred, the aging treatment can be conducted in a single step in which the alloy is heated at a temperature of about 1400°F for about 16 hours and then cooled in air to room temperature.

25 In the solution-treated and aged condition, the alloy provides a room temperature yield strength of at least about 120 ksi and an elevated temperature yield strength (1300°F) of at least about 115 ksi. The foregoing tensile yield strengths are provided in combination with good creep resistance as defined by a stress rupture strength of at least about 23 hours when tested at  
30 1350°F and an applied stress of 80 ksi.

The alloy according to this invention when heat treated as described above has a relatively coarse-grained microstructure that benefits the stress rupture property (creep strength). In connection with the invention described herein, the term “coarse-grained” means an ASTM grain size number of 4 or coarser as determined in accordance with ASTM Standard Test Method E-112. However, the inventors discovered that the coarse-grained microstructure may result in an undesirable reduction in the tensile ductility provided by the alloy in the single-solution-treated and aged condition. Therefore, in connection with the development of the alloy, the inventors developed a modified heat treatment to overcome the loss in tensile ductility that otherwise results when the alloy is heat treated as described above.

10

The modified heat treatment according to the present invention includes a two-step annealing procedure. In the first step, the alloy is solution annealed by heating at a supersolvus temperature of about 1850-2100°F as described above. The time at temperature is preferably about 0.5-4 hours depending on the size and cross-sectional area of the alloy product. The alloy is cooled from the supersolvus temperature to room temperature as described above. In the second step, the alloy is heated at a subsolvus temperature that is about 10F° to about 150F° below the  $\gamma'$  solvus temperature of the alloy. The alloy is preferably held at the subsolvus temperature for about 1-8 hours, again depending on the size and cross-sectional area of the alloy product. The alloy is then cooled to room temperature before the aging heat treatment is performed as described above. The inventors believe that the subsolvus annealing step causes the precipitation of  $\gamma'$  that coarsens into sizes that are large relative to the finer-sized  $\gamma'$  that is precipitated during the aging treatment. The combination of the coarsened and fine-sized  $\gamma'$  is believed to benefit the tensile ductility provided by the alloy because the coarser  $\gamma'$  precipitates are more stable during the elevated temperatures experienced by the alloy when used in elevated temperature service. The coarsened  $\gamma'$  also consumes a portion of the aluminum, titanium, and niobium in the alloy, thereby limiting the total amount of the finer-sized  $\gamma'$  that precipitates during the aging treatment and when the alloy is in elevated temperature service. The resulting restriction on the overall amount of the  $\gamma'$  precipitate in the alloy limits the peak strength and stress rupture life provided by the alloy to an acceptable degree, but also reduces precipitation and coarsening of undesirable brittle phases that otherwise would adversely affect the tensile ductility provided by the alloy.

30

## WORKING EXAMPLES

The following examples are presented in order to demonstrate the combination of  
5 properties that characterize the alloy according to this invention.

### EXAMPLE I

In order to demonstrate the novel combination of properties provided by the alloy  
according to this invention, several small heats were vacuum induction melted and cast as 40 lb.,  
10 4-in. square ingots. The weight percent compositions of the ingots are set forth in Table 1 below.  
The balance of each heat was nickel and a residual amount of zirconium resulting from an  
addition of 0.03% Zr during melting.

All of the ingots were homogenized at 2150°F for 24 hours. The “S” heats were forged  
15 from a starting temperature of 2150°F to 1.75-in. square bar, cut in half, reheated to 2150°F, and  
then forged to 0.8 in. × 1.4 in. rectangular cross section bars. The “G” heats were forged from a  
starting temperature of 2050-2075°F to 1.75-in. square bar, cut in half, reheated to 2150°F, and  
then forged to 0.8 in. × 1.4 in. rectangular cross section bars.



TABLE 1

	Heat	C	Cr	Ni	Mo	W	Co	Al	Ti	Nb	B	Fe	Mg
Inv. <sup>1</sup>	S31	0.025	14.97	58.06	8.01	0.01	0.01	1.00	3.00	<0.01	0.0053	14.90	0.0015
	S32	0.021	15.02	57.97	8.01	<0.01	<0.01	2.96	0.60	<0.01	0.0050	15.38	0.0016
	S66	0.038	15.00	57.86	4.02	3.98	<0.01	1.99	1.80	<0.01	0.0053	15.34	<0.001
	G16	0.032	14.95	62.87	4.01	2.94	0.10	1.98	1.79	1.03	0.0047	10.25	0.0004
	G17	0.032	15.06	62.85	3.98	1.98	0.01	1.98	1.73	1.98	0.0051	10.35	0.0007
	G18	0.032	14.96	62.93	4.00	1.00	<0.01	2.00	1.73	2.97	0.0046	10.33	0.0011
	G19	0.033	14.97	62.98	4.00	0.01	<0.01	1.97	1.72	3.97	0.0049	10.30	0.0014
	G20	0.030	14.90	58.08	3.86	3.09	9.95	1.95	1.84	1.02	0.0053	5.25	0.0005
	G24	0.034	15.03	57.89	4.01	2.93	0.13	1.97	1.79	1.04	0.0049	15.13	0.0004
	G25	0.034	15.02	57.83	3.99	1.99	0.01	1.97	1.79	2.01	0.0058	15.31	0.0006
	G26	0.030	14.99	57.91	4.00	1.00	<0.01	1.96	1.78	2.99	0.0053	15.28	0.0009
	G27	0.032	15.06	58.07	4.00	0.02	<0.01	2.01	1.76	3.68	0.0051	15.33	0.0015
Comp. <sup>2</sup>	S25	0.022	9.99	62.81	7.99	<0.01	<0.01	0.95	2.96	<0.01	0.0046	15.23	0.0012
	S26	0.024	10.03	62.85	8.00	0.01	<0.01	2.94	0.61	<0.01	0.0046	15.51	0.0015
	S27	0.028	9.96	63.12	7.99	<0.01	9.95	1.00	2.97	<0.01	0.0047	4.97	0.0015
	S28	0.024	10.02	62.87	4.02	3.96	<0.01	1.97	1.80	<0.01	0.0048	15.31	0.0006
	S29	0.025	10.03	62.77	0.00	7.98	<0.01	1.00	3.07	<0.01	0.0045	15.12	0.0011
	S30	0.026	10.00	63.00	4.01	3.98	10.04	1.97	1.80	<0.01	0.0049	5.17	0.0014
	S33	0.025	14.90	58.25	8.00	<0.01	9.98	0.98	2.98	<0.01	0.0049	4.87	0.0014
	S34	0.023	14.94	58.18	7.98	<0.01	9.97	2.97	0.60	<0.01	0.0055	5.34	0.0014
	S37	0.024	10.06	62.78	<0.01	7.97	0.01	2.98	0.60	<0.01	0.0052	15.57	0.0013
	S38	0.026	10.01	63.04	<0.01	7.96	10.06	1.02	3.06	<0.01	0.0045	4.82	0.0014
	S39	0.026	10.02	63.10	<0.01	7.98	10.07	2.98	0.59	<0.01	0.0045	5.23	0.0015
	S40	0.025	9.99	63.15	8.01	0.01	10.02	2.96	0.60	<0.01	0.0046	5.26	0.0015
	S67	0.035	14.95	58.12	4.03	3.99	9.93	1.97	1.80	<0.01	0.0045	5.22	<0.001
	S68	0.030	14.89	58.07	0.03	7.98	10.01	1.00	3.04	<0.01	0.0038	4.99	0.0010
	S69	0.029	15.05	57.82	<0.01	8.00	0.06	2.98	0.63	<0.01	0.0042	15.46	0.0010
	S70	0.030	15.02	58.52	<0.01	8.00	10.01	2.98	0.07	<0.01	0.0042	5.40	0.0010
	S44	0.030	14.96	58.06	<0.01	8.01	10.03	0.98	3.04	<0.01	0.0051	4.88	0.0013
	G12	0.034	14.90	63.00	3.95	3.03	10.01	1.94	1.78	0.99	0.0048	0.32	0.0004
	G13	0.032	14.92	63.07	4.00	1.99	9.99	1.96	1.78	1.99	0.0047	0.22	0.0007
	G14	0.033	14.92	63.07	4.00	1.00	10.00	1.97	1.78	2.98	0.0047	0.22	0.0009
G15	0.033	14.89	63.11	3.99	0.02	9.99	1.97	1.78	3.97	0.0042	0.22	0.0012	
G21	0.032	14.89	58.06	4.00	1.99	9.99	1.96	1.79	2.01	0.0052	5.24	0.0007	
G22	0.033	14.93	58.04	3.98	1.00	10.00	1.97	1.78	3.00	0.0046	5.23	0.0010	
G23	0.034	14.71	58.72	3.93	0.01	9.80	1.92	1.75	3.94	0.0051	5.15	0.0013	

<sup>1</sup> Invention<sup>2</sup> Comparative

Standard tensile test specimens and standard test specimens in accordance with ASTM Standard Specification E399 for dwell crack growth testing were prepared from the as-forged bars. The specimens were heat treated as set forth in Table 2 below.

5

TABLE 2

Alloy	Solution Treatment	Aging Treatment
"G" (H1)	1800F/1h/OQ	1550F/4h/AC + 1350F/16h/AC
"G" (H2)	2075F/1h/OQ	1550F/4h/AC + 1350F/16h/AC
"S"	1850F/1h/OQ	1550F/4h/AC + 1350F/16h/AC

The results of room temperature tensile testing are set forth in Table 3A below including the 0.2% offset yield strength (YS), the ultimate tensile strength (UTS), the percent elongation (%El), and the percent reduction in cross-sectional area (%RA). The results set forth in Table 10 3A include tests performed after heat treatment and tests performed after the samples were heated at 1300°F for 1000 hrs.

TABLE 3A

	HEAT					1300F/1000 hrs			
		YS	UTS	%El	%RA	YS	UTS	%El	%RA
Inv. (H1)	S31	143.03	204.67	16.63	15.50	148.97	204.63	8.00	9.19
	S32	121.34	179.18	23.50	33.79	131.26	188.88	16.30	28.15
	S66	136.61	193.54	26.14	34.85	Not Tested			
	G16	170.64	208.65	18.22	44.67	171.06	210.64	19.40	48.41
	G17	178.60	216.21	10.59	42.88	174.07	211.34	16.70	42.70
	G18	184.64	221.64	16.24	46.47	186.31	222.39	16.87	34.03
	G19	124.51	213.85	18.71	26.18	111.99	210.20	9.60	10.52
	G20	161.70	205.55	24.36	41.86	156.86	200.99	19.10	37.24
	G24	161.73	203.76	21.19	44.63	146.93	190.25	7.80	32.75
	G25	162.90	203.60	8.71	36.13	162.43	209.91	11.60	34.05
	G26	168.66	212.62	9.11	31.55	164.94	216.82	14.16	34.85
G27	173.25	219.87	11.29	17.16	155.88	210.03	12.30	16.17	
	S25	115.46	188.02	29.11	46.36	119.73	189.12	22.30	30.50
	S26	111.45	172.65	27.33	49.42	117.64	174.93	25.00	46.35
	S27	119.16	190.87	30.50	47.14	129.01	194.18	28.80	47.30
	S28	125.30	187.66	26.10	53.10	126.43	186.66	23.90	41.92
	S29	124.82	194.69	23.76	46.39	131.03	195.64	23.10	48.65
	S30	132.32	193.56	25.40	50.79	134.06	192.72	26.50	46.72

<b>Comp.</b>	S33	126.61	200.41	27.62	34.10	133.19	195.12	12.60	15.90
	S34	130.90	187.56	17.80	45.68	133.44	190.52	26.30	49.59
	S37	131.66	190.03	23.96	43.62	137.39	190.55	22.48	46.39
	S38	132.72	198.25	26.14	53.02	139.14	199.38	24.75	49.51
	S39	128.98	198.41	24.60	45.76	133.99	191.38	23.50	41.44
	S40	125.91	186.81	25.60	34.49	128.45	187.29	27.60	50.87
	S67	132.07	192.34	29.11	48.21	Not Tested			
	S68	134.10	198.92	27.13	44.80	Not Tested			
	S69	138.88	183.89	21.88	48.37	Not Tested			
	S70	131.08	186.15	25.74	54.31	Not Tested			
	S44	143.55	208.28	20.10	39.93	144.14	205.03	22.08	37.59
	G12	175.48	212.95	21.98	52.21	180.00	220.92	22.57	42.97
	G13	160.91	212.84	25.45	47.72	Not Tested			
	G14	173.66	218.37	11.49	34.31	162.92	216.70	19.80	32.75
	G15	147.40	208.31	17.82	20.03	Not Tested			
	G21	166.80	210.04	19.60	41.58	175.26	220.48	21.40	48.00
	G22	177.52	222.62	13.10	45.17	168.89	217.99	16.60	37.14
	G23	163.62	215.16	17.10	23.30	155.25	220.27	16.40	22.54

The results of additional room temperature tensile testing of the G-heat samples that were heat treated with H2 are set forth in Table 3B below including the 0.2% offset yield strength (YS), the ultimate tensile strength (UTS), the percent elongation (%El), and the percent reduction in cross-sectional area (%RA).

**TABLE 3B**

	HEAT	1300F/1000 hrs							
		YS	UTS	%EI	%RA	YS	UTS	%EI	%RA
<b>Inv. (H2)</b>	G16	170.64	208.65	18.22	44.67	118.13	167.97	9.80	12.18
	G17	178.60	216.21	10.59	42.88	123.51	174.80	10.00	12.13
	G18	184.64	221.64	16.24	46.47	135.58	192.50	13.80	12.41
	G19	124.51	213.85	18.71	26.18	141.19	203.83	16.00	17.09
	G20	161.70	205.55	24.36	41.86	121.87	175.10	14.40	13.48
	G24	161.73	203.76	21.19	44.63	116.37	175.91	12.38	11.95
	G25	162.90	203.60	8.71	36.13	127.14	188.91	15.50	14.70
	G26	168.66	212.62	9.11	31.55	138.25	194.38	13.60	13.36
<b>Comp.</b>	G27	173.25	219.87	11.29	17.16	142.74	203.15	14.60	14.57
	G12	175.48	212.95	21.98	52.21	119.81	180.83	24.16	20.15
	G13	160.91	212.84	25.45	47.72	Not Tested			
	G14	173.66	218.37	11.49	34.31	139.79	186.23	11.49	12.09
	G15	147.40	208.31	17.82	20.03	Not Tested			

	G21	166.80	210.04	19.60	41.58	131.12	183.44	12.70	14.36
	G22	177.52	222.62	13.10	45.17	139.34	189.79	13.00	13.97
	G23	163.62	215.16	17.10	23.30	143.33	201.98	16.20	16.03

The results of elevated temperature tensile testing are set forth in Table 4A below including the 0.2% offset yield strength (YS), the ultimate tensile strength (UTS), the percent elongation (%El), and the percent reduction in cross-sectional area (%RA). In these tests a first set of tensile specimens was tested at a temperature of 1000°F and a second set of tensile specimens was tested at a temperature of 1300°F.

TABLE 4A

	HEAT	1000F				1300F			
		YS	UTS	%El	%RA	YS	UTS	%El	%RA
Inv. (H1)	S31	130.44	190.96	10.27	11.85	106.72	137.86	26.93	50.47
	S32	114.70	166.24	15.28	32.44	100.58	127.70	22.28	35.72
	S66	129.16	181.89	20.69	35.00	115.54	139.83	17.33	22.27
	G16	155.32	195.65	12.71	30.28	97.82	137.01	34.76	79.44
	G17	155.57	204.57	13.49	35.71	Not Tested			
	G18	169.59	209.96	12.29	31.29	100.20	141.05	32.83	85.12
	G19	130.20	198.47	16.02	26.11	77.05	129.80	41.39	86.01
	G20	134.85	174.71	16.45	28.39	117.35	153.44	19.82	20.18
	G24	143.02	191.03	12.11	29.99	106.71	141.07	32.11	40.31
	G25	154.2	201.46	10.72	25.95	105.44	146.90	32.11	73.71
	G26	142.58	192.21	7.05	15.05	105.56	143.52	36.51	98.52
G27	138.93	195.32	7.53	14.22	96.97	148.34	27.47	73.20	
Comp.	S25	107.99	173.16	18.78	32.89	95.46	132.92	6.34	12.16
	S26	106.90	160.41	19.20	44.27	95.40	125.53	6.76	14.24
	S27	113.90	172.94	20.42	41.11	101.06	130.44	3.50	4.63
	S28	115.33	174.99	18.90	43.09	104.69	132.51	5.25	10.97
	S29	120.48	179.02	14.25	37.52	110.84	136.20	3.26	5.65
	S30	120.92	176.39	19.63	40.92	115.34	133.06	2.90	6.42
	S33	117.68	179.88	17.63	32.10	113.22	144.58	4.16	11.60
	S34	120.71	174.98	19.93	35.36	112.75	136.36	6.80	10.99
	S37	125.76	177.28	14.55	38.40	107.53	133.19	4.16	8.68
	S38	122.39	177.13	17.33	48.37	111.34	133.53	3.30	9.84
	S39	121.79	174.00	19.38	39.83	113.24	139.63	5.50	7.04
	S40	114.65	170.23	20.53	42.94	110.02	129.18	3.80	6.92
	S67	120.48	172.09	26.04	38.79	Not Tested			
S68	124.10	180.78	27.82	44.26	120.42	149.63	8.02	16.37	

	S69	129.52	176.71	19.31	43.06	115.08	137.95	11.98	11.48
	S70	121.89	169.43	20.79	47.72	107.08	133.27	8.32	16.43
	S44	129.84	188.18	18.54	36.89	118.25	149.96	4.10	3.94
	G12	156.85	204.55	13.43	22.68	124.20	157.88	39.70	77.27
	G13	Not Tested				Not Tested			
	G14	145.13	206.96	14.10	25.59	128.36	166.26	15.00	38.07
	G15	Not Tested				121.81	165.78	4.34	6.72
	G21	156.85	204.02	11.14	26.65	118.88	156.18	32.65	65.37
	G22	155.61	206.17	8.8	15.58	120.20	161.13	27.17	71.19
	G23	140.94	212.23	12.77	18.77	121.13	161.90	15.36	20.55

The results of additional elevated temperature tensile testing of the G-heat samples that were heat treated with H2 are set forth in Table 4B below including the 0.2% offset yield strength (YS), the ultimate tensile strength (UTS), the percent elongation (%El), and the percent reduction in cross-sectional area (%RA).

TABLE 4B

	HEAT	1000F				1300F			
		YS	UTS	%El	%RA	YS	UTS	%El	%RA
Inv. (H2)	G16	105.87	160.99	19.58	24.29	101.25	146.95	21.69	24.30
	G17	113.48	165.72	16.81	21.23	106.85	151.73	20.66	24.11
	G18	118.07	171.82	14.1	22.15	116.10	159.27	19.70	25.55
	G19	122.65	177.89	11.33	19.90	120.21	163.04	10.12	11.67
	G20	103.84	154.42	26.39	35.34	108.61	155.82	15.60	19.84
	G24	Not Tested				108.17	146.82	17.11	20.67
	G25	113.42	166.93	13.13	18.90	114.31	151.82	24.04	28.66
	G26	121.27	174.17	11.39	15.12	117.58	157.23	18.19	18.40
	G27	126.18	176.51	8.19	14.36	130.71	162.25	10.48	12.02
Comp.	G12	101.71	151.2	27.59	37.15	97.68	143.01	15.18	18.53
	G13	Not Tested				Not Tested			
	G14	118.69	164.83	22.29	30.09	112.42	139.57	3.80	10.45
	G15	Not Tested				Not Tested			
	G21	156.85	204.02	11.14	26.65	118.88	156.18	32.65	65.37
	G22	119.56	168.35	18.98	26.83	114.75	152.72	4.94	13.36
	G23	122.83	174.97	18.07	27.52	99.42	143.18	13.61	23.51

The results of stress rupture testing performed at 1350°F and an applied stress of 80 ksi are presented in Table 5A below including the time to rupture (Life) in hours, the percent elongation (%El) and the percent reduction in cross-sectional area (%RA).

TABLE 5A

	HEAT	Life	%EI	%RA
Inv. (H1)	S31	2.65	23.10	62.20
	S32	1.52	28.30	43.70
	S66	3.68	21.60	39.90
	G16	1.16	22.50	69.40
	G17	1.18	39.40	77.20
	G18	0.99	26.60	75.00
	G19	0.88	49.20	79.20
	G20	14.70	28.10	51.90
	G24	3.15	28.30	40.00
	G25	5.95	36.40	60.70
	G26	3.71	27.30	70.90
	G27	10.70	26.00	43.00
	Comp.	S25	0.40	6.60
S26		2.06	14.60	26.10
S27		3.52	4.30	6.60
S28		1.03	3.70	7.90
S29		0.92	1.40	2.30
S33		8.41	6.10	8.30
S34		3.32	13.90	18.90
S30		3.24	4.30	4.70
S37		2.72	8.00	10.20
S38		2.98	2.90	4.40
S39		4.68	4.30	8.70
S40		4.60	10.60	17.40
S67		18.60	18.20	22.00
S68		1.33	4.40	7.20
S69		4.70	15.30	28.20
S70		3.38	14.60	24.00
S44		10.50	4.00	7.70
G12		4.31	11.00	18.50
G13		12.00	13.00	14.50
G14		27.20	21.60	71.00
G15		1.14	30.40	70.00
G21		12.30	24.60	68.20
G22		14.70	33.40	67.40
G23	13.20	22.30	68.30	

The results of additional stress rupture testing of the G-heat samples that were heat treated with H2 are presented in Table 5B including the time to rupture (Life) in hours, the percent elongation (%El) and the percent reduction in cross-sectional area (%RA).

5

TABLE 5B

	HEAT	Life	%El	%RA
<b>Inv. (H2)</b>	G16	37.50	16.30	17.60
	G17	51.00	18.00	25.90
	G18	62.80	26.10	37.40
	G19	73.00	26.40	30.00
	G20	35.60	24.20	11.00
	G24	30.80	7.50	8.90
	G25	46.70	25.60	39.80
	G26	54.20	25.30	42.90
	G27	57.60	27.60	38.40
<b>Comp.</b>	G12	31.60	2.10	4.90
	G13	51.90	1.10	3.20
	G14	117.00	4.30	8.70
	G15	96.30	0.36	2.80
	G21	104.00	13.00	19.50
	G22	121.00	5.60	7.50
	G23	127.00	8.00	8.70

In addition to the tensile and stress rupture testing, selected samples of the G and S heats were tested for dwell crack growth resistance. The results of the crack growth resistance testing are shown in Figures 1-3. Figure 1 includes a graph of the line that is defined by the equation  $da/dN = 1.2 \times 10^{-10} \times \Delta K^{4.3}$  compared to the graphs for the examples that were tested.

## EXAMPLE II

Additional testing was performed to demonstrate the benefits of the modified heat treatment according to the present invention. The testing was performed on samples of alloy G27, the composition of which is set forth in Table 1 above. The onset of the  $\gamma'$  solvus was 1845°F as determined by differential scanning calorimetry with a heating rate of 36°F/min. The samples were heat treated using several different heat treatments including single and double annealing treatments as shown in Table 6 below. Heat treatments HT-1 to HT-6 included a single annealing treatment at a temperature above the solvus temperature. Heat treatments HT-7

to HT-9 included a single annealing treatment at a temperature below the solvus temperature. Heat treatments HT-10 to HT-17 included a double annealing treatment consisting of a supersolvus anneal followed by a subsolvus anneal. All heat treatments included a standard aging treatment as described above.

5

Table 6 below shows the results of elevated temperature tensile testing at 1300°F including the yield strength (Y.S.) and tensile strength (U.T.S.) in ksi, the percent elongation (%El.) , and the percent reduction in area (%R.A.) on the several heat treated samples. Also shown in Table 6 are the results of stress rupture testing including the stress rupture life in hours at 1350°F under 80 ksi load (TTF). The values reported in Table 6 are the average of measurements taken on duplicate samples, except HT-1. A single sample was tested for HT-1.

10

Table 6

HT I.D.	Heat Treatment	Anneal	Y.S.	T.S.	%El.	%R.A.	TTF
1	2075F/1h/OQ + WQ Age	Supersolvus	130.7	162.3	10.5	12.0	57.6
2	2075F/1h/OQ + FC Age	Supersolvus	128.3	154.3	9.0	8.5	-
3	1850F/1h/OQ + FC Age	Supersolvus	138.5	158.3	6.2	8.5	17.5
4	1850F/1h/OQ +1400F/16h/AC	Supersolvus	141.3	167.6	6.2	12.4	29.3
5	1850F/1h/OQ + WQ Age	Supersolvus	136.3	159.5	5.9	7.5	-
6	1850F/1h/SC + FC Age	Supersolvus	129.3	153.5	7.8	10.0	-
7	1825F/1h/OQ + FC Age	Subsolvus	117.5	149.8	51.3	74.0	-
8	1800F/1h/OQ + FC Age	Subsolvus	110.3	146.4	40.4	75.3	5.21
9	1750F/1h/OQ + FC Age	Subsolvus	101.0	142.8	39.8	70.3	4.91
10	2075F/1h/OQ + 1800F/4h/OQ + WQ Age	Double	123.0	153.0	14.8	18.0	30.0
11	2000F/1h/OQ + 1800F/4h/OQ + WQ Age	Double	122.8	153.8	19.0	15.8	26.8
12	2075F/1h/OQ + 1800F/8h/OQ + WQ Age	Double	124.3	153.8	12.5	13.5	-
13	2075F/1h/OQ + 1700F/8h/OQ + WQ Age	Double	103.0	144.0	18.3	19.3	-
14	2000F/1h/OQ + 1800F/8h/OQ + WQ Age	Double	124.0	153.0	10.8	12.5	-
15	2075F/1h/FC + 1800F/4h/OQ + WQ Age	Double	128.8	155.0	5.0	9.0	-
16	2075F/1h/OQ + 1800F/4h/FC + WQ Age	Double	98.8	142.3	19.0	24.8	-



17	1850F/1h/FC + 1800F/4h/OQ + FC Age	Double	132.0	154.3	14.3	12.3	-
----	------------------------------------	--------	-------	-------	------	------	---

None of the heat treatments that used a supersolvus annealing temperature met the tensile ductility objective for this alloy. HT-1 through HT-5 show variations in the annealing temperature and aging procedure, yet ductility at acceptable levels was not achieved. A slow cool (SC) from the supersolvus annealing temperature to room temperature (HT-6) was also not effective to provide the desired ductility. Subsolvus annealing heat treatments used in HT-7, HT-8, and HT-9 resulted in improved ductility, but the yield strength decreased to less than 120 ksi and the stress rupture life was not acceptable.

A comparison of the results for HT-1 to the results for HT-10 shows that the addition of a second annealing step below the solvus temperature resulted in significantly increased ductility. The percent elongation increased from 10.5% to 14.8% and the percent reduction in area increased from 12% to 18%. The ductility provided after HT-10 exceeds the minimum acceptable ductility provided by a known superalloy. Although the tensile strength and stress rupture life after HT-10 are lower than after HT-1, the stress rupture life provided still exceeds the stress rupture life provided by another known superalloy.

The results for HT-11 show that the double anneal can be used with a lower temperature supersolvus temperature. The results for HT-12 and HT-14 demonstrate that extended times at the second annealing temperature may result in a lessening of the beneficial effect when close to the solvus temperature. The results for HT-13 show that conducting the second anneal at a temperature farther below the solvus temperature for the second anneal with extended time at temperature results in a further increase in ductility, but with a concomitant reduction in strength. The use of a 100°F/h furnace cool after the first annealing temperature eliminated any gains in ductility as shown by the results for HT-15. However, when the same furnace cool was used only after the second annealing temperature as in HT-16, a relatively high ductility was obtained, albeit with substantially lower strength. The results after HT-17 demonstrate that % elongation can be significantly increased when a second anneal of 1800°F is used in combination with an first 1850°F anneal, as compared to a single 1850°F anneal (HT-3).

The terms and expressions which are employed in this specification are used as terms of description and not of limitation. There is no intention in the use of such terms and expressions of excluding any equivalents of the features shown and described or portions thereof. It is recognized that various modifications are possible within the invention described and claimed

5 herein.

## CLAIMS

1. A nickel-base superalloy that provides a combination of high strength, good creep resistance, and good resistance to crack growth, said alloy consisting essentially of, in weight percent:

5

C	about 0.005 to about 0.1
Cr	about 13 to about 17
Fe	about 4 to about 20
Mo	about 3 to about 9
W	up to about 8
Co	up to about 12
Al	about 1 to about 3
Ti	about 0.6 to about 3
Nb	up to about 5.5
B	about 0.001 to about 0.015
Mg	about 0.0001 to about 0.0050
Zr	about 0.001 to about 0.08
Si	up to about 0.7
P	up to about 0.05

and the balance is nickel, usual impurities, and minor amounts of other elements as residuals from alloying additions during melting.

- 10 2. The alloy as claimed in Claim 1 which contains at least about 0.01% carbon.
3. The alloy as claimed in Claim 1 which contains at least about 14% chromium.
4. The alloy as claimed in Claim 1 which contains at least about 3.5% molybdenum.
- 15 5. The alloy as claimed in Claim 1 which contains not more than about 17% iron.
6. The alloy as claimed in Claim 1 which contains up to about 8% cobalt.
- 20 7. The alloy as claimed in Claim 1 which contains at least about 1% niobium.
8. The alloy as claimed in Claim 1 which contains at least about 1% titanium.

9. A nickel-base superalloy that provides a combination of high strength, good creep resistance, and good resistance to crack growth, said alloy consisting essentially of, in weight percent:

C	about 0.01 to about 0.05
Cr	about 14 to about 16
Fe	about 8 to about 17
Mo	about 3.5 to about 8
W	up to about 4
Co	up to about 8
Al	about 1.5 to about 2.5
Ti	about 1 to about 2.5
Nb	about 1 to about 5
B	about 0.003 to about 0.010
Mg	about 0.0001 to about 0.0020
Zr	about 0.015 to about 0.06
Si	up to about 0.7
P	up to about 0.05

5

and the balance is nickel, usual impurities, and minor amounts of other elements as residuals from alloying additions during melting.

10. The alloy as claimed in Claim 9 which contains at least about 0.02% carbon.

10

11. The alloy as claimed in Claim 9 which contains at least about 14.5% chromium.

12. The alloy as claimed in Claim 9 which contains at least about 3.8% molybdenum.

15 13. The alloy as claimed in Claim 9 which contains not more than about 16% iron.

14. The alloy as claimed in Claim 9 which contains up to about 5% cobalt.

15. The alloy as claimed in Claim 9 which contains at least about 2% niobium.

20

16. The alloy as claimed in Claim 9 which contains at least about 1.5% titanium.

17. A nickel-base superalloy that provides a combination of high strength, good creep resistance, and good resistance to crack growth, said alloy consisting essentially of, in weight percent:

C	about 0.02 to about 0.04
Cr	about 14.5 to about 15.5
Fe	about 9 to about 16
Mo	about 3.8 to about 4.5
W	up to about 3
Co	up to about 5
Al	about 1.8 to about 2.2
Ti	about 1.5 to about 2.1
Nb	about 2 to about 4.5
B	about 0.004 to about 0.008
Mg	about 0.0001 to about 0.0016
Zr	about 0.02 to about 0.04
Si	up to about 0.7
P	up to about 0.05

5

and the balance is nickel, usual impurities, and minor amounts of other elements as residuals from alloying additions during melting.

18. An article of manufacture having a combination of high strength, good creep resistance, and good resistance to crack growth, said article being made from a nickel-base superalloy that consists essentially of, in weight percent:

10

C	about 0.005 to about 0.06
Cr	about 13 to about 17
Fe	about 4 to about 20
Mo	about 3 to about 9
W	up to about 8
Co	up to about 12
Al	about 1 to about 3
Ti	about 0.6 to about 3
Nb	up to about 5.5
B	about 0.001 to about 0.012
Mg	about 0.0001 to about 0.0020
Zr	about 0.01 to about 0.08
Si	up to about 0.7
P	up to about 0.05

and the balance is nickel, usual impurities, and minor of other elements as residuals from alloying additions during melting, wherein said alloy is characterized by a solvus temperature and when the article is annealed at a temperature above the solvus temperature and %Mo+%W is greater than 7%, the alloy contains less than 9% cobalt.

19. An article of manufacture having a combination of high strength, good creep resistance, and good resistance to crack growth, said article being made from a nickel-base superalloy that consists essentially of, in weight percent:

10

C	about 0.01 to about 0.05
Cr	about 14 to about 16
Fe	about 8 to about 17
Mo	about 3.5 to about 8
W	up to about 4
Co	up to about 8
Al	about 1.5 to about 2.5
Ti	about 1 to about 2.5
Nb	about 1 to about 5
B	about 0.003 to about 0.010
Mg	about 0.0001 to about 0.0020
Zr	about 0.015 to about 0.06
Si	up to about 0.7
P	up to about 0.05

and the balance is nickel, usual impurities, and minor amounts of other elements as residuals from alloying additions during melting, wherein the alloy has a  $\gamma'$  solvus temperature not greater than about 1860°F and when the article is annealed at a temperature above the solvus temperature and %Mo+%W is greater than 7%, the alloy contains less than 9% cobalt.

15

20. An article of manufacture having a combination of high strength, good creep resistance, and good resistance to crack growth, said article being made from a nickel-base superalloy that consists essentially of, in weight percent:

20

C	about 0.01 to about 0.05
Cr	about 14 to about 16

Fe	about 8 to about 17
Mo	about 3.5 to about 8
W	up to about 4
Co	up to about 8
Al	about 1.5 to about 2.5
Ti	about 1 to about 2.5
Nb	about 1 to about 5
B	about 0.003 to about 0.010
Mg	about 0.0001 to about 0.0020
Zr	about 0.015 to about 0.06
Si	up to about 0.7
P	up to about 0.05

and the balance is nickel, usual impurities, and minor amounts of other elements as residuals from alloying additions during melting, wherein the alloy has a  $\gamma'$  solvus temperature greater than about 1880°F and when the article is annealed at a temperature below the solvus temperature, the alloy contains not more than about 1% tungsten, and when %Mo+%W is greater than 7%, the alloy contains less than 9% cobalt.

21. A process for improving the tensile ductility of a precipitation hardenable nickel-base superalloy comprising the steps of:

10 providing an intermediate product form made from a precipitation hardenable, nickel-base alloy;

determining the solvus temperature of  $\gamma'$  phase in the precipitation hardenable, nickel-base alloy;

15 heating the intermediate product form at a supersolvus temperature for a time sufficient to solution the  $\gamma'$  phase in the alloy; then

heating the intermediate product form at a subsolvus temperature for a time sufficient to cause precipitation and coarsening of  $\gamma'$  precipitate in the alloy; and then

aging the intermediate product form at temperature and time conditions selected to precipitate  $\gamma'$  phase in the alloy without further coarsening of the  $\gamma'$  phase.

20

22. The process according to Claim 21 wherein the aging step comprises the steps of:

heating the intermediate product form at a first aging temperature;

cooling the intermediate product form to a temperature below the first aging temperature;

heating the intermediate product form at a second aging temperature lower than the first aging temperature; and then  
cooling the intermediate product form to room temperature.

5 23. The process as claimed in Claim 21 wherein the subsolvus temperature is 10 to 150 F° below the solvus temperature.

24. The process as claimed in Claim 21 wherein the supersolvus temperature is about 1850-2100°F.

10

25. The process as claimed in Claim 21 comprising the step of cooling the intermediate product form at a rate of 100F° per hour after the intermediate product form is heated at the subsolvus temperature.



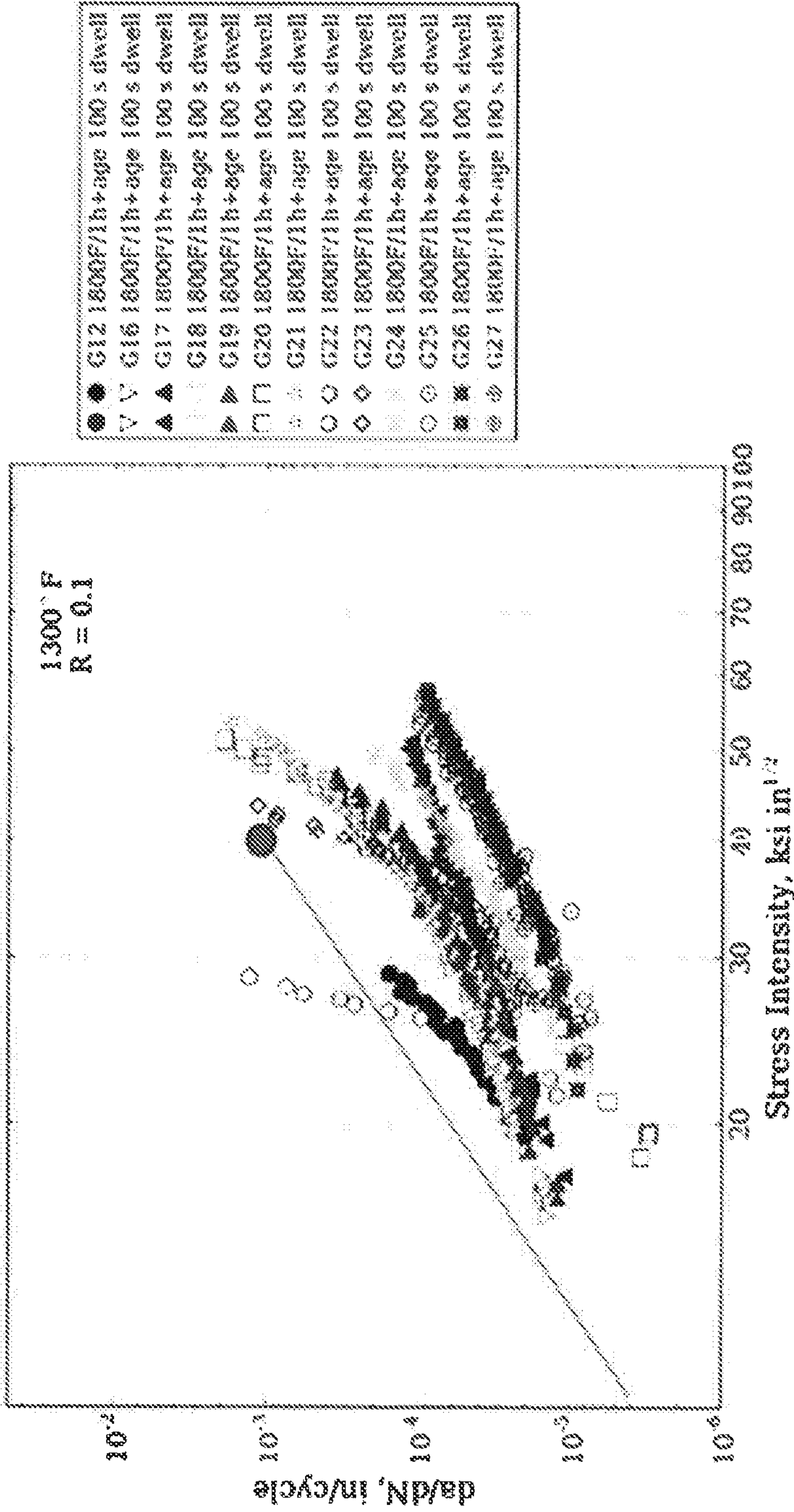


FIG. 1

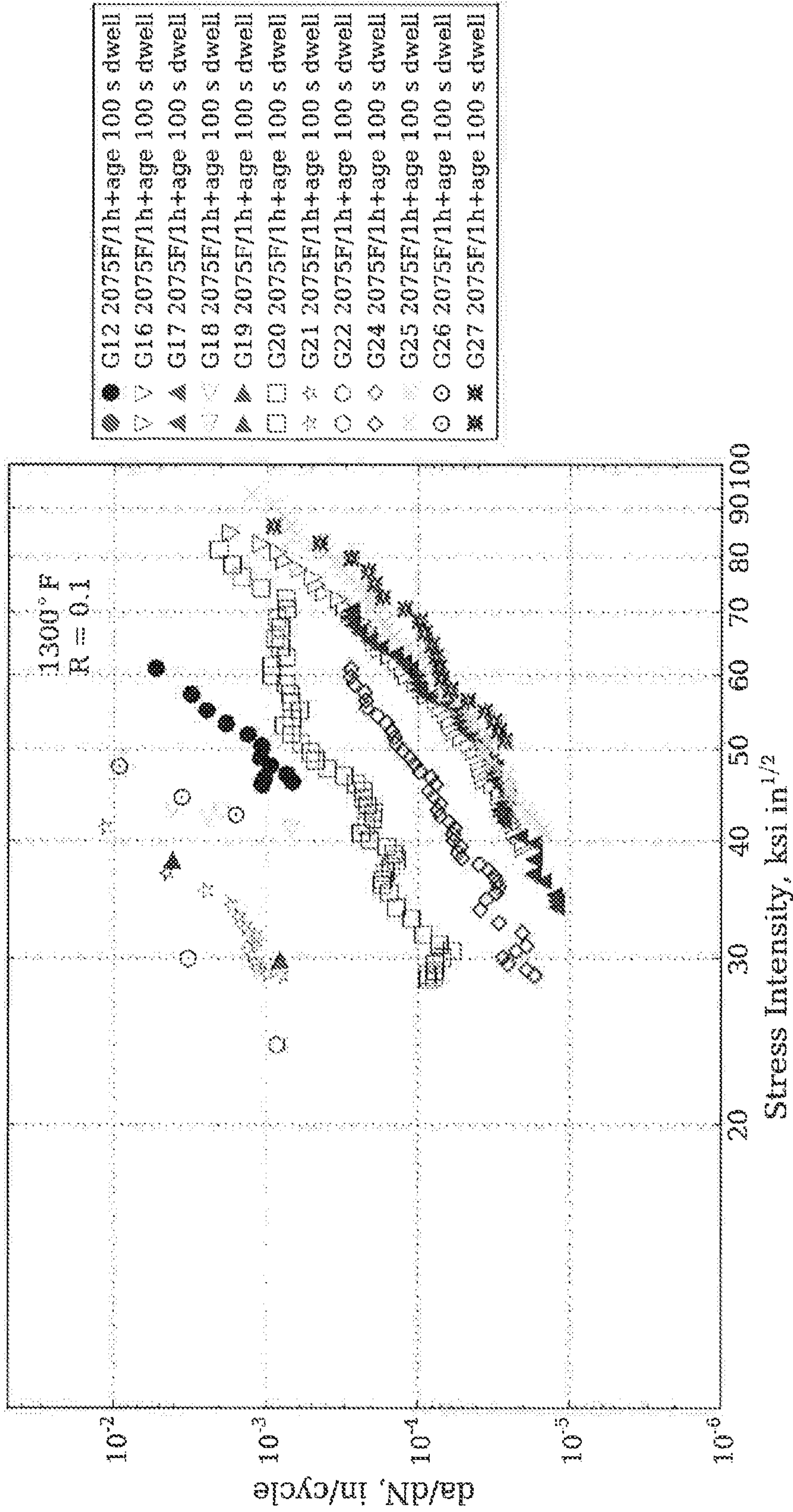


FIG. 2

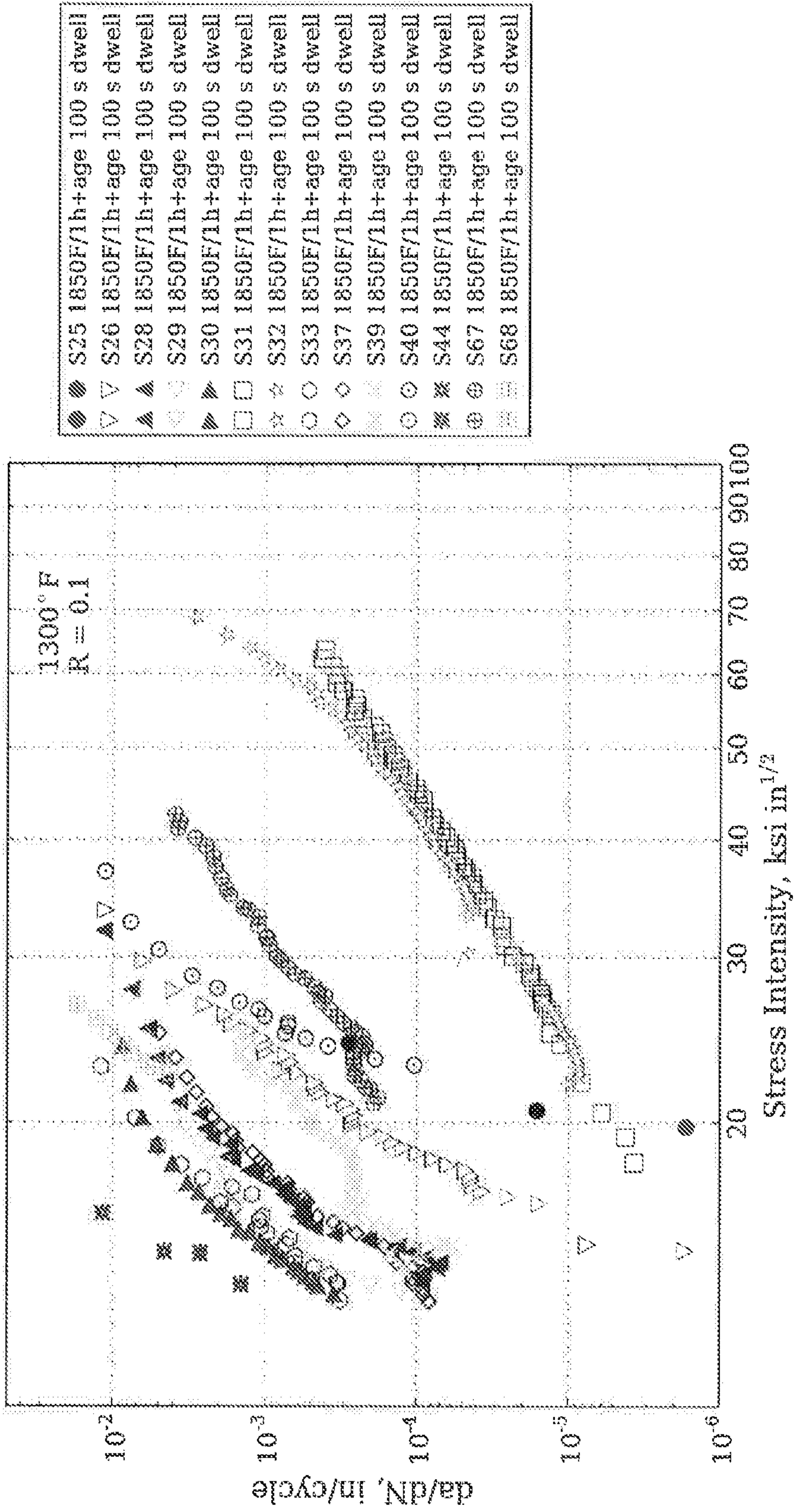


FIG. 3

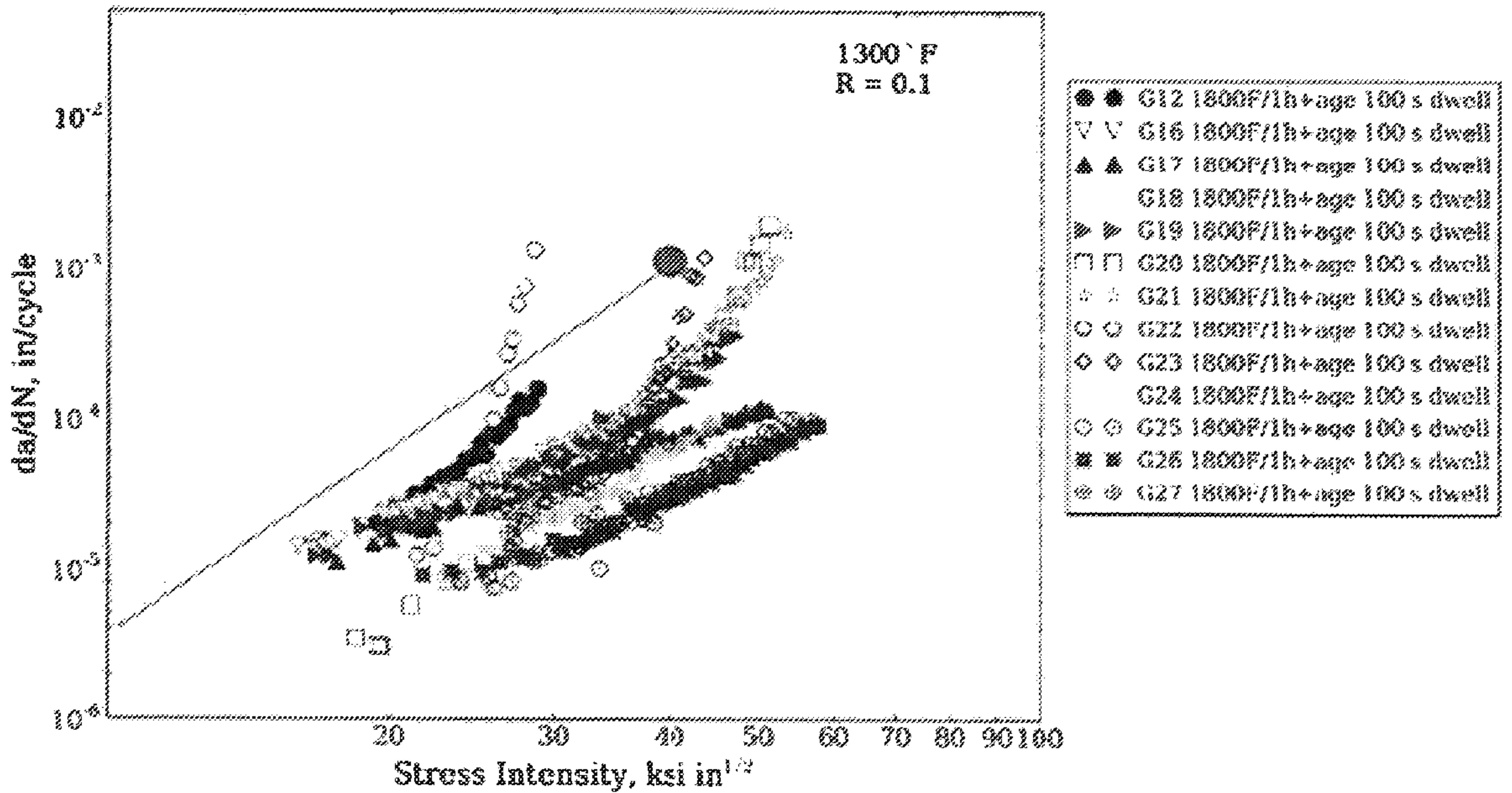


FIG. 1