



US00D703998S

(12) **United States Design Patent**
Funnell, II et al.

(10) **Patent No.:** **US D703,998 S**
(45) **Date of Patent:** **** May 6, 2014**

(54) **APPLIANCE KNOB**

(71) Applicant: **BSH Home Appliances Corporation**,
Irvine, CA (US)

(72) Inventors: **Richard W. Funnell, II**, Huntington
Beach, CA (US); **Andrew Roberson**,
Long Beach, CA (US); **Graham**
Sadtler, Huntington Beach, CA (US)

(73) Assignee: **BSH Home Appliances Corporation**,
Irvine, CA (US)

(**) Term: **14 Years**

(21) Appl. No.: **29/456,400**

(22) Filed: **May 31, 2013**

(51) **LOC (10) Cl.** **07-02**

(52) **U.S. Cl.**
USPC **D7/393; D8/311**

(58) **Field of Classification Search**
USPC D7/354-358, 359-361, 391, 393, 402,
D7/405, 406, 682; D8/107, 307, 300, 310,
D8/311; D13/171, 174; 16/110 R, 114 R,
16/118, 121, 309, 311, 312, 315, 320, 430,
16/431, 441; 74/548, 553, 558.5; 200/18,
200/61.8, 336-338, 564-570;
220/573.1-573.5, 752, 753, 755, 912;
D9/439

See application file for complete search history.

(56) **References Cited**

U.S. PATENT DOCUMENTS

D443,496 S *	6/2001	DeCosse	D8/300
D510,515 S *	10/2005	Miller	D8/311
D521,314 S *	5/2006	Ball	D7/393
D559,206 S *	1/2008	Neveu	D13/174
D577,538 S *	9/2008	Suh et al.	D7/393
D628,457 S *	12/2010	Bengtson	D8/311
D634,156 S *	3/2011	Fuller et al.	D7/393
D634,602 S *	3/2011	Bengtson	D8/311
D637,886 S *	5/2011	Bengtson	D8/311

* cited by examiner

Primary Examiner — Cynthia M Chin

(74) *Attorney, Agent, or Firm* — James E. Howard; Andre
Pallapies

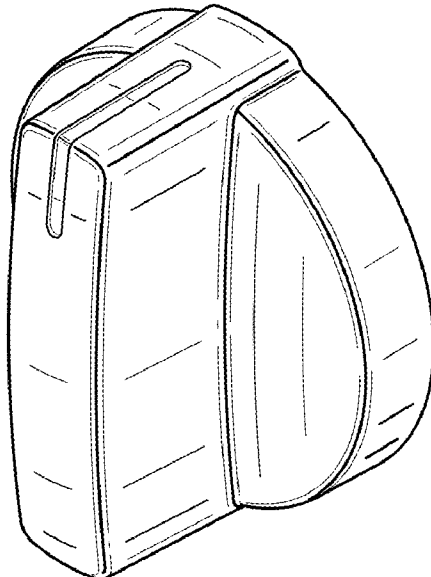
(57) **CLAIM**

The ornamental design for an appliance knob, as shown and
described.

DESCRIPTION

FIG. 1 is a front perspective view of an appliance knob show-
ing our new ornamental design;
FIG. 2 a front view thereof;
FIG. 3 is a top view thereof;
FIG. 4 is a bottom view thereof; and,
FIG. 5 is a left side view thereof, with the right side view
thereof being a mirror image thereof.
The views of the appliance knob not shown (e.g., rear view),
form no part of the claimed design.

1 Claim, 2 Drawing Sheets



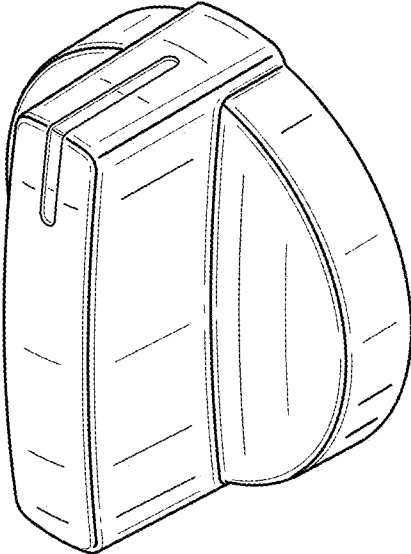


Fig. 1

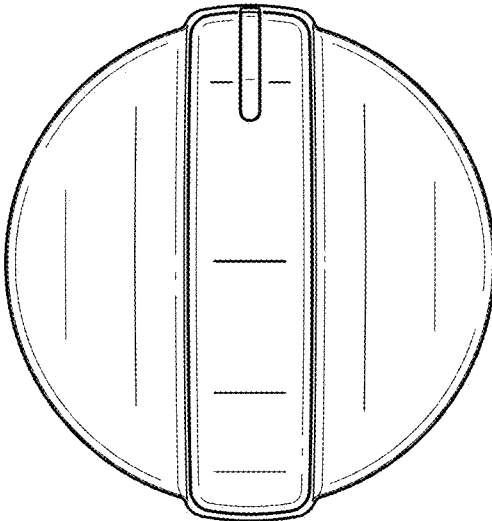


Fig. 2

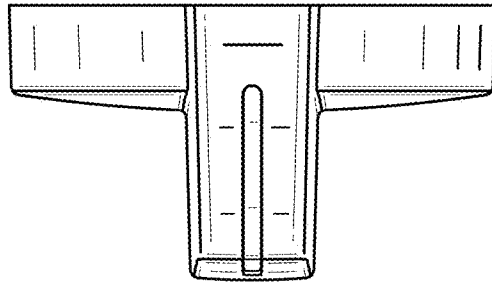


Fig. 3

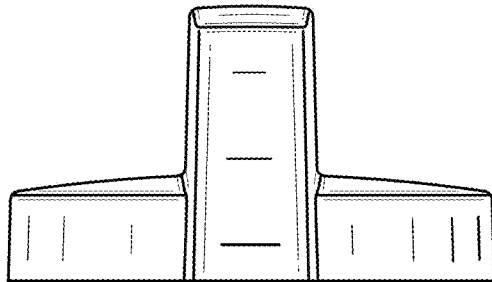


Fig. 4

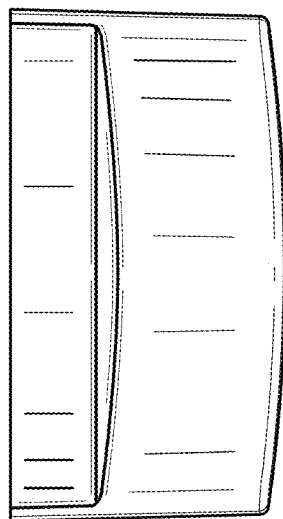


Fig. 5