

A. B. SANDERS.
 COMBINATION UNDERGARMENT.
 APPLICATION FILED MAY 2, 1919.

1,339,070.

Patented May 4, 1920.

3 SHEETS—SHEET 1.

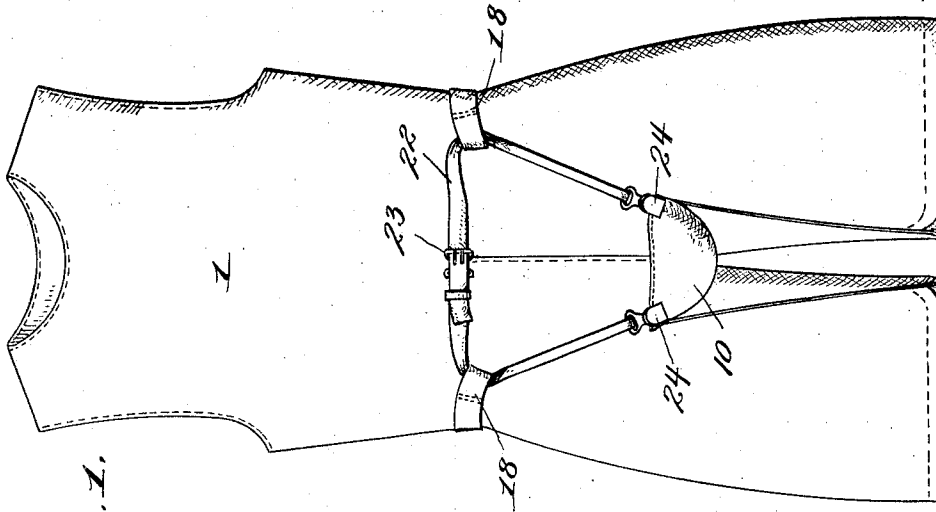


Fig. 1.

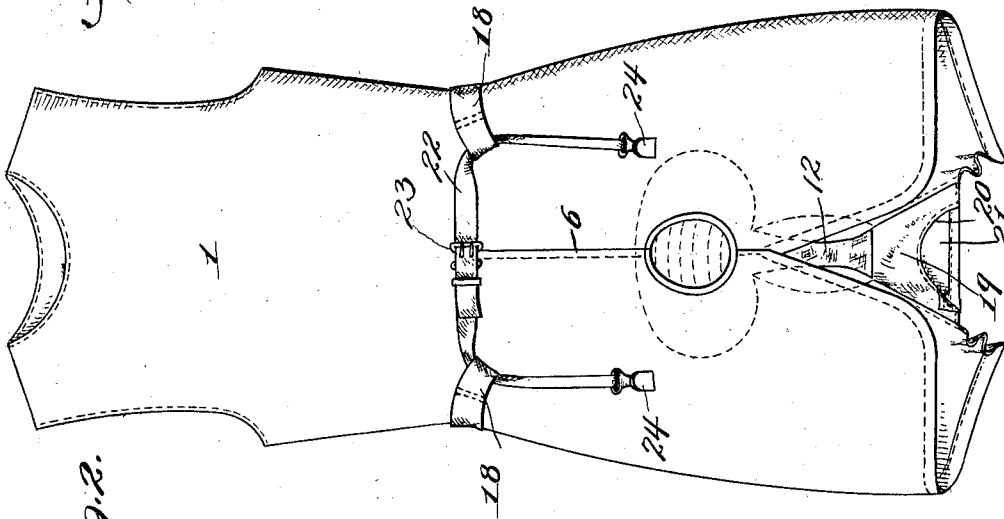


Fig. 2.

Witness

C. D. Heald

Inventor

Alexander B. Sanders

By

James L. Nettie

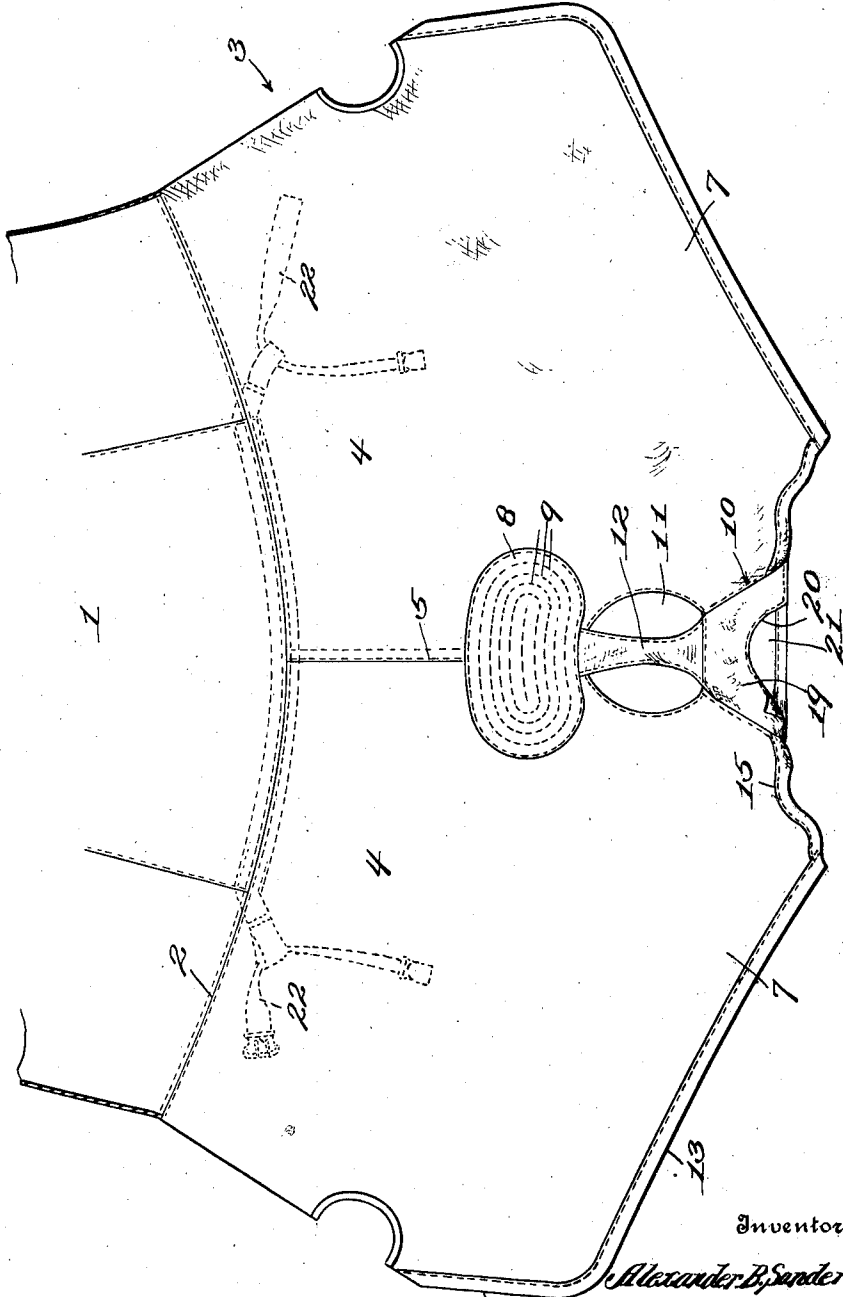
Attorney

A. B. SANDERS.
COMBINATION UNDERGARMENT.
APPLICATION FILED MAY 2, 1919.

1,339,070.

Patented May 4, 1920,
3 SHEETS—SHEET 2.

Fig. 3.



Witness
C. H. Keeler

384

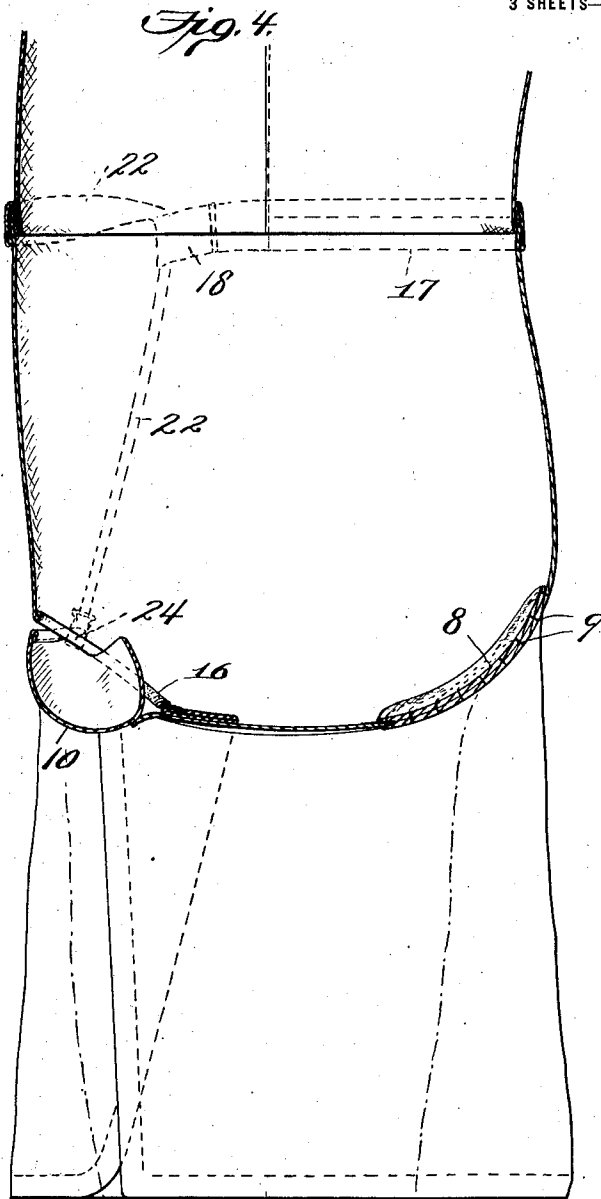
Inventor
Alexander B. Sanders
Attorney
Amos L. Norris

A. B. SANDERS.
COMBINATION UNDERGARMENT.
APPLICATION FILED MAY 2, 1919.

1,339,070.

Patented May 4, 1920.

3 SHEETS—SHEET 3.



Witness

C. H. ...

Inventor

Alexander B. Sanders

By

James L. Norris

Attorney

UNITED STATES PATENT OFFICE.

ALEXANDER B. SANDERS, OF MIAMI, FLORIDA.

COMBINATION-UNDERGARMENT.

1,339,070.

Specification of Letters Patent.

Patented May 4, 1920.

Application filed May 2, 1919. Serial No. 294,205.

To all whom it may concern:

Be it known that I, ALEXANDER B. SANDERS, a citizen of the United States, residing at Miami, in the county of Dade and State of Florida, have invented new and useful Improvements in Combination-Undergarments, of which the following is a specification.

This application is to be regarded as a continuation, in part, of my co-pending application, Serial No. 250576, that is to say, a continuation in respect to any broad or general features of patentable novelty which are also disclosed and which might otherwise be claimed in my said co-pending application.

This invention relates to improvements in combination undergarments of that general type wherein a suspensory (which term is to be understood as herein comprehending any suitable supporter for genital parts, such as an athletic supporter), is provided.

The invention is directed to a construction in which the suspensory is combined with the drawers.

The objects of the invention, briefly stated, are to provide a combination undergarment wherein the suspensory may be drawn somewhat closely and tightly and is self-adaptable to the particular size of the adjacent parts of the body to which it is applied, thereby effectively serving its intended purpose, which will permit entire freedom of movements of the legs without any liability of chafing or binding in the crotch, wherein the seat portion of the drawers is prevented from becoming puckered, creased, or folded between the buttocks, regardless of the tightness with which the suspensory may be drawn, thereby promoting comfort and preventing chafing both in standing and sitting, wherein the necessity for buttoners or fasteners on the garment proper is dispensed with and the parts may be fitted or released with ease and quickness, and which shall have most efficient wearing properties within the areas wherein resistance to wear is specially required, shall be without any binding effect on the body, may be readily laundered, and may be made loose-fitting in the legs, similar to athletic underwear and of light and cool material.

With the above objects in view, the invention consists in certain novel features of

structure, combination and relation involving the suspensory and the parts by which the suspensory is connected to or associated with the rest of the garment, all as will be pointed out in detail as the description proceeds.

An embodiment of the invention is illustrated in the accompanying drawings, wherein:—

Figure 1 is a front elevation of the garment with the parts disposed as in use.

Fig. 2 is a similar view showing the suspensory unfastened.

Fig. 3 is a developed elevation of the garment from the inside.

Fig. 4 is a vertical central sectional view of the garment as in use.

Similar characters of reference designate corresponding parts throughout the several views.

The structure to which the invention is directed involves the combination of the suspensory and the drawers, but may be, and preferably is, incorporated in a full union suit wherein the shirt is included in the undergarment combination; and this preferred form is shown in the drawings, the shirt body 1 being made either integral with or, as shown, in a separate piece from the drawers and secured thereto along a stitched seam 2 encircling the waist portion of the garment.

The drawers 3 are preferably made in two counterpart sections 4 (Fig. 3) secured together at the center of the back of the garment along a stitched vertical seam 5, and also secured at the center of the front of the garment, preferably permanently, as by a seam 6 (Fig. 2), similar to the seam 5, the seams 5 and 6 extending from the waist or waist seam 2. The sections 4 are fashioned to encircle the body below the waist, to provide a seat, and to provide the legs. The latter are afforded by the free portions 7 of said sections located below or beyond the seams 5 and 6. The seat includes a wear portion 8 of generally oval outline and which is located symmetrically with respect to the sections 4, each half of said wear portion at one side of a line forming a continuation of the seam 5 being incorporated with the adjacent section. The wear portion 8 may either be an inserted panel or, as shown in Fig. 4, it may utilize the material of the sections 4 as a ply and

include another ply or plies imposed thereon; in any case it is somewhat heavier as to its structure, and preferably also as to one or more of its plies of material, than
 5 the rest of the garment. Said wear portion is preferably stiffened in the transverse direction in order that it may not pucker or crease between the buttocks of the wearer and the best means now in view consists of
 10 somewhat closely associated rows of stitching 9 connecting the plies of said wear portion and extending in the general transverse direction.

The garment includes a bag 10 which
 15 forms the essential element of the suspensory and is located symmetrically of the parts 7 as an insert along their common outer edge, said bag preferably being of trapezoidal shape as shown in Fig. 3.

The crotch portion of the garment lies
 20 between the wear portion 8 and the bag 10 and is preferably of open character, that is to say, an opening 11 is provided between the bag 10 and the wear portion 8 to insure
 25 the comfort of the wearer by eliminating any surplus material which might bind or chafe in the crotch. However, this function of the opening 11 is not incompatible with the use of a somewhat narrow connecting strip 12 disposed centrally of said
 30 opening and extending between the bag 10 and the wear portion 8, the strip 12 being preferably employed to prevent any exposure of the crotch and to aid in securing
 35 the accurate and comfortable fit of the seat portion and the bag.

The parts 7, as stated, provide the legs and these are fashioned incidentally when the bag 10 is secured in position. Thus,
 40 each part 7 has an edge 13 which encircles the legs, an edge 14 extending at an angle to the edge 13, and which lies vertically along the legs, and an edge 15 also extending at an angle to the edge 13 and which adjoins
 45 the bag 10 and overlies the edge 14, thereby forming a completely inclosed leg. When, the garment being placed upon the body, the bag 10 is drawn from the rear (Fig. 2) between the crotch to its normal position in
 50 front (Fig. 1) the edges 15 hang loosely from said bag but in close relation over the edges 14. It is unnecessary to provide fasteners between the edges 14 and 15, though fasteners of any suitable construction may, of course, be used, if desired.
 55

At the front of the garment clearance must be allowed for the genitals and in the construction shown this is provided for by an opening 16 which forms an interruption
 60 of the seam 6 and is suitably proportioned for the purposes in view, the bag 10 being secured over said opening.

The bag 10 is supported from the waist portion of the garment in any suitable manner. For this purpose, it is preferred to

provide a suitable waist encircling belt 17 which may be made of very light material and is preferably attached to the garment in the rear, extending toward the front just beyond the hips, and terminating in loops
 70 18 and a belt attachment which is passed through the loops 18. The belt attachment 22 preferably consists of two companion pieces connected by an adjustable fastener 23, by means of which the bag 10 may be
 75 drawn to a comfortable position. This belt attachment may be made of any suitable material with sufficient elastic to yield to any position of the body, and the portion operating within the loops 18 is preferably
 80 circular in cross section. Its end portions depend from the loops 18 and are provided with suitable means for engagement with the bag 10, *e. g.*, spring clamps 24.

The clamps 24 may be attached to any
 85 suitable place at or near the corners of the bag 10 as may secure the best results, and by means of the belt attachment the bag 10 may be pulled up or let out as desired, thereby to secure the degree of tightness
 90 and comfort best adapted for the particular individual. It will be apparent that the tightness with which the bag 10 may be drawn in order best to serve its intended
 95 function will have no effect in causing the wear portion 8 of the seat to pucker or bear with pressure against the body.

The bag 10 may be of any suitable construction to promote comfort in the support of the genitals. It is preferably in the form
 100 of a well-defined pocket and includes an inner web 19 whose outer edge 20 is curved to conform to the outline of the crotch just back of the genitals. Such pocket receives the genitals when projected through the
 105 opening 16 (Fig. 4) and the web 19 prevents the genitals from having contact with the body when the bag 10 is secured more or less tightly.

The only operation involved in the use of
 110 the drawers is the manipulation of the belt attachment: by the simple operation of disconnecting the spring clamps the bag 10 is released and the drawers are entirely
 115 opened as shown in Fig. 2, thus enabling the garment to be ready in a second for the use of the toilet.

What I claim is:—

1. A pair of drawers to encircle the body and having projecting leg encircling portions, a centrally located stiffened seat portion, a genital supporting bag secured between and connecting the leg encircling portions and in front of and in line with the seat portion, and means for drawing the
 125 bag more or less tightly in its operative position at the front of the drawers.

2. A pair of drawers to encircle the body and having projecting leg encircling portions, a centrally located stiffened seat por-
 130

tion, a genital supporting bag secured between and connecting the leg encircling portions and in front of and in line with the seat portion, and means for drawing the bag more or less tightly in its operative position at the front of the drawers, the drawers being of open construction between the bag and the seat portion.

3. A pair of drawers to encircle the body and having projecting leg encircling portions, a centrally located stiffened seat portion, a genital supporting bag secured between and connecting the leg encircling portions and in front of and in line with the seat portion, and means for drawing the bag more or less tightly in its operative position at the front of the drawers, the drawers having an opening between the bag and the seat portion and having a connecting strip extending through said opening.

4. A pair of drawers to encircle the body and having projecting leg encircling portions and a centrally arranged genital supporting bag secured between and connecting the leg encircling portions, the latter each having a leg encircling edge and inner and outer side edges disposed at an angle to the leg encircling edge, the inner side edges extending to the bag and when the bag is brought to its operative position being themselves brought into overlying relation to the other side edges.

5. A pair of drawers to encircle the body, having at the front thereof an opening for the genitals and also having leg encircling portions and a genital supporting bag connected to said drawers to be drawn between the crotch to an operative position in front of said opening, the bag being in the form

of a pocket and having an inner web to lie in the rear of the genitals.

6. A pair of drawers to encircle the body and having at the front thereof an opening for the genitals and also having projecting leg encircling portions and a centrally arranged genital supporting bag secured between and connecting the leg encircling portions, said bag having an operative position in front of said opening and being in the form of a pocket provided with an inner web to lie in the rear of the genitals.

7. A pair of drawers to encircle the body, having at the front thereof an opening for the genitals and also having leg encircling portions and a genital supporting bag connected to said drawers to be drawn between the crotch to an operative position in front of said opening, therein to cooperate with said opening.

8. A pair of drawers to encircle the body and having projecting leg encircling portions and a centrally arranged genital supporting bag secured between and connecting the leg encircling portions, the latter each having an outer side edge and a leg encircling edge disposed at an angle to said side edge and between the same and the bag whereby when the bag is drawn between the legs to its operative position parts of the leg encircling portions will be brought into overlying relation to said side edges.

In testimony whereof I have hereunto set my hand in presence of two subscribing witnesses.

ALEXANDER B. SANDERS.

Witnesses:

ERNEST W. BEBINGER,

JOHN S. BENZ.