



US00D509901S

(12) **United States Design Patent**
Phelan et al.

(10) **Patent No.:** **US D509,901 S**

(45) **Date of Patent:** **** Sep. 20, 2005**

(54) **HANDHELD MEDICAL TEST DEVICE**

(75) Inventors: **Andrew P. Phelan**, Bedford (GB);
Stephen P. Sharrock, Bedford (GB)

(73) Assignee: **Inverness Medical Switzerland GmbH**, Zug (CH)

(**) Term: **14 Years**

(21) Appl. No.: **29/193,820**

(22) Filed: **Nov. 13, 2003**

(30) **Foreign Application Priority Data**

May 13, 2003 (GB) 3012695

(51) **LOC (8) Cl.** **24-02**

(52) **U.S. Cl.** **D24/223**; D24/186; D24/216;
D24/225

(58) **Field of Search** D24/223, 225,
D24/216, 186, 224; D10/81; 422/58, 56,
55, 104, 102, 99, 68.1, 82.5; 436/514, 805,
808, 806, 809, 810, 164, 168, 169, 170;
435/810, 975, 970, 969, 287.2, 297.3, 288.3,
288.4, 288.5, 806

(56) **References Cited**

U.S. PATENT DOCUMENTS

D348,522 S 7/1994 Groothuizen
D348,735 S 7/1994 Groothuizen
D358,218 S 5/1995 Groothuizen et al.

D365,998 S 1/1996 Groothuizen et al.
D367,236 S 2/1996 Groothuizen et al.
D383,549 S 9/1997 Arnett et al.
D394,317 S * 5/1998 Carp D24/223
D412,990 S 8/1999 Woolston et al.
D491,274 S * 6/2004 Dubniczki et al. D24/223
D497,673 S * 10/2004 Long D24/223
D497,999 S * 11/2004 Long D24/223
2005/0037510 A1 * 2/2005 Sharrock et al. 422/82.05

* cited by examiner

Primary Examiner—Ian Simmons

(74) *Attorney, Agent, or Firm*—Foley Hoag LLP; Scott E. Kamholz

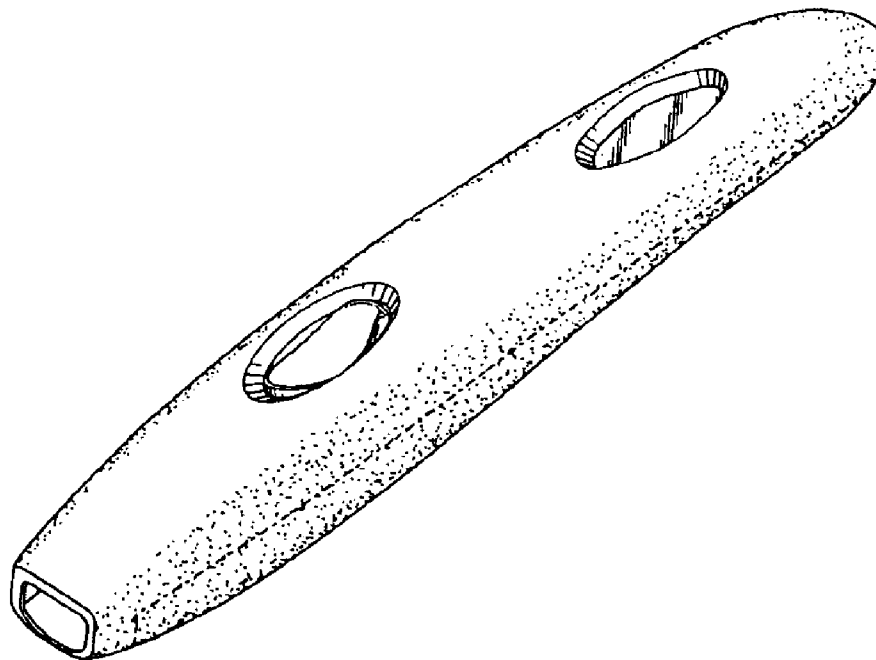
(57) **CLAIM**

The ornamental design for a handheld medical test device, as shown and described.

DESCRIPTION

FIG. 1 is a front perspective view of the top and left side of a handheld medical test device showing the design; FIG. 2 is a top plan view thereof; FIG. 3 is a bottom plan view thereof; FIG. 4 is a left side elevation view thereof, the right side being a mirror image thereof; FIG. 5 is a front elevation view of the design; and, FIG. 6 is a rear elevation view thereof. Broken lines shown in the drawings are for illustrative purposes only and do not form part of the claimed design.

1 Claim, 3 Drawing Sheets



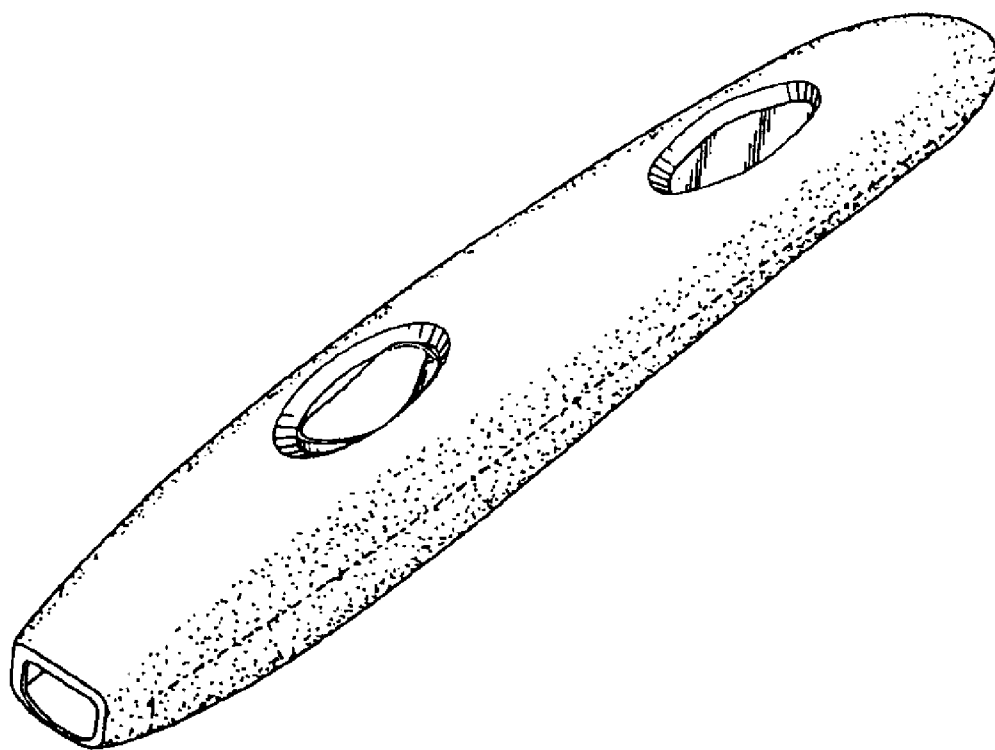


Fig. 1

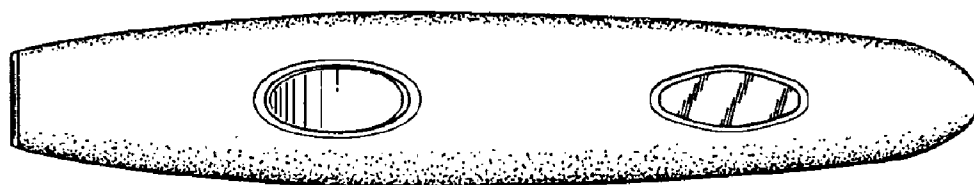


Fig. 2



Fig. 3

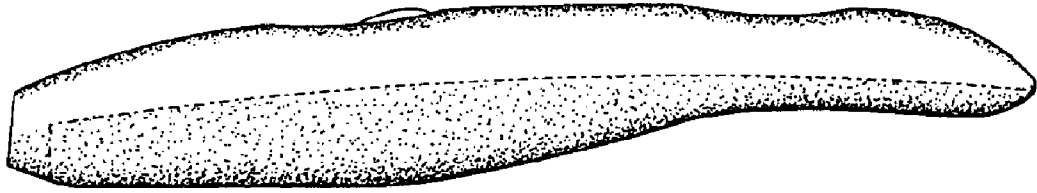


Fig. 4

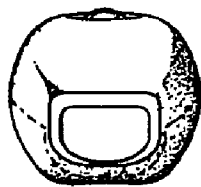


Fig. 5



Fig. 6