



US00D472838S

(12) **United States Design Patent** (10) **Patent No.:** **US D472,838 S**
Ziller (45) **Date of Patent:** **** Apr. 8, 2003**

(54) **BODY PIERCING**
(76) Inventor: **Ted Ziller**, 6346 Montgomery Rd., San Antonio, TX (US) 78239
(**) Term: **14 Years**
(21) Appl. No.: **29/152,336**
(22) Filed: **Dec. 18, 2001**
(51) **LOC (7) Cl.** **11-01**
(52) **U.S. Cl.** **D11/1; D11/40**
(58) **Field of Search** D11/1, 2, 7, 11, D11/14, 40-44, 47-49, 53, 55, 62-63, 65-70, 72-73, 75-77, 79-88, 95-97, 99-100, 103, 108, 110, 112, 115; 70/458; D3/211, 207; 63/1.11, 1.14, 12, 13, 14.1, 18-20, 23

D370,865 S * 6/1996 Brisk D11/40
D385,211 S * 10/1997 Brisk D11/40
D420,304 S * 2/2000 Porcell D11/40

* cited by examiner

Primary Examiner—Ralf Seifert
(74) *Attorney, Agent, or Firm*—Wayne J. Colton, Inc.

(57) **CLAIM**

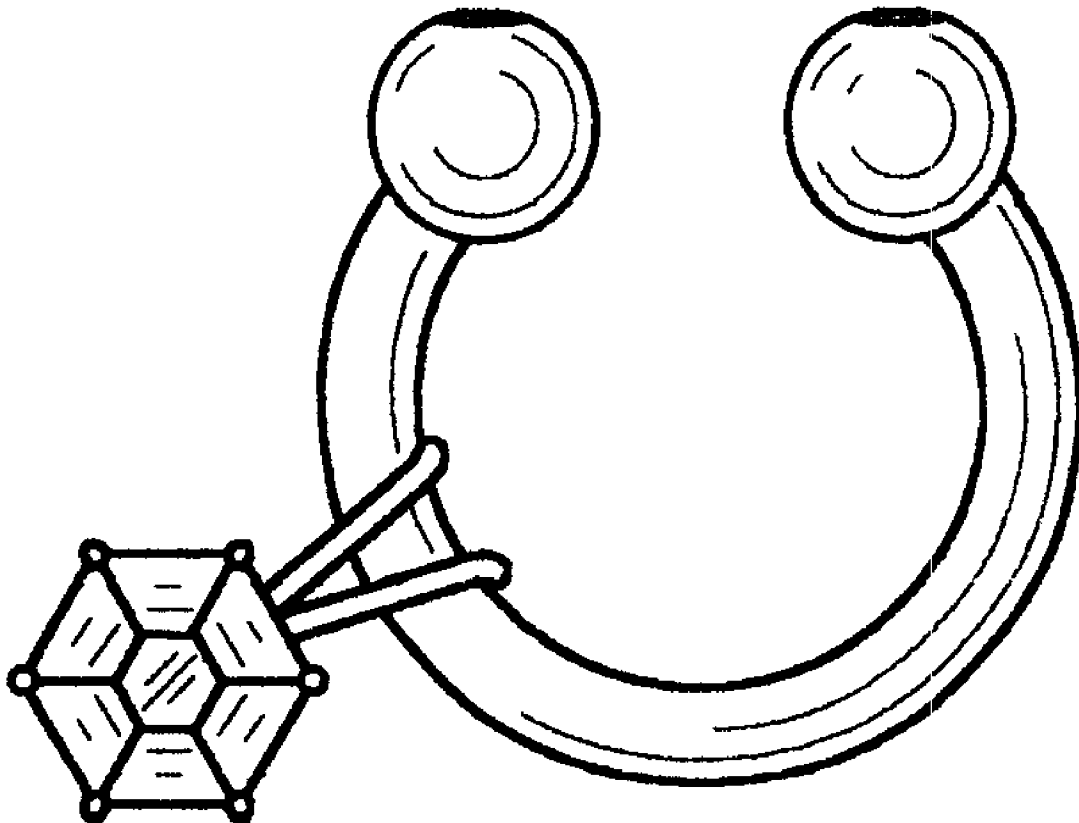
The ornamental design for a body piercing, as shown and described.

DESCRIPTION

FIG. 1 is a top plan view of a body piercing, showing my new design;
FIG. 2 is a bottom plan view thereof;
FIG. 3 is a front elevational view thereof;
FIG. 4 is a back elevational view thereof;
FIG. 5 is a left side elevational view thereof;
FIG. 6 is a right side elevational view thereof; and,
FIG. 7 is an enlarged perspective view thereof.

(56) **References Cited**
U.S. PATENT DOCUMENTS
1,522,607 A * 1/1925 Anderson D3/207
D206,346 S * 11/1966 Steinman D11/75
D339,310 S * 9/1993 Azrielant D11/40

1 Claim, 1 Drawing Sheet



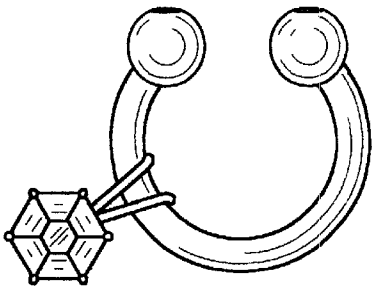


Fig. 1

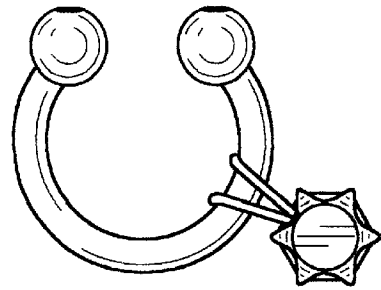


Fig. 2

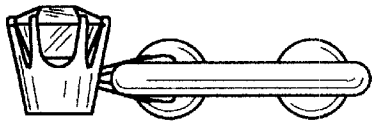


Fig. 3

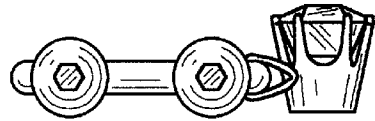


Fig. 4

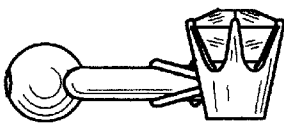


Fig. 5



Fig. 6

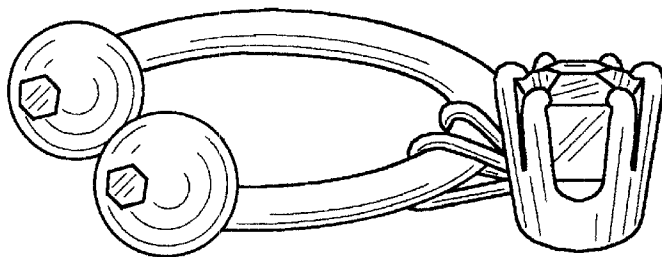


Fig. 7