



US00D830677S

(12) **United States Design Patent**
Burnett et al.

(10) **Patent No.:** **US D830,677 S**

(45) **Date of Patent:** **** Oct. 16, 2018**

(54) **FOOTWEAR**

(71) Applicant: **Cabela’s Incorporated**, Sidney, NE (US)

(72) Inventors: **Rob Burnett**, Sidney, NE (US);
Ramsey Mills, Sidney, NE (US);
Darrin Anderson, Sidney, NE (US)

(73) Assignee: **CABELA’S LLC**, Sidney, NE (US)

(**) Term: **15 Years**

(21) Appl. No.: **29/574,773**

(22) Filed: **Aug. 18, 2016**

(51) **LOC (11) Cl.** **02-04**

(52) **U.S. Cl.**

USPC **D2/970; D2/910**

(58) **Field of Classification Search**

USPC D2/897–900, 909–912, 970
CPC .. A43B 5/00; A43B 23/00; A43B 7/00; A43B
5/002

See application file for complete search history.

(56) **References Cited**

U.S. PATENT DOCUMENTS

D154,502 S * 7/1949 Marx D2/910
D282,599 S * 2/1986 Frey D2/911

D304,125 S * 10/1989 Kushitani D2/912
D622,487 S * 8/2010 McCarron D2/909
D638,208 S * 5/2011 Lee D2/912
D701,681 S * 4/2014 Spring D2/910
D704,928 S * 5/2014 Roundhouse D2/970
D732,805 S * 6/2015 Bruder D2/911

* cited by examiner

Primary Examiner — Holly H Baynham

Assistant Examiner — Rashida C. Walshon

(74) *Attorney, Agent, or Firm* — Pillsbury Winthrop Shaw Pittman, LLP

(57) **CLAIM**

The ornamental design for footwear, as shown and described.

DESCRIPTION

FIG. 1 is a left, top, front perspective view of footwear according to our new design;
FIG. 2 is a left side elevational view thereof;
FIG. 3 is a right side elevational view thereof;
FIG. 4 is a front elevational view thereof;
FIG. 5 is a rear elevational view thereof; and,
FIG. 6 is a top plan view thereof.

The broken lines illustrate unclaimed environmental structure. The broken lines immediately adjacent the solid-line portions of the footwear define the bounds of the claimed design form no part thereof.

1 Claim, 5 Drawing Sheets





FIG. 1

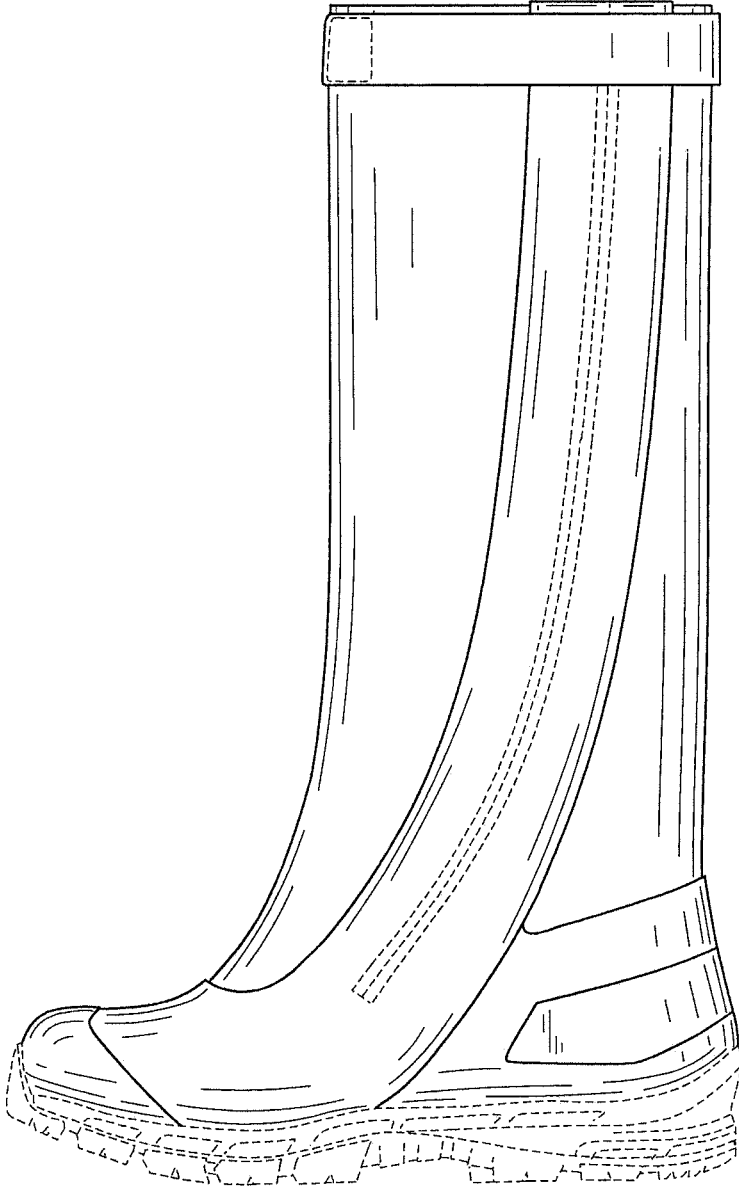


FIG. 2

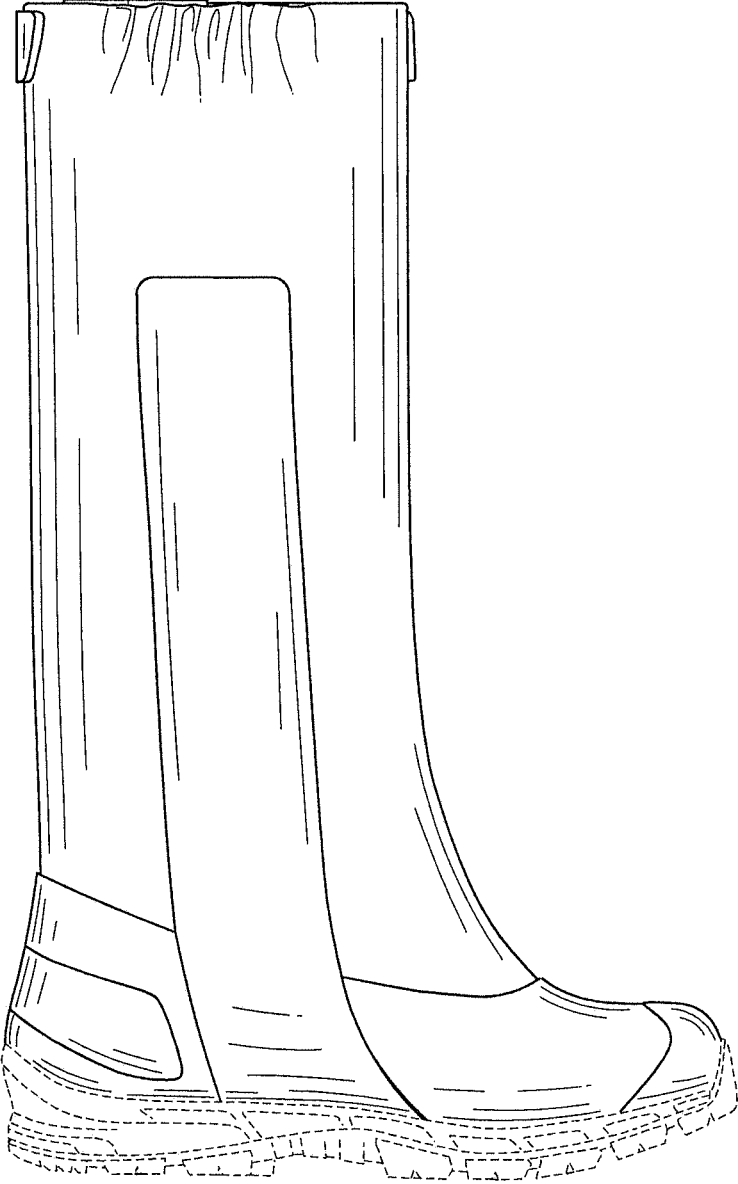


FIG. 3

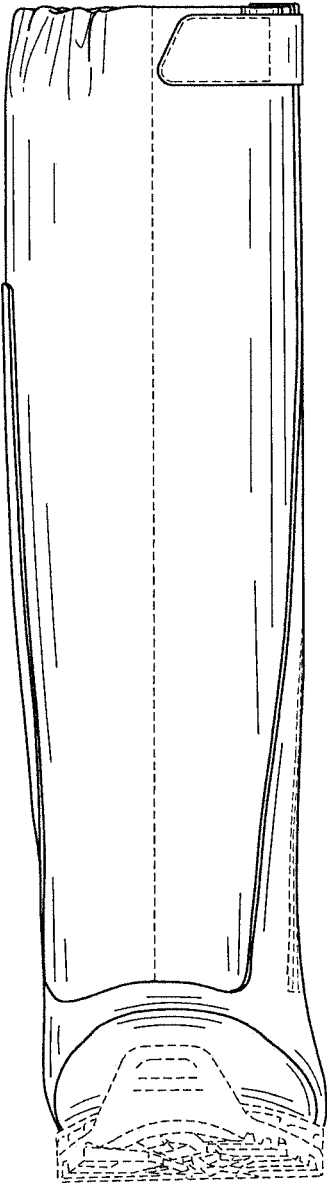


FIG. 4

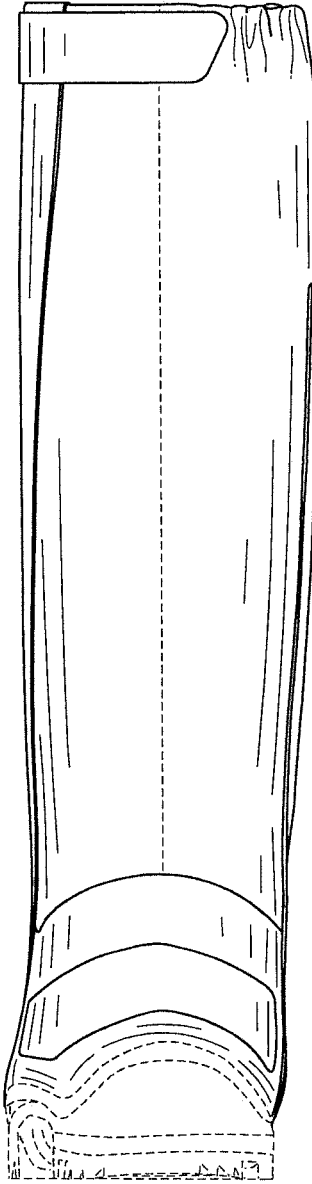


FIG. 5

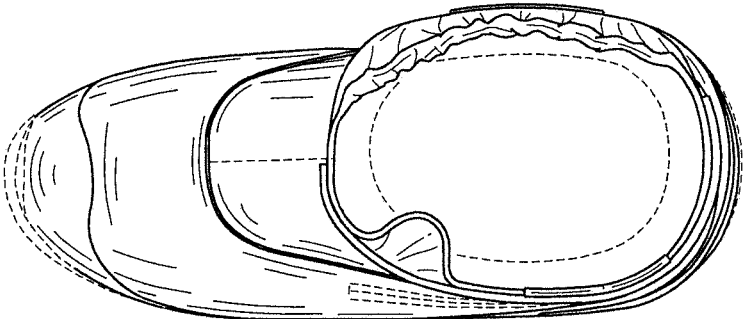


FIG. 6