

March 6, 1934.

H. D. SNEIDER

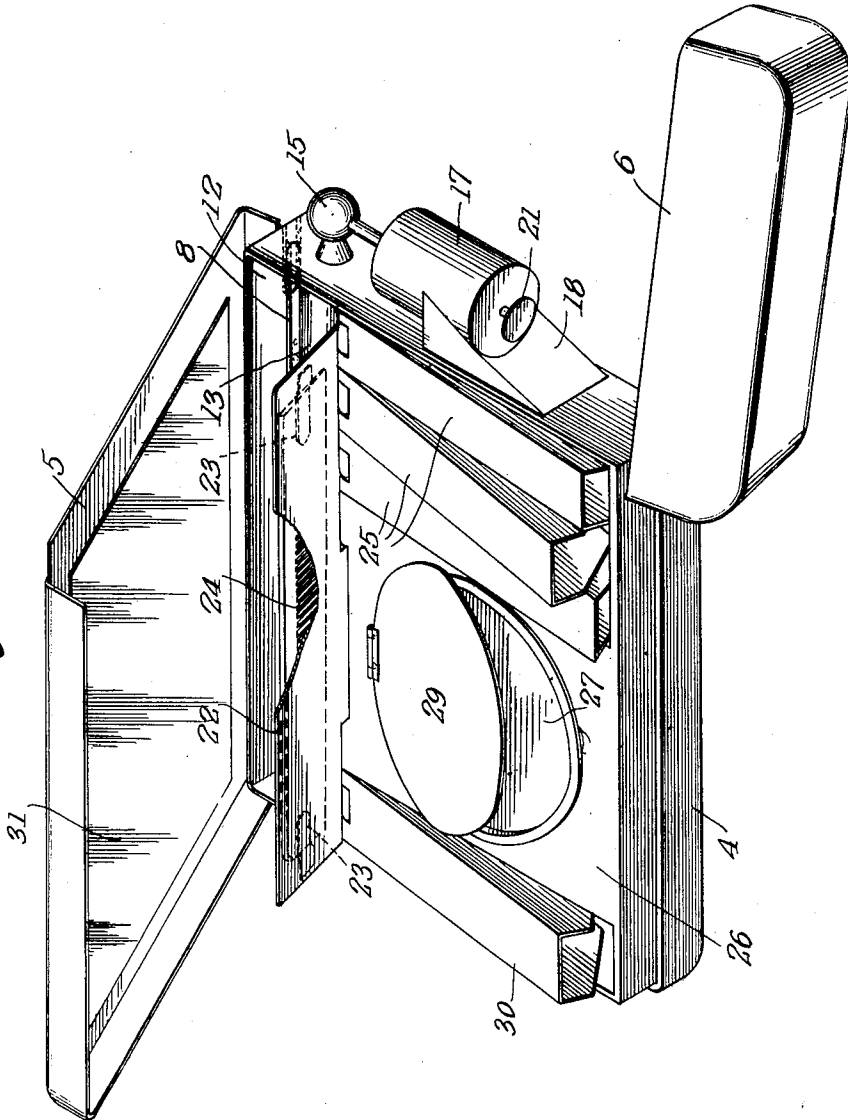
1,949,636

COSMETIC CONTAINER

Original Filed May 21, 1928

2 Sheets-Sheet 1

Fig. 1.



INVENTOR
Henry D. Snider
BY
O. Cousins
ATTORNEY

March 6, 1934.

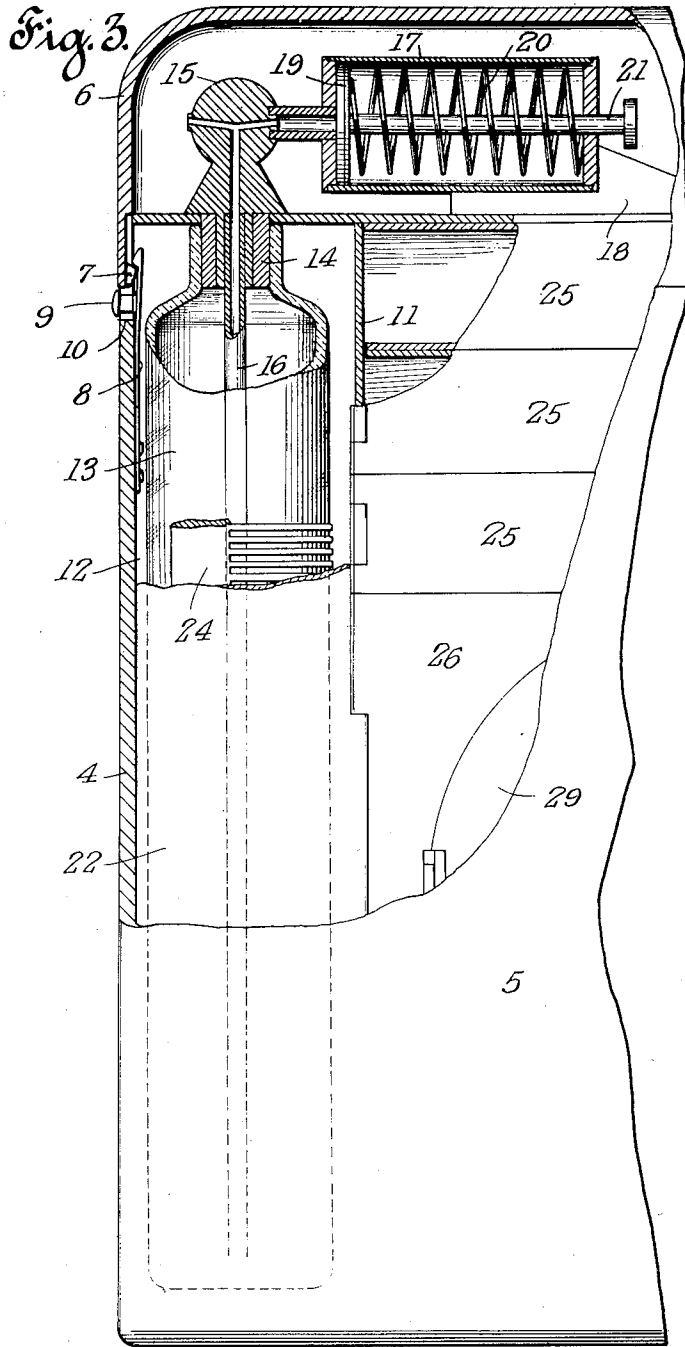
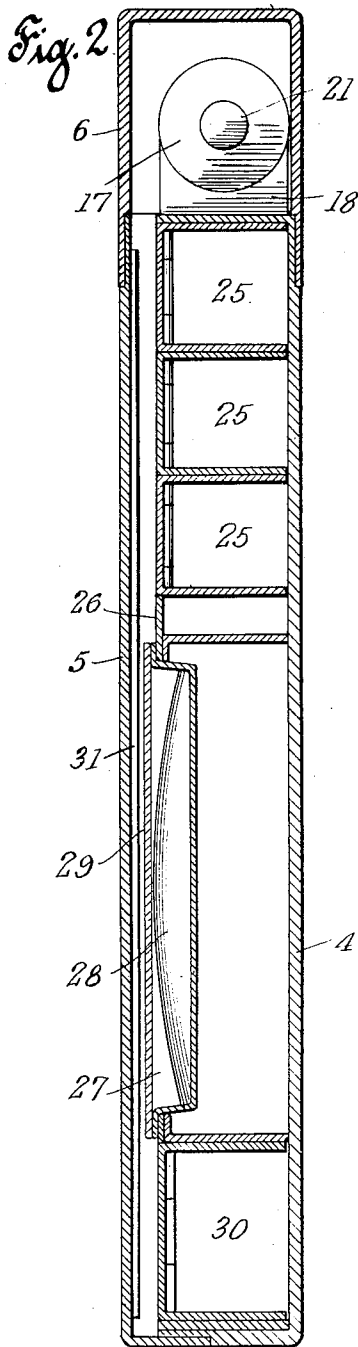
H. D. SNEIDER

1,949,636

COSMETIC CONTAINER

Original Filed May 21, 1928

2 Sheets-Sheet 2



INVENTOR
Henry D. Snieder
BY
A. Cousins
ATTORNEY

UNITED STATES PATENT OFFICE

1,949,636

COSMETIC CONTAINER

Henry D. Sneider, Brooklyn, N. Y., assignor of
one-half to Wm. Cuttner, Inc., New York, N. Y.,
a corporation of New York

Refiled for abandoned application Serial No.
279,414, May 21, 1928. This application May 19,
1933, Serial No. 671,835

5 Claims. (Cl. 132-79)

This invention relates to a cosmetic holder and is a substitute for a previous application Ser. No. 279,414, filed May 21st, 1928.

An object of the invention is to provide a complete holder for an entire range of cosmetics including a liquid, powder, rouge, lipstick, eyebrow and eyelash cosmetics, comb, manicuring essentials and the accessories necessary for the application of any of these, together with a construction provided with a sufficiently large mirror to enable the carrier to efficiently use and apply all of these instrumentalities.

A more specific object is to provide such a holder with a perfume atomizer and a unitary means for closing the entire construction.

A still more specific object of the invention is to provide a construction, which may be laid on its back and its front wall open so as to provide a mirror, and to hinge into the open side of the body a plurality of compartments arranged to contain the various essentials carried for the purpose of makeup.

The invention consists of the construction, combination and arrangement of parts as herein illustrated, described and claimed.

In the accompanying drawings, forming part hereof, is illustrated a form of embodiment of the invention, in which drawings similar reference characters designate corresponding parts, and in which:

Figure 1 is a perspective showing the holder open;

Figure 2 is a vertical section with the holder closed; and

Figure 3 is a plan view of a portion of the holder, with the top cover and other parts successively broken away to show the construction.

Referring to the drawings, 4 designates the body portion of a casing, preferably rectangular or oblong in shape and having upturned edges on three sides. The body 4 is closed by a front wall 5, preferably hinged to one of the edges of the body 4, and having flanges on three sides to leave a free edge on its upper end, which edge is adapted to be engaged by a top 6, hinged to the body 4, so that the wall 5 may be retained in closed position by the top 6. The hinged top 6 is provided with a lip 7, arranged to be engaged by a spring catch 8, and to be released by pressure on the pin 9 working through an opening 10 in one flange of the body 4.

Disposed longitudinally of the body 4 is a separating and supporting wall 11, arranged to leave a space 12 in which is disposed a tubular container 13 of such construction as to hold a liquid

such as a perfume, a dressing oil or a disinfectant. A suitable nipple 14 is formed on a flange of the body 4 arranged to receive the upper end of the container 13 and provided with a bore adapted to receive an atomizing head 15 provided with the usual three-way passage. Disposed through the lower end of the head 15 and extending nearly to the bottom of the container 13, is a tube 16, the bore of which registers with one of the passages of the atomizing head 15, so that when pressure or vacuum is produced to the head 15, the liquid in the container 13 may be ejected as a spray.

For the purpose of providing pressure of vacuum, a casing 17 is disposed in a saddle 18 secured on one flange of the body 4 and is connected with the atomizing head 15. A suitable valve 19 is disposed in the casing 17 and is maintained in one position by means of a coil spring 20, through which is disposed a plunger 21 extending outside of the casing 17 so that by reciprocation of the plunger 21, vacuum or pressure may be produced in the atomizing head 15 causing the consequent ejection of the fluid contained in the container 13.

For the purpose of covering the space 12, a cover 22 is hinged to the longitudinal wall 11 and on its inside is provided with retaining clips 23 for the purpose of holding a comb 24.

Adjacent one end of the body 4 is disposed a plurality of compartments 25, having their inner ends hinged to the longitudinal wall 11, and adapted to hold the usual cosmetics such as lipstick, eyebrow and eyelash compounds and the necessary instrumentalities for applying the same.

Adjacent the compartments 25, a wall or cover 26 is hinged to the longitudinal wall 11, and is provided with a compact chamber 27 arranged to receive the usual form of compact 28 and covered by a hinged top 29, leaving a space to receive a quantity of cold cream or similar makeup requisite.

Adjacent the hinged wall 26, there is disposed in the body 4 a compartment 30 having one end hinged to the wall 11 and adapted to receive the various instrumentalities used for manicuring. It will be apparent from the foregoing description that the various compartments 25, 30 and 27 and the carrying wall 22 may be assembled on the wall 11 and the entire construction as a unitary assemblage inserted in the body 4.

On the inner face of the front wall 5 of the body 4 is disposed a mirror 31, covering approximately the entire area of the wall 5 and of a size sufficient to make it practicable for the user to

utilize the entire outfit for a complete makeup. When in use for this purpose, the body 4 may be placed on its back with the cover 6 open and the wall 5 open so that all of the contained instrumentalities are freely accessible to the hands of the user.

Having thus fully described the invention what is claimed as new and desired to be secured by Letters Patent, is:

10 1. A cosmetic container comprising a body portion, a wall hinged to the body, a liquid containing element disposed in the body, means on the top of the body for atomizing a liquid in the containing element and a cover hinged to the body and arranged to retain the hinged wall in closed position and to cover the atomizing means.

15 2. A cosmetic container comprising a body portion having a hinged wall and a cover, a plurality of separate hinged compartments disposed in the body, a hinged wall disposed adjacent the compartments and provided with a compact chamber and a cover for the compact chamber.

20 3. A cosmetic container comprising a body, a longitudinal wall disposed in the body, a plurality of compartments disposed on one side of the

longitudinal wall, a liquid containing element disposed on the opposite side of the longitudinal wall, an atomizer carried by the body and adapted to co-operate with the liquid containing element and a plurality of covers hinged to the body.

4. In combination with a cosmetic container, having a body, covers on the body and compartments formed in the body, a transverse wall adapted to support an atomizer, an atomizer disposed on said wall and a liquid containing element disposed on the opposite side of the transverse wall and adapted to co-operate through the wall with the atomizer.

5. A cosmetic container comprising a container, a longitudinal and a transverse wall disposed in the body, a plurality of compartments hinged to the longitudinal wall, a liquid containing element disposed on the opposite side of the longitudinal wall, a closure member hinged to the longitudinal wall to cover the liquid containing element, an atomizer disposed on the transverse wall and adapted to co-operate with the liquid containing element, and a plurality of covers hinged on the body.

HENRY D. SNEIDER.

30

35

40

45

50

55

60

65

70

75

80

85

90

95

100

105

110

115

120

125

130

135

140

145

150