



US00D956619S

(12) **United States Design Patent**  
**Dyson**

(10) **Patent No.:** **US D956,619 S**

(45) **Date of Patent:** **\*\* Jul. 5, 2022**

(54) **AUTOMOBILE**  
(71) Applicant: **Dyson Technology Limited**, Wiltshire (GB)  
(72) Inventor: **James Dyson**, Singapore (SG)  
(73) Assignee: **Dyson Technology Limited**, Wiltshire (GB)  
(\*\*) Term: **15 Years**  
(21) Appl. No.: **29/749,793**

D835,000 S \* 12/2018 Tomasson ..... D12/91  
D847,026 S \* 4/2019 Lips ..... D12/91  
D911,222 S \* 2/2021 Jung ..... D12/91  
D914,544 S \* 3/2021 Sheffield ..... D12/91  
D929,902 S \* 9/2021 Billes ..... D12/91  
D942,328 S \* 2/2022 Battams ..... D12/91  
D942,900 S \* 2/2022 Bucher ..... D12/91

\* cited by examiner

*Primary Examiner* — Melody N Brown

(74) *Attorney, Agent, or Firm* — Faegre Drinker Biddle & Reath LLP

(22) Filed: **Sep. 9, 2020**  
(30) **Foreign Application Priority Data**  
Mar. 12, 2020 (EM) ..... 007749734-0001  
(51) **LOC (13) Cl.** ..... **12-08**  
(52) **U.S. Cl.**  
USPC ..... **D12/91**  
(58) **Field of Classification Search**  
USPC .... D12/86, 90-92, 164; D21/424, 433, 434;  
296/181.1-181.5, 183.1  
CPC ..... B62D 25/00; B62D 25/06; B62D 33/00;  
B62D 35/00  
See application file for complete search history.

(57) **CLAIM**


The ornamental design for an automobile, as shown and described.

**DESCRIPTION**

FIG. 1 is a front perspective view of an automobile showing our new design;  
FIG. 2 is a rear perspective view thereof;  
FIG. 3 is a front view thereof;  
FIG. 4 is a rear view thereof;  
FIG. 5 is a side view thereof;  
FIG. 6 is a side view of the opposite side of FIG. 5; and,  
FIG. 7 is a top view thereof.

(56) **References Cited**  
**U.S. PATENT DOCUMENTS**  
D726,591 S \* 4/2015 Jacob ..... D12/91  
D732,428 S \* 6/2015 Nanba ..... D12/91

**1 Claim, 7 Drawing Sheets**






FIG. 1

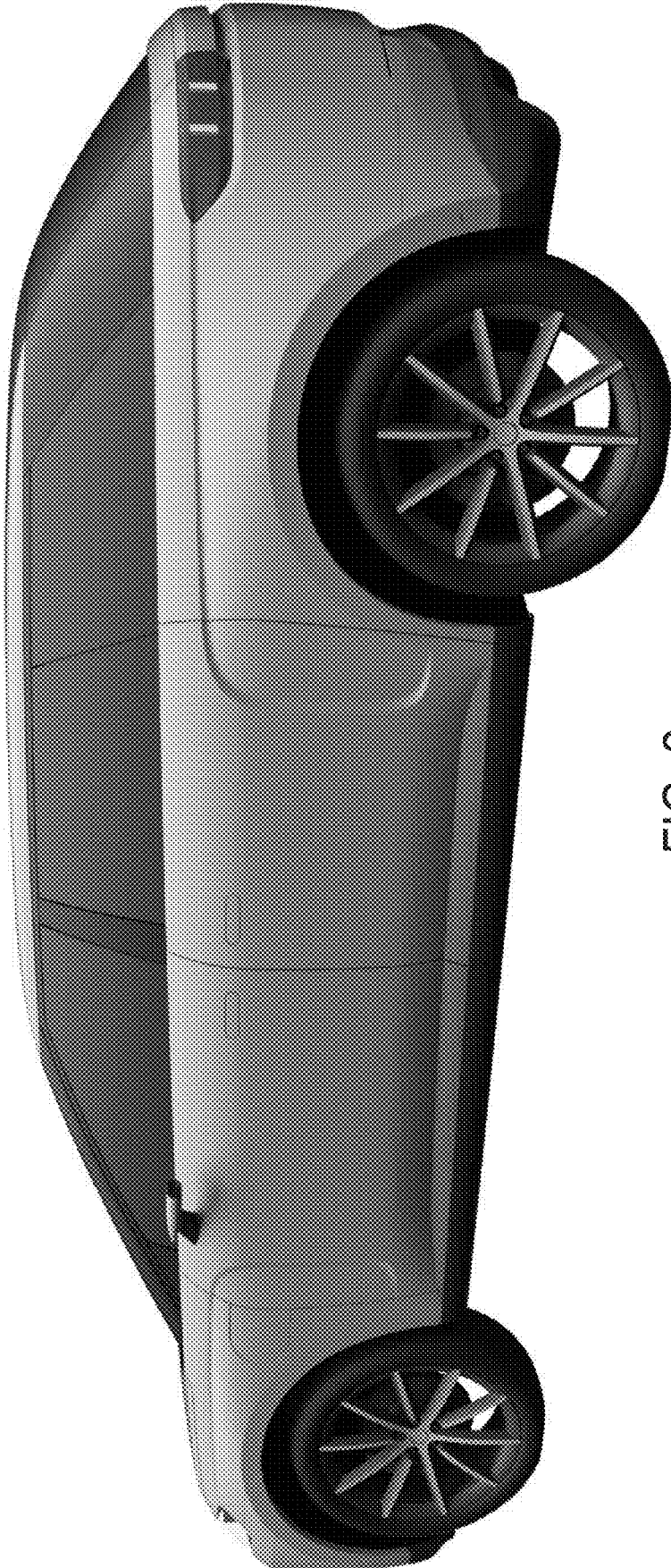


FIG. 2



FIG. 3




FIG. 4




FIG. 5




FIG. 6



FIG. 7