



US00D834430S

(12) **United States Design Patent**
Schaad

(10) **Patent No.:** **US D834,430 S**

(45) **Date of Patent:** **** Nov. 27, 2018**

- (54) **WATCHCASE**
- (71) Applicant: **SWATCH LTD**, Biel/Bienne (CH)
- (72) Inventor: **Thomas Schaad**, Stockholm (SE)
- (73) Assignee: **SWATCH LTD**, Biel/Bienne (CH)
- (**) Term: **15 Years**

D677,177 S *	3/2013	Nashimoto	D10/39
D744,871 S *	12/2015	Rabassa	D10/126
D778,178 S *	2/2017	Lee	D10/38
D779,976 S *	2/2017	Galli	D10/38
D784,346 S *	4/2017	Tao	D10/103
D794,556 S *	8/2017	Liao	D13/107
D796,347 S *	9/2017	Yoshida	D10/30

- (21) Appl. No.: **29/605,751**
- (22) Filed: **May 30, 2017**

Related U.S. Application Data

- (62) Division of application No. 29/560,152, filed on Apr. 4, 2016, now Pat. No. Des. 792,244.

Foreign Application Priority Data

Oct. 2, 2015 (WO) DM/088 036

- (51) **LOC (11) Cl.** **10-02**
- (52) **U.S. Cl.**
USPC **D10/30**

(58) **Field of Classification Search**

USPC D10/30, 31, 32, 33, 34, 35, 36, 37, 38,
D10/39, 122, 123, 124, 102, 128; D11/1,
D11/2, 3, 4; D14/300, 341, 344, 137,
D14/138 R, 138 G
CPC G04B 17/00; G04B 17/02; G04B 17/005;
G04B 17/285; G04B 37/00; G04B
37/0058; G04B 45/00; G04B 45/02;
G04B 45/0038; G04B 45/0069; G04B
45/0076; G04B 29/00; G04B 19/268

See application file for complete search history.

(56) **References Cited**

U.S. PATENT DOCUMENTS

D435,733 S *	1/2001	Osterholt	D3/328
D672,256 S *	12/2012	Behar	D10/39

OTHER PUBLICATIONS

Watch u seek, Stop Watch Special, posted Oct. 24, 2010, [online], [site visited Sep. 10, 2018]. Available from internet, <URL: <https://forums.watchuseek.com/f10/stop-watch-special-463776.html>> (Year: 2010).*

* cited by examiner

Primary Examiner — Sheryl Lane

Assistant Examiner — Samantha N Wood

(74) *Attorney, Agent, or Firm* — Abelman, Frayne & Schwab

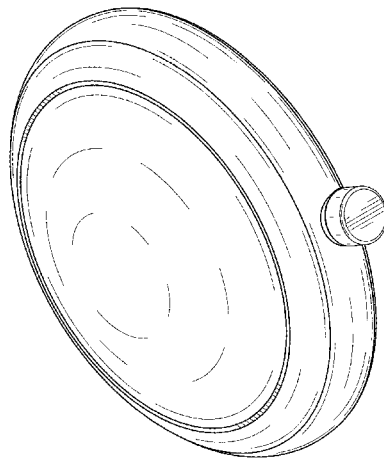
(57) **CLAIM**

The ornamental design for a watchcase, as shown.

DESCRIPTION

FIG. 1 is a front right perspective view of a watchcase showing my new design;
 FIG. 2 is a rear left perspective view thereof;
 FIG. 3 is a front view thereof;
 FIG. 4 is a rear view thereof;
 FIG. 5 is a left side view thereof;
 FIG. 6 is a right side view thereof;
 FIG. 7 is a top view thereof; and,
 FIG. 8 is a bottom view thereof.

1 Claim, 6 Drawing Sheets



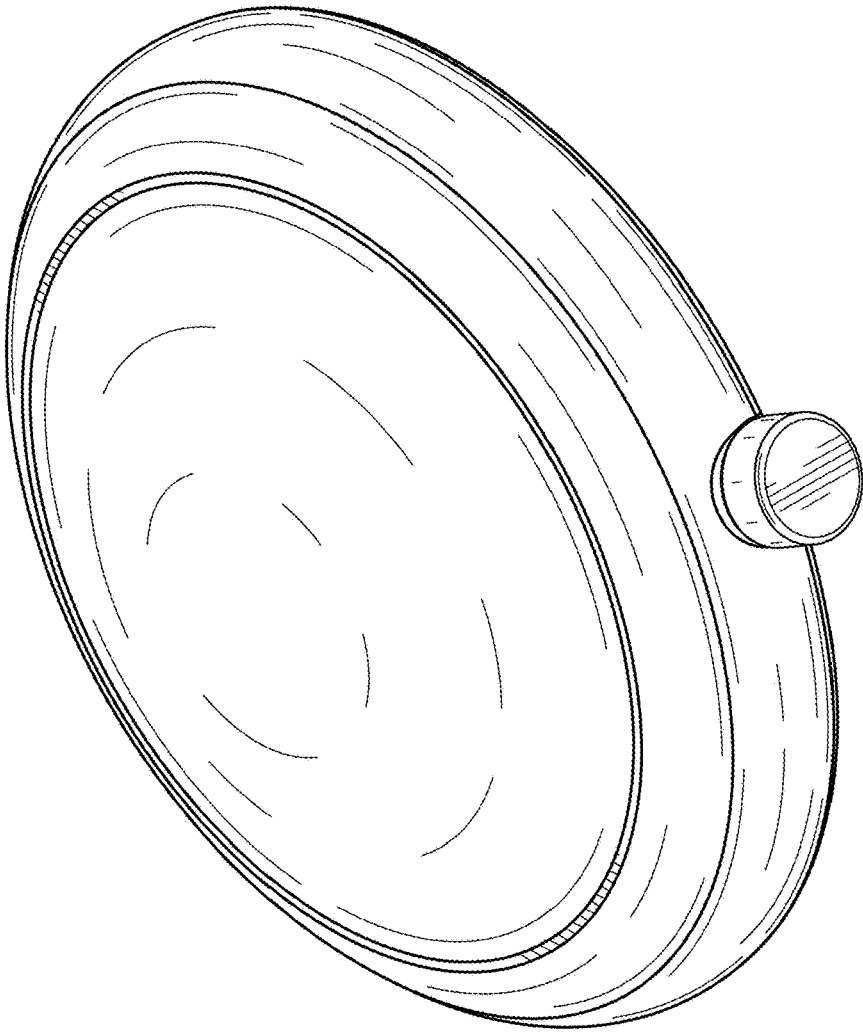


FIG. 1

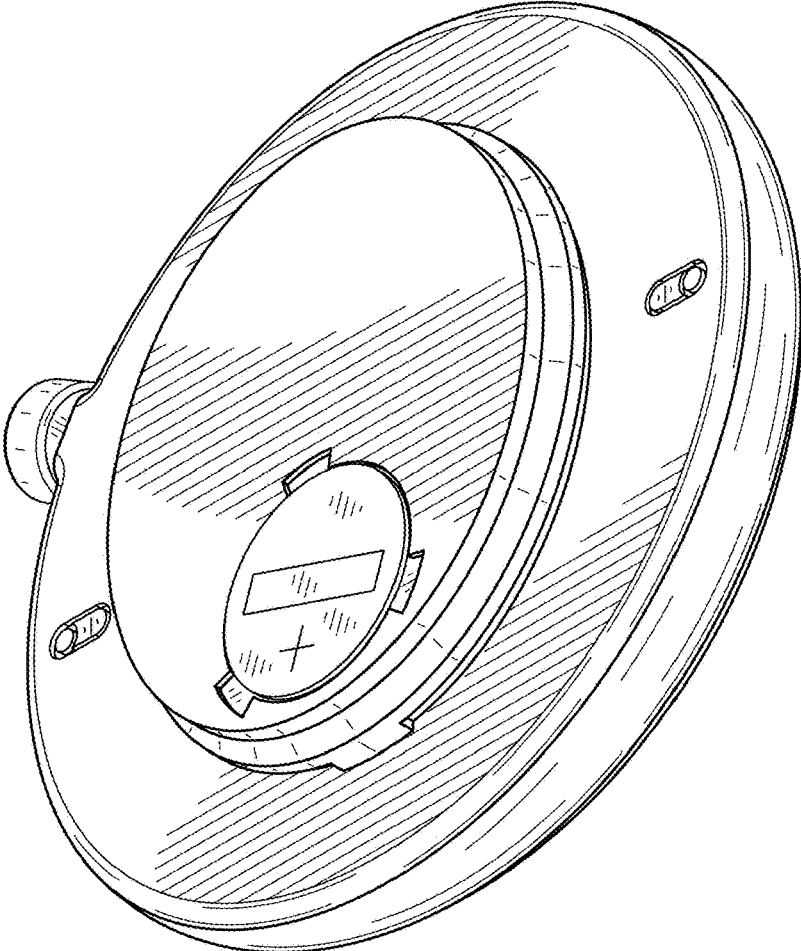


FIG. 2

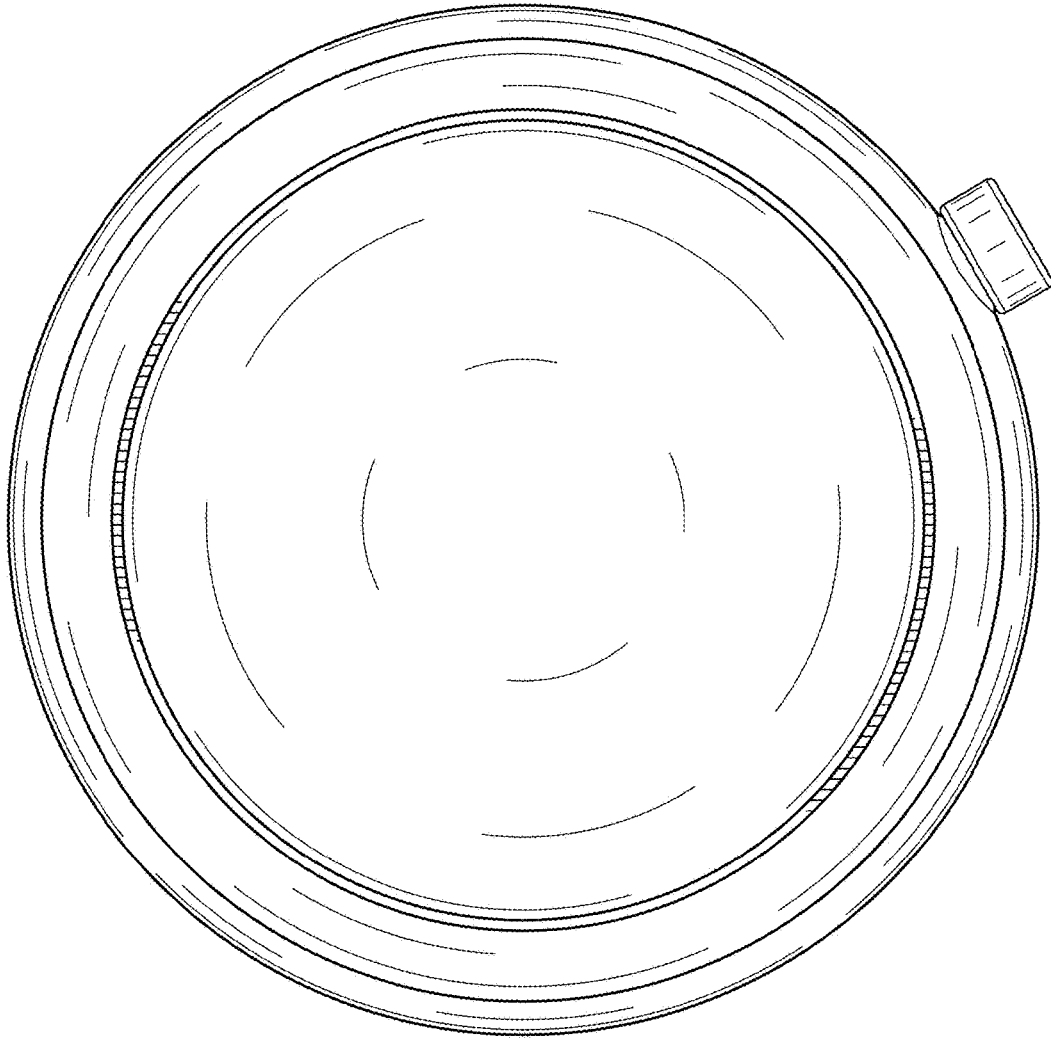


FIG. 3

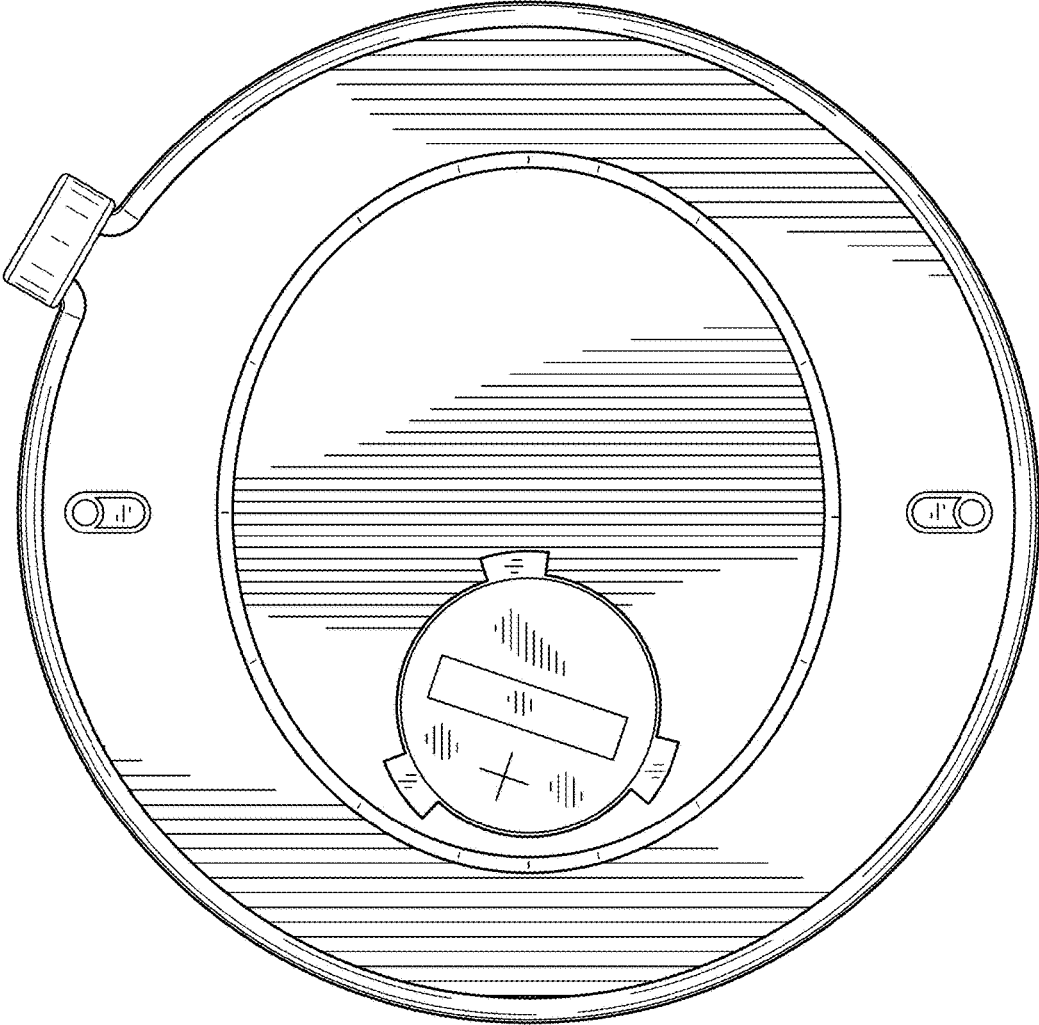


FIG. 4




FIG. 5




FIG. 6

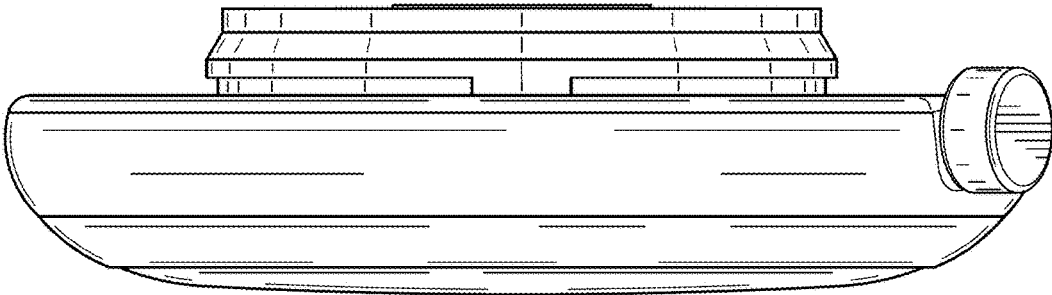


FIG. 7

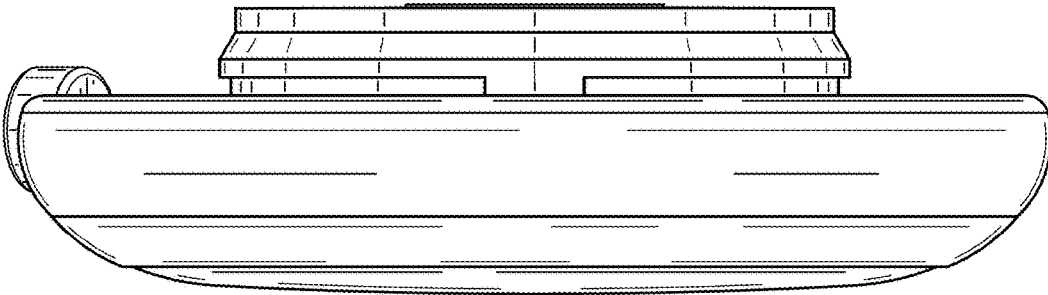


FIG. 8