

W. E. WALSH.
 FLEXIBLE WINDOW.
 APPLICATION FILED FEB. 8, 1909.

928,349.

Patented July 20, 1909.

Fig. 1.

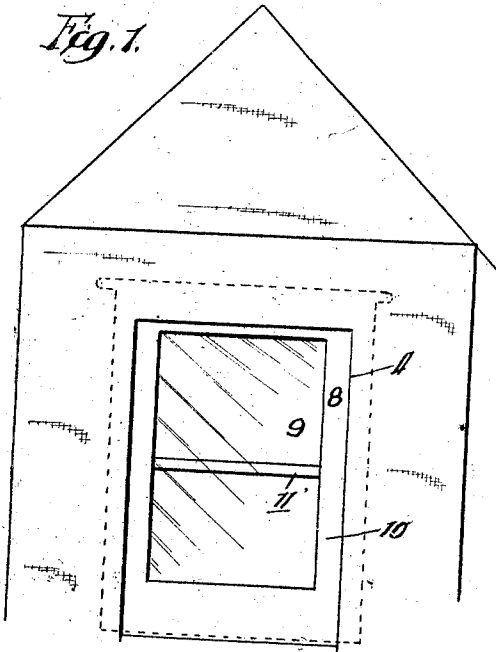


Fig. 2.

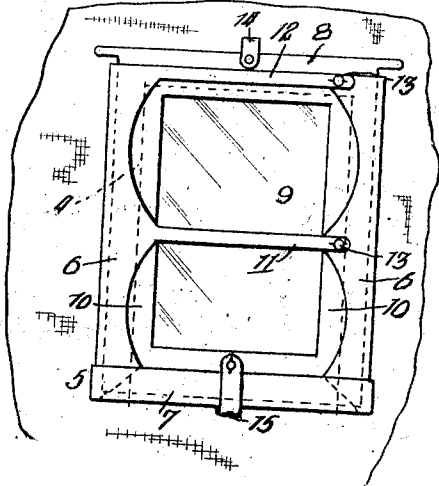
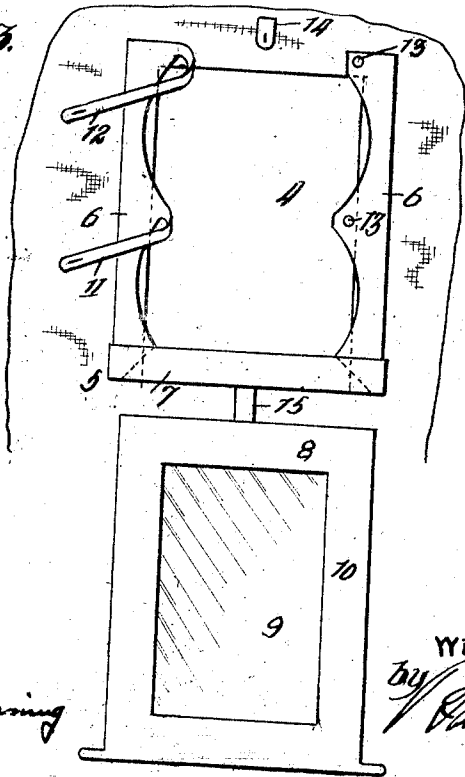


Fig. 3.



Witnesses:
Wm. P. Lind
Robert W. Banning

Inventor:
 William E. Walsh
 by *Robert W. Banning*
 Atty.

UNITED STATES PATENT OFFICE.

WILLIAM E. WALSH, OF MORRIS, ILLINOIS.

FLEXIBLE WINDOW.

No. 928,349

Specification of Letters Patent.

Patented July 20, 1909.

Application filed February 8, 1909. Serial No. 476,756.

To all whom it may concern:

Be it known that I, WILLIAM E. WALSH, a citizen of the United States, residing at Morris, in the county of Grundy and State of Illinois, have invented certain new and useful Improvements in Flexible Windows, of which the following is a specification.

This invention relates to flexible windows intended to be used in tents or similar structures, and the object of the invention is to provide a suitable means for securing the window in place in the tent wall in such manner as to permit of its easy removal, and at the same time to guard the tent against the admission of rain, moisture or drafts through the window opening around the window.

A further object of the invention is to provide means for suspending the window in suitable proximity to the window opening and against the wall of the tent when the window is removed from its closed position, and to generally improve the construction and arrangement of the window and socket as a whole.

Further objects will appear from a detailed description of the invention which consists in the features of construction and combination of parts hereinafter described and claimed.

In the drawings, Figure 1 is an outside end view of a tent wall showing the window in position; Fig. 2 an inside view of a tent wall showing the window in position; and Fig. 3 an inside view of a tent wall showing the window opened.

The tent wall, or other similar structure, is provided, at the inner point, with a window opening 4, of suitable size and shape, around which opening, on the inner side, is secured a strip or strips of fabric forming a sheath or pocket 5, having side portions 6, and a bottom portion 7, which preferably overlies the lower ends of the side portions which are held in place by, but are not connected with, the bottom portion. The strip or strips of fabric composing the pocket are sewed to the tent wall along their outer edges, leaving their inner edges free to form channels or guideways around three sides of the window openings, leaving the sheath or pocket open at its upper end above the window opening, to receive a flexible window 8.

The window comprises a flexible pane 9 of celluloid, or similar flexible transparent material, which window pane is secured in a

flexible window frame 10, which may be of similar construction to that described in application Serial No. 442,228, filed July 6, 1908, or of any other suitable construction. Although it is preferred to have the window itself of flexible material, it is not the intention to limit the present invention to such a flexible window since the present invention relates rather to the socket for the window than to the window itself.

The side portions or strips 6 of the pocket are adapted to have their edges connected by means of straps 11 and 12, which, as shown, are preferably secured to one of the side strips or portions, and are removably secured to the other by means of buttons 13, or other suitable attaching means.

The tent wall adjacent to the upper end of the window is adapted to be held in close proximity thereto by means of a flap 14, which is buttoned, or otherwise secured to the upper end of the window frame. To the lower end of the window frame is preferably secured a strap 15 of suitable length to permit the window frame to be lifted out of the pocket, and to permit the window to be suspended upside down as shown in Fig. 3, when desired.

In use, the window can be inserted in place either by detaching the strap 15 and sliding the window down from the top, or by loosening up the straps 11 and 12 and inserting the window edgewise into position and thereafter buttoning the straps 11 and 12 to hold the window tightly in place. The flexible character of the pocket, and the flexible nature of the window permit easy manipulation of the latter to secure the adjustment intended. If it is not desired to suspend the window when open, the strap 15 can be dispensed with and the straps 11 and 12 permanently secured to both of the side strips or portions of the pocket and the window inserted and removed solely from the top. As shown in full lines in Fig. 1, and as indicated in dotted lines in the remaining figures, the window opening, at its lower side, is cut down to a point below the lower edge of the window frame, which latter will overlap outside of the lower cross piece 7 of the pocket so that rain, snow or moisture running down the outside of the window will be shed directly onto the outside of the tent wall, and will not find ingress into the interior of the tent or lodgment at any point, which would be the case if the tent wall were

formed to overlap the lower edge of the window as it does on the sides and top. The arrangement is one which affords a convenient closely fitting and easily adjustable window for use in tents, which is highly desirable in that it permits the tent to be fully ventilated and easily dried after its walls have been dampened by rain, thereby greatly improving the living conditions within the tent.

What I claim as new and desire to secure by Letters Patent is:

1. In combination with the walls of a structure having a window opening therein, a pocket comprising side portions or strips having their outer side edges secured to the wall of the structure adjacent to the side edges of the window opening, and a lower cross piece secured at its lower edge to the wall of the structure, the window opening being cut away down to the lower edge of the cross piece, a strap connecting the side strips and a window having its sides and lower edge held in position within the pocket and having its lower edge exposed to shed water, substantially as described.

2. In combination with the walls of a structure having a window opening therein, a pocket comprising side portions or strips having their outer side edges secured to the wall of the structure adjacent to the side edges of the window opening, a lower cross piece connecting the side portions or strips and secured at its lower edge to the wall of the structure, the window opening being cut away down to the lower edge of the cross piece, a window having its sides and lower edge held in position within the pocket and having its lower edge exposed to shed water, and a cross strap connecting the side portions or strips, substantially as described.

3. In combination with the walls of a structure having a window opening therein, a pocket comprising side portions or strips having their outer side edges secured to the wall of the structure adjacent to the side edges of the window opening, a lower cross piece connecting the side portions or strips and se-

cured at its lower edge to the wall of the structure, the window opening being cut away down to the lower edge of the cross piece, a window having its sides and lower edge held in position within the pocket and having its lower edge exposed to shed water, a cross strap connecting the side portions or strips, and a flap for removably securing the top edge of the window to the wall of the structure, substantially as described.

4. In combination with the walls of a tent having a window opening therein, a pocket comprising side strips or portions secured at their outer edges to the tent wall adjacent to the window opening therein, and a cross portion secured at its lower edge to the tent wall, and the window opening being cut down to the point of connection between the cross piece and the tent wall, a flexible window having its sides held in position between the tent wall and the side portions or strips of the pocket, and having its lower edge exposed to the outside of the cross portion to shed water, and a cross strap connecting the inner edges of the side portions or strips, substantially as described.

5. In combination with the walls of a tent having a window opening therein, a pocket comprising side strips or portions secured at their outer edges to the tent wall adjacent to the window opening therein, and a cross portion secured at its lower edge to the tent wall, and the window opening being cut away to the point of connection between the cross piece and the tent wall, a flexible window having its sides held in position between the tent wall and the side portions or strips of the pocket, and having its lower edge exposed to the outside of the cross portion to shed water, and a cross strap connecting the inner edges of the side portions or strips and being adapted for disconnection with one of said portions; substantially as described.

WILLIAM E. WALSH.

Witnesses:

FRED S. JOHNSON,
LULU A. WILSON.