



US00D933459S

(12) **United States Design Patent**
Lyu

(10) **Patent No.:** **US D933,459 S**

(45) **Date of Patent:** **** Oct. 19, 2021**

(54) **DISPLAY MOUNT**

(71) Applicant: **SHENZHEN PRIME TECHNOLOGY CO., LTD**, Shenzhen (CN)

(72) Inventor: **Yaqi Lyu**, Shenzhen (CN)

(73) Assignee: **SHENZHEN PRIME TECHNOLOGY CO., LTD**, Shenzhen (CN)

(**) Term: **15 Years**

(21) Appl. No.: **29/753,070**

(22) Filed: **Sep. 30, 2020**

(51) **LOC (13) Cl.** **08-05**

(52) **U.S. Cl.**
USPC **D8/363; D14/239**

(58) **Field of Classification Search**
USPC D8/380, 366, 376, 377, 363, 355, 354;
D6/553; D25/121, 119; D14/239, 452
CPC H04N 5/655
See application file for complete search history.

(56) **References Cited**

U.S. PATENT DOCUMENTS

D536,603 S * 2/2007 Worrall D8/363
D557,125 S * 12/2007 Worrall D14/452

D557,126 S * 12/2007 Worrall D14/452
RE45,646 E * 8/2015 Ciungan D8/363
D872,067 S 1/2020 Knapp
D872,719 S 1/2020 Knapp
D918,024 S * 5/2021 Landgren D8/380
D922,364 S * 6/2021 Shu D14/239
D922,395 S * 6/2021 Shu D14/452
D923,018 S * 6/2021 Lu D14/452

* cited by examiner

Primary Examiner — Eliza Z Bennett-Hattan

(57) **CLAIM**

The ornamental design for a display mount, as shown and described.

DESCRIPTION

FIG. 1 is a perspective view of a display mount showing my new design;
FIG. 2 is another perspective view thereof;
FIG. 3 is a front elevational view thereof;
FIG. 4 is a rear elevational view thereof;
FIG. 5 is a left side elevational view thereof;
FIG. 6 is a right side elevational view thereof;
FIG. 7 is a top plan view thereof; and,
FIG. 8 is a bottom plan view thereof.

1 Claim, 8 Drawing Sheets





FIG. 1



FIG. 2




FIG. 3



FIG. 4




FIG. 5




FIG. 6




FIG. 7




FIG. 8